



## Board of Trustees Meetings

Friday, July 31, 2020, 8:00 AM

Zoom meeting

### AGENDA

- I. APPROVAL OF MINUTES, APRIL 2, 2020 –HARTER
- II. FINANCE AND AUDIT REPORT - HARTER
  - UPDATES TO WSU BOT ENDOWED FUNDS-BARRETT
  - HISTORY OF BOT OWNED FACILITIES MAINTENANCE QUASI-ENDOWED FUND-BARRETT
  - POOLED INVESTMENT RETURNS-BARRETT
  - MILL LEVY BUDGET & YEAR TO DATE REVENUE & EXPENDITURES-BRUUN
  - OPERATING BUDGET (BOT UNRESTRICTED) – REVENUE & EXPENDITURES-BRUUN
  - BOT AUDIT UPDATE-BRUUN
  - NIDT FUNDING -HARTER
- III. CAMPUS DEVELOPMENT REPORT - PACKEBUSH
  - FUND & FINANCIAL PLAN REVIEW – BRUUN
  - WOODMAN REMODEL PROJECT UPDATE -PACKEBUSH
- IV. DISCUSSION ABOUT OFFICERS AND COMMITTEES - HARTER
- V. KORA POLICY – BUCKLEY
- VI. UNIVERSITY UPDATE – GOLDEN
  - CITY/COUNTY MILL LEVY BUDGET VISITS
- VII. AS MAY ARISE

#### FINANCE & AUDIT COMMITTEE

(Laurie Labarca, Keith Stevens, Pierre Harter)

#### CAMPUS DEVELOPMENT COMMITTEE

(Steve Packebush, Tom Winters, Nancy McCarthy Snyder)

#### NOMINATING COMMITTEE

(Tom Winters, Nancy McCarthy Snyder, Pierre Harter)

#### Upcoming BOT Meeting Dates

Thursday, September 24, 2020 – 8 am, TBD location



## **WSU Board of Trustees**

### *Board Meeting*

Thursday, April 2, 2020, 8:00 am

Zoom Remote Meeting

In attendance were board members Pierre Harter, Tom Winters, Joe Norton, Vernell Jackson, Steve Packebush, Sheryl Wohlford, Laurie Labarca, Nancy McCarthy Snyder and Keith Stevens. Also present were Andy Schlapp, Susan Johnson, Troy Bruun, Werner Golling, Lou Heldman, John Tomblin, Jay Golden, Mert Buckley, and Paul Sullentrop.

### **Approval of Minutes**

Harter started the meeting at 8:00 am. Stevens made a motion to approve the minutes from the January 9, 2020 meeting. Wohlford seconded and the motion passed.

### **Finance and Audit Report**

Norton asked Bruun to review the finance and audit reports. Norton asked for a Foundation representative to attend the July 2020 meeting to discuss the investment strategy for the BOT funds and the Gore fund. Schlapp continues to be in conversations with the Center for Management Development about their lease agreement. Norton motioned to receive the financial reports, McCarthy Snyder seconded and the motion passed.

### **Campus Development Report**

Bruun reviewed the campus development financial plan. Schlapp discussed the restroom renovation at the Woodman building, they are reviewing bids for the project. Packebush will review and approve of additional requested finishes and fixtures as agreed upon in the January meeting. Packebush motioned to receive the financial reports and Labarca seconded, the motion passed.

### **FY2021 Mill Levy Budget Review & Approval**

Bruun reviewed the FY2021 Mill Levy Budget, Schlapp and Dr. Golden will be visiting with the County and City leaders about the budget in June. Wohlford motioned to receive the budget, Packebush seconded and the motion passed.

### **National Institute for Digital Transformation Discussion**

Schlapp led the discussion about the need to diversify the economy and a way to attract new innovative companies to move to Kansas. The BOT has been asked to invest in a lab in the building, which will provide an opportunity for WSU students to have an applied learning experience. Norton asked for more information on the project before the board makes a decision. The Finance and Audit committee will evaluate and bring for further consideration at next BOT meeting. Labarca made a motion that the BOT is interested in providing support for this project and will wait for additional detail to make final decision at July meeting. Packebush seconded and the motion passed.

### **Open Records Discussion**

Buckley stated the BOT currently does not have an Open Records Policy, he would like to create one that mirrors the university's and have it for review at the July meeting.

**Campus Update**

Golden provided an update stating that on his 90<sup>th</sup> day he had to close campus due to the COVID-19 situation and WSU classes have been moved to on-line format. Fewer than 100 students are living in the residence halls. Research continues, especially in health areas, WSU was a collection point for Personal Protective Equipment for the county. WSU hopes to start up again in the fall with new protocols, with a focus on research and community engagement and is reaching out to community leaders to get their input as we develop a new marketing brand for the next decade. KBOR approved the request to tear down Cessna Stadium to rebuild for new athletic programs.

Harter ended the meeting at 8:58 am.

Respectfully submitted,

Susan Johnson  
Assistant Secretary

**Wichita State University Foundation**  
**Updates to WSU Board of Trustees**  
**as of June 30, 2020**

BOT Owned Facilities Maintenance Quasi-Endowed Fund Balance- 611036 **\$617,549**  
(investment return posted through 05/31/20)

Lease agreement income received FY 2020

CMD	\$10,000
WSU Foundation	\$52,810
Alumni	\$10,000
BOT annual funding	\$25,000

**\$97,810**

Expenses to date FY 2020

**\$16,617**

**Wichita State University Foundation**  
**History of BOT Owned Facilities Maintenance Quasi-Endowed Fund Expenses**  
**Inception 5/30/06**

FY 2006	Central Air Conditioning - replaced central air at WAC	\$61,520
FY 2007	Lustercraft Plastics - window wells WAC	6,450
	Sutherland Builders - Replace office doors WAC	13,415
FY 2009	Simplex Grinnell - magnets for all doors WAC	24,272
	Cornejo & Sons - asphalt repairs @ Braeburn Golf	7,619
	Mahaney Roofing - Roof Replacement WAC	83,500
	Physical Plant various invoices - WAC	2,178
	Sutherland Builders - replace Alumni side door -WAC	1,263
FY 2010	Physical Plant - half moon windows WAC	6,432
	Physical Plant - ADA auto open front door WAC	5,000
FY 2013	Replace windows at Woodman Alumni Center	40,155
	<i>(approved \$41,300)</i>	
	Braeburn Golf course - concrete cart paths	238,000
FY 2015	Howard & Helmer Architects, Design for boiler & Alumni wing	120
FY2016	WAC Addition/Construction	232,604
FY2018	None	0
FY2019	None	0
FY2020	Window well maintenance	16,617
		<u><u>\$722,528</u></u>

WAC= Woodman Alumni Center

Wichita State University Foundation  
Pooled Investment Performance  
as of June 30, 2020

**FY2020  
Performance**

**Composite** -1.5% **NOTE:** The returns are as of May 31, 2020, and include estimated returns for the Private Investments  
*Target Weighted Benchmark* -1.7%

**Historical Investment Returns**

	<b>Fiscal Year</b>	<b>Calendar Year</b>
	2019	3.9%
	2018	7.2%
	2017	10.4%
	2016	-3.8%
	2015	0.4%
		14.6%
		Not available (transition to new investment providers)
		12.1%
		7.2%
		3.2%
Five Year Annualized Return	3.8%	

**Balance of all BOT Funds as of 06/30/2020**

	<u>6/30/2020</u>		<u>5/31/2020</u>
BOT funds in endowed pool (earnings through 05/31/20)	\$7,373,148	62.2%	\$7,383,200
Gore separately invested fund (earnings through 06/30/20)	4,488,224	37.8%	3,912,517
Total funds balance	<u>\$11,861,372</u>		<u>\$11,295,717</u>

**Wichita State University Board of Trustees  
City of Wichita/Sedgwick County Mill Levy Budget  
Fiscal Year 2020**

Revenues	Fiscal Year 2020 Budget	Revenue Received as of 06/30/20	Budget Remaining	Percent of Budget Received
Mill Levy	\$ 8,171,225	\$ 8,243,810	\$ (72,585)	100.89%
Interest	-	42,301	-	
Contingent Revenue	300,000	-	300,000	0.00%
<b>Total Revenues</b>	<u>\$ 8,471,225</u>	<u>\$ 8,286,111</u>	<u>\$ 227,415</u>	<u>97.81%</u>
Expenditures	Fiscal Year 2020 Budget	Expenditures as of 06/30/20	Budget Remaining	Percent of Budget Expended
<b><u>Capital Improvement</u></b>				
Campus Development Transfer	\$ 2,634,360	\$ 2,745,848	\$ (111,488)	104.23%
Building Insurance	20,396	16,154	4,242	79.20%
<b>Total Capital Improvements</b>	<u>\$ 2,654,756</u>	<u>\$ 2,762,002</u>	<u>\$ (107,246)</u>	<u>104.04%</u>
<b><u>Student Support</u></b>				
WSU Tech Support	\$ 800,000	\$ 800,000	\$ -	100.00%
Undergraduate Support	3,796,333	3,840,492	(44,159)	101.16%
Graduate Support	417,136	417,136	-	100.00%
<b>Total Student Support</b>	<u>\$ 5,013,469</u>	<u>\$ 5,057,628</u>	<u>\$ (44,159)</u>	<u>100.88%</u>
<b><u>Economic and Community Development</u></b>				
Interns-City/County	\$ 136,000	\$ 68,000	\$ 68,000	50.00%
Business and Economic Research	150,000	150,000	-	100.00%
City Government Services	80,000	103,418	(23,418)	129.27%
County Government Services	80,000	98,759	(18,759)	123.45%
<b>Total Economic and Community Development</b>	<u>\$ 446,000</u>	<u>\$ 420,177</u>	<u>\$ 25,824</u>	<u>94.21%</u>
<b><u>University Research and Support Services</u></b>				
Organization and Development	57,000	\$ 58,087	\$ (1,087)	101.91%
<b>Total University Research and Support Services</b>	<u>\$ 57,000</u>	<u>\$ 58,087</u>	<u>\$ (1,087)</u>	<u>101.91%</u>
<b><u>Contingency</u></b>				
Contingency	300,000	\$ -	\$ 300,000	0.00%
<b>Total Contingency</b>	<u>\$ 300,000</u>	<u>\$ -</u>	<u>\$ 300,000</u>	<u>0.00%</u>
<b>Total Expenditures</b>	<u>\$ 8,471,225</u>	<u>\$ 8,297,894</u>	<u>\$ 173,331</u>	<u>97.95%</u>

**Wichita State University Board of Trustees**  
**Operating Budget for Fiscal Year 2020 (B.O.T. Unrestricted Budget)**  
**Revenue and Expenditures as of June 30, 2020**

<b>Expenditures</b>	<b>Fiscal Year 2020 Budget</b>	<b>Actual Expenditures as of 06/30/20</b>	<b>Budget Remaining</b>	<b>Percent of Budget Expended</b>
General and Administrative:				
Maintenance and Repairs	\$ 15,000	\$ 25,000	\$ (10,000)	166.67%
Professional Fees	17,000	15,660	1,341	92.11%
Insurance	8,800	11,765	(2,965)	133.69%
Other	450	778	(328)	172.86%
Bank Fees	-	4,884	(4,884)	
Transfer to Cash Flow Reserve	15,750	-	15,750	0.00%
<b>Total Expenditures</b>	<b>\$ 57,000</b>	<b>\$ 58,087</b>	<b>\$ (1,087)</b>	<b>101.91%</b>

**Wichita State University Board of Trustees  
Campus Development Fund  
Fiscal Year 2020**

<b>Revenues</b>	<b>Fiscal Year 2020 Budget</b>	<b>Revenue Received as of 06/30/20</b>	<b>Budget Remaining</b>	<b>Percent of Budget Received</b>
University EEG for WSIA	\$ 2,092,730	\$ 2,092,730	\$ -	100.00%
Transfer from Mill Levy	2,634,360	2,745,848	(111,488)	104.23%
<b>Total Revenues</b>	<b>\$ 4,727,090</b>	<b>\$ 4,838,578</b>	<b>\$ (111,488)</b>	<b>102.36%</b>
<b>Expenditures</b>	<b>Fiscal Year 2020 Budget</b>	<b>Expenditures as of 06/30/20</b>	<b>Budget Remaining</b>	<b>Percent of Budget Expended</b>
<b><u>Capital Improvements</u></b>				
Debt Service - WSIA Series 2014-3(2054)	\$ 1,748,359	\$ 1,748,359	\$ -	100.00%
Debt Service - WSIA Series 2014-4(2027)	746,795	746,795	-	100.00%
Debt Service Admin Fees	-	4,240	(4,240)	
<b>Total Capital Improvements</b>	<b>\$ 2,495,154</b>	<b>\$ 2,499,394</b>	<b>\$ (4,240)</b>	<b>100.17%</b>
<b><u>Innovation Campus Support</u></b>				
Innovation Campus Infrastructure	\$ 600,000	\$ -	\$ 600,000	0.00%
Fitness Facility	1,250,000	1,250,000	-	100.00%
<b>Total Innovation Campus Support</b>	<b>\$ 1,850,000</b>	<b>\$ 1,250,000</b>	<b>\$ 600,000</b>	<b>67.57%</b>
<b><u>Reserve</u></b>				
Project Reserve	\$ 381,936	\$ -	\$ 381,936	0.00%
<b>Total Reserve</b>	<b>\$ 381,936</b>	<b>\$ -</b>	<b>\$ 381,936</b>	<b>0.00%</b>
<b>Total Expenditures</b>	<b>\$ 4,727,090</b>	<b>\$ 3,749,394</b>	<b>\$ 977,696</b>	<b>79.32%</b>



**Wichita State University Board of Trustees**  
**City of Wichita/Sedgwick County Mill Levy Financial Plan**

Line			FY 2020	FY 2021	FY 2022	FY 2023	FY 2024	FY 2025	FY 2026	FY 2027	FY 2028	FY 2029	FY 2030
1	<b>Beginning Cash (less amount held by Sedgwick Co.)</b>		\$ 3,705,028	\$ 4,782,394									
	<b>Revenues</b>												
2	Mill Levy		\$ -	\$ 8,408,687	\$ 8,576,861	\$ 8,748,398	\$ 8,923,366	\$ 9,101,833	\$ 9,283,870	\$ 9,469,547	\$ 9,658,938	\$ 9,852,117	\$ 10,049,159
3	Mill Levy Distributed to BOT		5,748,622	-	-	-	-	-	-	-	-	-	-
4	Mill Levy Distributed to Security Bank/Sedgwick County		2,495,188	-	-	-	-	-	-	-	-	-	-
5	Interest		54,083	-	-	-	-	-	-	-	-	-	-
7	Contingent Mill Levy		-	-	-	-	-	-	-	-	-	-	-
8	<b>Total Revenues</b>		\$ 8,297,894	\$ 8,408,687	\$ 8,576,861	\$ 8,748,398	\$ 8,923,366	\$ 9,101,833	\$ 9,283,870	\$ 9,469,547	\$ 9,658,938	\$ 9,852,117	\$ 10,049,159
	<b>Expenditures</b>												
	Capital Improvements												
9	Campus Development		\$ 2,745,848	\$ 2,746,448	\$ 2,828,667	\$ 397,103	\$ 471,430	\$ 549,078	\$ 624,916	\$ 699,219	\$ 784,294	\$ 861,106	\$ 945,828
10	Debt Service - WSIA Series 2014-3		-	-	-	1,748,359	1,748,359	1,748,359	1,748,359	2,063,359	2,495,659	2,499,819	2,497,669
11	Debt Service - WSIA Series 2014-4		-	-	-	750,968	750,068	747,298	747,818	436,380	-	-	-
12	Debt Service Admin Fees		-	-	-	4,240	4,240	4,240	4,240	4,240	2,650	2,650	2,650
13	Building Insurance		16,154	16,500	16,500	16,830	17,167	17,510	17,860	18,217	18,581	18,953	19,332
14	Subtotal Capital Improvements		\$ 2,762,002	\$ 2,762,948	\$ 2,845,167	\$ 2,917,500	\$ 2,991,264	\$ 3,066,485	\$ 3,143,193	\$ 3,221,415	\$ 3,301,184	\$ 3,382,528	\$ 3,465,479
	Student Support & Workforce Development												
15	WSU Tech Support		\$ 800,000	\$ 800,000	\$ 800,000	\$ 800,000	\$ 800,000	\$ 800,000	\$ 800,000	\$ 800,000	\$ 800,000	\$ 800,000	\$ 800,000
16	Undergraduate Support		3,840,492	3,872,260	3,949,705	4,028,699	4,109,273	4,191,458	4,275,287	4,360,793	4,448,009	4,536,969	4,627,708
17	Graduate Support		417,136	425,479	433,989	442,669	451,522	460,552	469,763	479,158	488,741	498,516	508,486
18	Subtotal Student Support & Workforce Development		\$ 5,057,628	\$ 5,097,739	\$ 5,183,694	\$ 5,271,368	\$ 5,360,795	\$ 5,452,010	\$ 5,545,050	\$ 5,639,951	\$ 5,736,750	\$ 5,835,485	\$ 5,936,194
	Economic & Community Development												
19	Interns - City/County		\$ 68,000	\$ 136,000	\$ 136,000	\$ 138,720	\$ 141,494	\$ 144,324	\$ 147,210	\$ 150,154	\$ 153,157	\$ 156,220	\$ 159,344
20	Business & Economic Research		150,000	150,000	150,000	153,000	156,060	159,181	162,365	165,612	168,924	172,302	175,748
21	City Government Services		103,418	100,000	100,000	102,000	104,040	106,121	108,243	110,408	112,616	114,868	117,165
22	County Government Services		98,759	100,000	100,000	102,000	104,040	106,121	108,243	110,408	112,616	114,868	117,165
23	Subtotal Economic & Community Development		\$ 420,177	\$ 486,000	\$ 486,000	\$ 495,720	\$ 505,634	\$ 515,747	\$ 526,061	\$ 536,582	\$ 547,313	\$ 558,258	\$ 569,422
	University Research & Support Services												
24	Organization & Development		\$ 53,202	\$ 57,000	\$ 57,000	\$ 58,710	\$ 60,471	\$ 62,285	\$ 64,154	\$ 66,079	\$ 68,061	\$ 70,103	\$ 72,206
25	Bank Fees		4,884	5,000	5,000	5,100	5,202	5,306	5,412	5,520	5,630	5,743	5,858
26	Subtotal University Research & Support Services		\$ 58,087	\$ 62,000	\$ 62,000	\$ 63,810	\$ 65,673	\$ 67,591	\$ 69,566	\$ 71,599	\$ 73,691	\$ 75,846	\$ 78,064
27	Contingency		\$ -	\$ -	\$ -	\$ -	\$ -	\$ -	\$ -	\$ -	\$ -	\$ -	\$ -
28	<b>Total Expenditures</b>		\$ 8,297,894	\$ 8,408,687	\$ 8,576,861	\$ 8,748,398	\$ 8,923,366	\$ 9,101,833	\$ 9,283,870	\$ 9,469,547	\$ 9,658,938	\$ 9,852,117	\$ 10,049,159
29	<b>Revenues Over/(Under) Expenditures</b>		\$ -	\$ -	\$ -	\$ -	\$ -	\$ -	\$ -	\$ -	\$ -	\$ -	\$ -

**Wichita State University Board of Trustees**  
**Campus Development Fund Financial Plan with Proposed Contribution to Wichita State**

	FY 2020	FY 2021	FY 2022	FY 2023	FY 2024	FY 2025	FY 2026	FY 2027	FY 2028	FY 2029	FY 2030
<b>Revenues</b>											
30 University EEG for WSIA	\$ 2,092,730	\$ 2,340,352	\$ 2,595,463	\$ -	\$ -	\$ -	\$ -	\$ -	\$ -	\$ -	\$ -
31 Campus Development from BOT	2,745,848	2,746,448	2,828,667	397,103	471,430	549,078	624,916	699,219	784,294	861,106	945,828
32 <b>Total Revenues</b>	<b>\$ 4,838,578</b>	<b>\$ 5,086,800</b>	<b>\$ 5,424,130</b>	<b>\$ 397,103</b>	<b>\$ 471,430</b>	<b>\$ 549,078</b>	<b>\$ 624,916</b>	<b>\$ 699,219</b>	<b>\$ 784,294</b>	<b>\$ 861,106</b>	<b>\$ 945,828</b>
<b>Expenditures</b>											
Capital Improvements											
33 Debt Service - WSIA Series 2014-3	\$ 1,748,359	\$ 1,748,359	\$ 1,748,359	\$ -	\$ -	\$ -	\$ -	\$ -	\$ -	\$ -	\$ -
34 Debt Service - WSIA Series 2014-4	746,795	746,878	749,778	-	-	-	-	-	-	-	-
35 Debt Service Admin Fees	4,240	4,240	4,240	-	-	-	-	-	-	-	-
36 Contribution to WSU NIDT Debt Service	-	-	532,000	532,000	532,000	532,000	532,000	532,000	532,000	532,000	532,000
37 Innovation Campus Infrastructure	-	600,000	1,600,000	-	-	-	-	-	-	-	-
38 Fitness Facility - Health & Wellness	1,250,000	2,500,000	-	-	-	-	-	-	-	-	-
39 Subtotal Capital Improvements	\$ 3,749,394	\$ 5,599,477	\$ 4,634,377	\$ 532,000	\$ 532,000	\$ 532,000	\$ 532,000	\$ 532,000	\$ 532,000	\$ 532,000	\$ 532,000
40 Contingency	\$ -	\$ -	\$ -	\$ -	\$ -	\$ -	\$ -	\$ -	\$ -	\$ -	\$ -
41 <b>Total Expenditures</b>	<b>\$ 3,749,394</b>	<b>\$ 5,599,477</b>	<b>\$ 4,634,377</b>	<b>\$ 532,000</b>	<b>\$ 532,000</b>	<b>\$ 532,000</b>	<b>\$ 532,000</b>	<b>\$ 532,000</b>	<b>\$ 532,000</b>	<b>\$ 532,000</b>	<b>\$ 532,000</b>
42 <b>Revenues Over/(Under) Expenditures</b>	<b>\$ 1,089,184</b>	<b>\$ (512,677)</b>	<b>\$ 789,754</b>	<b>\$ (134,897)</b>	<b>\$ (60,570)</b>	<b>\$ 17,078</b>	<b>\$ 92,916</b>	<b>\$ 167,219</b>	<b>\$ 252,294</b>	<b>\$ 329,106</b>	<b>\$ 413,828</b>
43 Less Mill Levy/Interest Distributed to Security Bank/Sedgwick Co	(2,506,971)										
44 Less Debt Payment made by Security Bank	2,495,154										
45 Rounding	(1)										
46 <b>Ending Cash (less amount held by Sedgwick Co.)</b>	<b>\$ 4,782,394</b>										
47 <b>Less cash not available for Campus Development*</b>	<b>(347,400)</b>										
48 <b>Less cash held for cash flow</b>	<b>(2,900,000)</b>										
49 <b>Cash available for Campus Development (cumulative)</b>	<b>\$ 1,534,994</b>	<b>\$ 1,022,317</b>	<b>\$ 1,812,070</b>	<b>\$ 1,677,173</b>	<b>\$ 1,616,603</b>	<b>\$ 1,633,681</b>	<b>\$ 1,726,597</b>	<b>\$ 1,893,816</b>	<b>\$ 2,146,110</b>	<b>\$ 2,475,216</b>	<b>\$ 2,889,044</b>

# FALL 2020 UPDATE: CAMPUS EXPANSION

## BUILDINGS

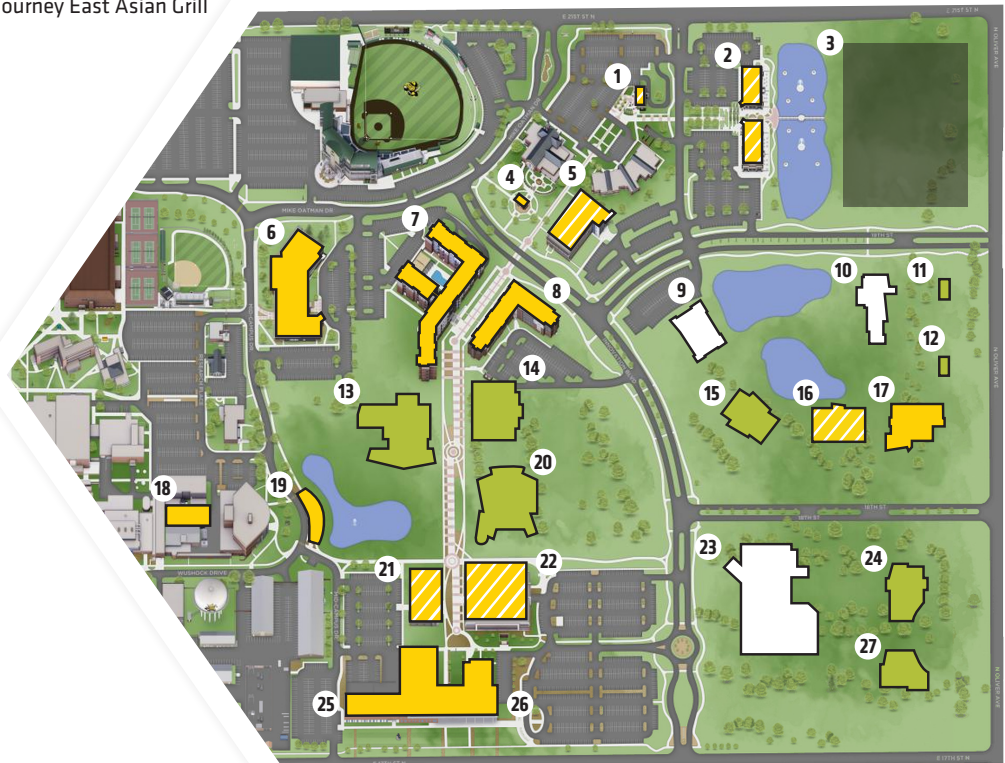
- 1 Starbucks
- 2 Braeburn Square Restaurants & Retail
- 3 Future Retail
- 4 Pizza Hut Museum
- 5 Law Enforcement Training Center (LETC)
- 6 Steve Clark YMCA/Student Wellness Center Wesley Urgent Care Center
- 7 The Flats at WSU
- 8 The Suites at WSU
- 9 Partnership Building 7
- 10 Hyatt Place
- 11 Retail 6
- 12 Retail 7
- 13 Woolsey Hall
- 14 Future Partnership Building
- 15 Future Partnership Building
- 16 Partnership Building 3A
- 17 NIAR AVET
- 18 ATLAS
- 19 Food Truck Plaza
- 20 Student-Community Center
- 21 P2
- 22 Airbus
- 23 NetApp
- 24 Convergence Sciences 2 Building for Digital Transformation
- 25 GoCreate
- 26 John Bardo Center
- 27 Future Partnership Building

## BRAEBURN SQUARE TENANTS

- Starbucks
- Shocker Store
- Meritrust Credit Union
- Fuzzy's Taco Shop
- Journey East Asian Grill

## KEY

» BUILDINGS COMPLETED	» CONSTRUCTION UNDERWAY
» PARTNERSHIP BUILDING COMPLETED	» FUTURE PROJECTS



» WICHITA.EDU/INNOVATIONCAMPUS

TO LEARN ABOUT LOCATING YOUR BUSINESS ON THE **INNOVATION CAMPUS**, OR WORKING WITH WSU RESEARCHERS, CONTACT:

**JOHN TOMBLIN**, VICE PRESIDENT RESEARCH & TECHNOLOGY TRANSFER  
 (316) 978-5234 • JOHN.TOMBLIN@WICHITA.EDU





# FALL 2020 UPDATE: CAMPUS EXPANSION

## OPENING 2020-2021

- ➔ Hyatt Place hotel
- ➔ Partnership Building 3

## OPENING 2022

- ➔ Woosley Hall

## GOCREATE

- ➔ Combines the resources of a manufacturing plant, design studio and garage workshop
- ➔ Open to the public: **GOCREATE.COM**
- ➔ Monthly memberships, with assistance available to students, veterans and others with financial need

## JOHN BARDO CENTER

- ➔ Opened in 2017; home to College of Engineering student labs, NIAR research labs and GoCreate
- ➔ Provides an environment for hands-on learning, creativity and entrepreneurship
- ➔ Building tenants: Dassault Systemes 3D Experience Center, Hexagon Manufacturing Intelligence, Navatek

## AIRBUS

- ➔ Opened in 2017 as first partnership building
- ➔ Engages in aerostructures design and analysis of aircraft primary structure for all major Airbus products
- ➔ Provides opportunities for applied learning

## BRAEBURN SQUARE

- ➔ Located at 21st and Oliver with dining, retail and lodging

## LAW ENFORCEMENT TRAINING CENTER (LETC)

- ➔ Opened in 2018; features training space and classrooms for area law enforcement and WSU's School of Criminal Justice
- ➔ Increases recruits for the criminal justice program and for law enforcement hiring

## PARTNERSHIP 2 (P2)

- ➔ Spirit AeroSystems
- ➔ FirePoint Innovations
- ➔ College of Engineering Administration

## P2 CONTINUED...

- ➔ Engineering Student Success
- ➔ NIAR Advanced Research Lab
- ➔ Machine Learning/Digital Twin labs
- ➔ Textron

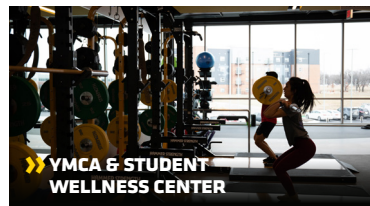

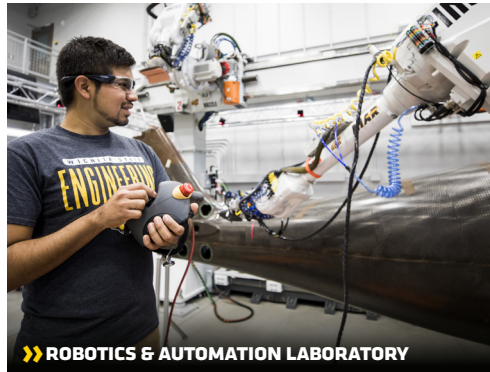
## PARTNERSHIP 3 (P3)

- ➔ Temporary home of NetApp

## ADVANCED VIRTUAL ENGINEERING AND TESTING (AVET)

## STEVE CLARK YMCA AND WSU STUDENT WELLNESS CENTER

ENVISION BEING PART OF A UNIVERSITY WHERE INNOVATION, CREATIVITY, ENTREPRENEURSHIP AND TECHNOLOGY ARE MAKING THE FUTURE.



LEARN ABOUT ALL THE NEW WAYS TO DISCOVER CAMPUS | VISIT [WICHITA.EDU/DISCOVERWSU](http://WICHITA.EDU/DISCOVERWSU).