



“The Doctor”

McNair Scholars Program Wichita State University Division of Student Affairs

webs.wichita.edu/mcnair

June - August, 2005
Vol. 10 No. 4

· PHD · DBA · JD · EdD · MD · DMus · DPH · PsyD ·

10th Annual Closing Symposium

July 29, 2005, marks the day for the **10th Annual Closing Symposium**. During this *Celebration of Excellence*, 14 McNair Scholars: **Elischewah Basting, Christina Bower, VyTara Cross, David Diaz II, Crishel Kline, Thuy-Linh Nguyen, Teketa Paschal, Seth Perkins, Peter Phan, Christa Platt, Angel Rolfe, Kevin Tabron, Carmen Ubom and Sue Webb** and three EPSCoR students: **Stephanie Kirsch, Miriam Savabi and Kovel Walker** will showcase their research findings. **Savabi and Walker** are from Truman State University in Kirksville, Missouri. We welcome them to our campus.

These students have put in 200 plus research hours with a Wichita State faculty person in preparation for the Closing Symposium. The symposium will take place at the **Rhatigan Student Center, Regents Room 203, from 8:30 a.m. - 3:00 p.m.** The participation in scholarly research activities and presenting before family, friends, faculty and administration provides each of these students with an experience that will resonate long after their undergraduate years and help them in preparing for graduate study and the pursuit of a doctoral degree.

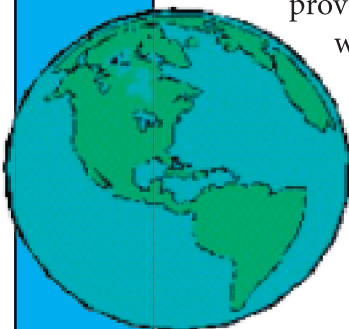
McNair Students Take First and Second



Sue Webb, Kevin Tabron and Elischewah Basting

Wichita State University hosted the **Undergraduate Research and Creative Activity Forum**, April 22, 2005. Many students from various disciplines, English, Psychology and Fine Arts, participated in this activity. Students presented in one of three categories: Oral, Poster or Exhibition/Performance. The top three presenters in each category received awards. **Elischewah Basting, Kevin Tabron and Sue Webb** gave oral presentations with **Basting and Webb** receiving first and second place respectively. This forum was a great opportunity for the three McNair students to sharpen their presentation skills.

A DECADE OF ACHIEVEMENT &
A CELEBRATION OF EXCELLENCE





Grammatically Speaking

Major Components of a Research Paper

1. Introduction:

Answers...

- What is the context of this problem? (Background)
- Why is this research important? (Rationale)
- What is it we don't know? (Problem Statement)
- What steps will the research take to try to fill this gap? (Objectives)
- Is the study limited to a special geographical area or to only certain aspects of the situation? (Scope)

2. Methodology:

Answers...

- How was the data collected or generated?
- How was it analyzed?
- Why was a particular method or procedure chosen?

3. Results:

Includes...

- **Statement of Results:** Results are presented in a format that is accessible to the reader (graphs, tables, diagrams, or written text).
- **Explanatory Text:** All graphs, tables, diagrams and figures should be accompanied by text that guides the reader's attention to significant results. The text simplifies results, and highlights significant trends or relationships.

4. Discussion:

Includes...

- **Explanation of Results:** Comments upon whether or not the results were expected and presents explanation for unexpected/unsatisfactory results.
- **References to Previous Research:** Comparison of results with those reported in literature
- **Deduction:** A claim for how the results can be applied more generally.
- **Hypothesis:** A more general claim or possible conclusion arising from the results.

5. Conclusion:

Summarizes...

- What was learned?
- What remains to be learned? (Directions for Future Research)
- The shortcomings of what was done. (Evaluation)
- The benefits, advantages, applications, etc. of the research.
- Recommendations.

The above outline was excerpted from the Writing Up Research Website. For more detailed information about each research component, be sure to visit the Writing Up Research Website at <http://www.languages.ait.ac.th/EL21OPEN.HTML>

~Emily Christinat
Writing Tutor

“Success seems to be connected with action. Successful men keep moving. They make mistakes, but they don't quit.”
~Conrad Hilton

HAPPY BIRTHDAY!

The staff would like to wish a **Happy Birthday** to those celebrating summer birthdays!

June

- Emily Christinat - 6
- Seth Perkins - 12
- Norma Campos - 16
- Shukura Bakari-Cozart - 19

July

- LaWanda Holt-Fields - 2
- Stephanie Kirsch - 11

August

- Carmen Ubom - 28



McNair Reunion


Join us after the symposium at
“On the Border Café and Restaurant”




Summer Research Seminar Series



Dr. Marlene Schommer-Aikins, Professor in the Counseling, Educational and School Psychology (CESP) Program, will lead a seminar to acquaint McNair students with research concepts, which include sampling, methodology and research design. This will aid students in writing their research proposals, and is a requirement for any students who wish to conduct research through the Program. This is the sixth year **Schommer-Aikins** has worked with the Program. The seminar will be held three days during the week of **June 6 - 10, 2005**, from 1:00 - 3:00 p.m. in room 327, Hubbard Hall. Students will receive six hours toward their research upon the conclusion of the 3-day seminar. Space is limited to 10 students. Contact the McNair office for more information.

Graduation  
 The McNair Scholars Program would like to give a heart-felt
CONGRATULATIONS
 to our graduates. May they soar in their endeavors as they pursue their graduate education.
 The 2004 - 2005 Graduates Are...

Moniqueka Adams
Elischewah Basting 
Martecia Belk
Catherine Browning

David Diaz II
Dorine Douglas-Bey 
Christa Platt
Angel Rolfe

Kevin Tabron 
Carmen Ubom
Sue Webb

Past Participants:
Nicole Burdette 
Dorion Moore
Lisbet Perez
Errick Robles 

Events to Come

JUNE

- 3 **Student Group Meeting**
2 - 3 p.m., Room 206, HC
Jan Petersen, Research Assistant
"Writing and Editing"
Abstract Rough Draft Due
- 6 **Summer Classes Begin**
- 6 - 10 **Summer Research Seminar Series**
1 - 3 p.m.
Dr. Marlene Schommer-Aikins,
CESP, Room 327, HH
- 17 **Final Abstracts Due**
- 24 **Summary Rough Draft Due**
- 25 - 26 **GRE Test Preparation Workshop**
8:00 a.m. - 5:00 p.m.,
Test Masters, Room 106, DV

JULY

-
- 4 **Independence Day - No Classes**
 - 8 **Student Group Meeting**
2 - 3 p.m., Room 206, HC
LaWanda Holt-Fields, McNair Director
"Presentation Skills"
 - Research Assembly Meeting**
3 - 4 p.m., Room 206, HC
 - Final Summary Due**
 - 13 - 20 **Mock Presentations**
 - 15 **Final Paper Due for Publication Consideration**
 - 22 **Poster Board Presentations Due for Approval**
 - 29 **10th Annual Closing Symposium**
Rhatigan Student Center, Room 203
8 a.m. - 3 p.m.

AUGUST

-
- 5 **All Research Paperwork is Due**
(i.e. Abstract, Summary, Hours (200+),
Final Paper, Signature Cover Page from
Research Mentor)
 - 15 **McNair Student Orientation**
1 - 5 p.m., Room 106 DV
 - 18 **First Day of Classes**



McNair Scholars Program

Research Timeline

Literature review	January 31, 2005	LaWanda Holt-Fields
Literature Review II	February 28, 2005	LaWanda Holt-Fields
Research Assembly Meeting	March 4, 2005	LaWanda Holt-Fields
Student Group Meeting	June 3, 2005	Shukura Bakari-Cozart
Abstract Rough Draft	June 3, 2005	Jan Petersen
Research Seminar Series	June 6-10, 2005	Dr. Schommer-Aikins
Final Abstract	June 17, 2005	Jan Petersen
Summary Rough Draft	June 24, 2005	Jan Petersen
GRE Prep Course	June 25 & 26, 2005	Test Masters
Student Group Meeting	July 8, 2005	Shukura Bakari-Cozart
Research Assembly Meeting	July 8, 2005	LaWanda Holt-Fields
Final Summary	July 8, 2005	Jan Petersen
Mock Presentations	July 13 -20, 2005	Shukura Bakari-Cozart
Final Paper Rough Draft	July 15, 2005	Jan Petersen
Symposium	July 29, 2005	RSC 8 - 3 pm
Final Manuscript	August 5, 2005	LaWanda Holt-Fields
All Research Hours	August 5, 2005	Sheri Daniel
Checks Distributed	August 15, 2005	Sheri Daniel

Some of these are subject to change per conversation with Jan Petersen

Preparing Presentations for the Symposium

McNair students, as you make those final preparations for presenting your research at the symposium, one word of advice: practice, practice, practice and practice some more. Remember, your presentation should be 10-minutes in length with an additional 5-minutes for questions. The following is a list of items to consider as you prepare your presentation.

Sound:	How soft or loud are you speaking? Will the audience be able to hear you?
Diction:	How clear are you speaking? Are you pronouncing words correctly?
Speed:	Are you speaking too fast or too slow?
Use of Presentation Tools:	How well do you know your PowerPoint presentation, or how to use a laser pointer? Are you using note cards?
Knowledge of Topic:	How well do you know your topic and the information you have about your topic?
Eye Contact:	Are you connecting with the audience? Does it appear that you are reading either your PowerPoint verbatim, or reading your paper? You should not be!
Time Management:	Is your presentation too short or too long? Time yourself.
Enthusiasm (passion/confidence)	Are you passionate about your research? Do you have confidence in your topic? Your skills?
Closing:	How strong is your closing?
Other Things to Watch for:	Saying “ah”, “uhm”, “so”, “you know” and “like.” Watch for fidgeting with hair, clothing, presentations props or tools.

There will be Mock Presentations held July 13 - 20 in order to “fine tune” presentation and your presenting skills. They are mandatory. See Shukura Bakari-Cozart to schedule times.

Things to Consider When Creating A PowerPoint Presentation

Before creating a PowerPoint presentation, keep in mind the format that will best aid in presenting research findings and conclusions. The following are items to think about when creating a slide show.

- Consider how the overall appearance of the slide show will look in terms of color, font choice and graphics.
- When using color text, make sure that the color can be seen clearly.
- Font color should contrast with background color.
- Font size should be no smaller than 32 point and the font style should stay consistent throughout the slide show.
- Each slide should contain main points, not the entire research paper. You should be able to elaborate on each point during your presentation.
- Make limited use of clip art, unless it is specifically related to the topic.
- Make graphs clear and easy to read.
- Check for grammar and spelling.



**To bring three (3) forms of back-up to the symposium:
CD, floppy disk, & overheads of your
PowerPoint Presentation**

Grammatically Speaking
Summer Research Seminar Series
Research Timeline
Preparing for the Symposium
Events to Come

— Chinese proverb

“The gem cannot be polished without friction, nor man perfected without trials.”



Ronald E. McNair

McNair Facts *Did You Know?*

In 1978, Ronald E. McNair was one of thirty-five applicants selected for the astronaut program from a pool of ten thousand. He was also nationally recognized for his work in field of laser physics.