



WICHITA STATE  
UNIVERSITY

**ANNUAL OPERATING BUDGET  
FOR FISCAL YEAR 2025**

**Statement of  
Resources and  
Expenditures for  
Fiscal Year 2025**

**WICHITA STATE UNIVERSITY  
FISCAL YEAR 2025 ANNUAL OPERATING BUDGET**

**PROGRAM INDEX**

	<u>Page</u>		<u>Page</u>
<b><u>Introduction</u></b>		<b>College of Engineering (cont.)</b>	
Program Index	I	Biomedical Engineering	81
Executive Summary	VI	Aerospace Engineering Program Fee	83
		Industrial Engineering Program Fee	84
FY 2025 Graph Presentations	1	Mechanical Engineering Program Fee	85
FY 2025 Budget Narrative Information and Schedules	5	Engineering Technology	86
		Engineering Technology Support	88
<b><u>Tables of Information</u></b>		Biomedical Engineering Program Fee	89
Table I Summary of Expenditures	10	Engineering Technology Program Fee	90
Table II Summary of Operating Budget by Program	11	Engineering Flight Structures Lab	91
Table III Budget Comparison by Program	13	Engr-Indus Prod Ener Eff Lab (IPEEL)	92
Table IV Summary of Budgeted Positions by Program	14	Biomaterials and Bioengineering Lab	93
Table V Adopted Budget by Division, and College/Dept.	16	Advanced Manufacturing Processes Lab	94
Table VI Leaves of Absence, FY 2025	18	Systems, Energy and Analytics Lab	95
Table VII Changes in Academic Rank, FY 2025	20	School of Computing	96
Table VIII Faculty Awards, FY 2025	21	Bloomfield Innovation Distinguished Professor - OOE	100
Table IX Non-Tenure Promotions, FY 2025	22	Center for Energy Studies	101
		Electrical and Computer Engineering Program Fee	102
<b><u>INSTRUCTION - 42000</u></b>		School of Computing Program Fee	104
<b><u>General Academic Instruction</u></b>		College of Engineering Summary	105
<b>W. Frank Barton School of Business</b>		<b>College of Fine Arts</b>	
School of Accountancy	25	Opera	108
Economics	27	Musical Theatre	109
Barton School Graduate Programs	29	University Theatre	110
Marketing	31	Dance Program	111
Management	33	Fine Arts Instructional	112
Finance, Real Estate and Decision Sciences	35	Art, Design and Creative Industries	113
Barton School Operations	38	School of Music	116
Executive Master in Business Administration	39	School of Digital Arts	120
Barton School Faculty Development	40	School of Performing Arts	122
Institute for Study of Economic Growth	41	Fine Arts Lecturers	125
Barton School Undergrad Recruiting	42	Fine Arts Instructional Fees	126
Business Operations and Analytics Lab	43	Fine Arts Festivals	127
Barton School of Business Summary	44	Kodaly Program	129
		College of Fine Arts Summary	130
<b>College of Applied Studies</b>		<b>College of Health Professions</b>	
School of Education	46	Communication Sciences and Disorders	132
Applied Studies Contingency	49	Nursing Initiative - Salaries and Supplies	135
Human Performance Studies	50	Accelerated Nursing Program	136
CASA	52	Nursing - Family Nurse Practitioner	138
ISLE	54	School of Nursing	139
Human Performance Studies Equipment	57	Dental Hygiene	143
Sport Management	58	Health Professions Online Fee	145
Teacher Apprenticeship Program (TAP)	60	Medical Laboratory Sciences	146
WSU Esports Varsity	61	Public Health Sciences	148
NISS ISLE	63	Physical Therapy	151
TALS	64	Advanced Education in General Dentistry	154
College of Applied Studies Summary	66	Physician Assistant Program	157
		Health Professions Instructional Fees	159
<b>College of Engineering</b>		K-State Nursing Partnership	161
Boeing Distinguished Professorship-OOE	68	College of Health Professions Summary	163
Aerospace Engineering	69		
Electrical and Computer Engineering	71	<b>College of Liberal Arts and Sciences</b>	
Engineering Capital Equipment	74	Biological Sciences	165
Industrial and Manufacturing Engineering	75	Chemistry	168
Mechanical Engineering	77	English	170
Engineering Program Fee	80		

**WICHITA STATE UNIVERSITY  
FISCAL YEAR 2025 ANNUAL OPERATING BUDGET**

**PROGRAM INDEX**

	<u>Page</u>		<u>Page</u>
<b>College of Liberal Arts and Sciences (cont.)</b>		<b><u>Summer Session (cont.)</u></b>	
Geology	173	Summer Incentive	257
Elliott School of Communication	175	Summer Session Summary	258
History	178		
Mathematics and Statistics	180	<b>Instruction Program Summary - 42000</b>	259
Physics	184		
Political Science	186	<b>RESEARCH - 45000</b>	
Psychology	188	<b><u>Institutes and Research Centers</u></b>	
Philosophy	190	NIAR - Special Programs	261
Sociology	192	Aviation Research Initiative	262
Modern and Classical Languages and Literatures	194	NIAR - Environmental Test Lab	262
School of Criminal Justice	196	NIAR - Calibration and Quality Lab	266
Women's Studies and Religion	198	NIAR - Composites and Structures	268
Anthropology	200	NIAR - CAD/CAM	276
Social Science Research Laboratory	202	NIAR - Information Technology Center	280
School of Social Work	204	NIAR - Crash Dynamics	282
English Writing Laboratory	206	NIAR - Management Fund	284
Language Laboratory	207	NIAR - Full Scale Structural Test	285
Mathematics Laboratory	208	NIAR - Additive Manufacturing	289
Physics Help Lab	209	NIAR - Advanced Virtual Engineering	291
Hugo Wall School of Public Affairs	210	NIAR - Walter H Beech Wind Tunnel	294
Liberal Arts and Sciences Lecturers	212	NIAR - eXtended Reality Lab	296
LAS Course Fee	213	NIAR - Adv Machining and Prototyping	298
Intensive English Language Center	214	NIAR - Adv Tech Lab - Aerospace Systems	302
Biology - Field Station Management	216	NIAR - Maintenance Repair & Overhaul	307
Mini MPA	217	Molecular Diagnostic Lab	331
College of Liberal Arts and Sciences Summary	218	Engineering Design and Mod Team	333
		NIAR - Robotics and Automation Lab	335
<b>Miscellaneous Instruction</b>		NIAR - Emerging Technologies Lab	338
Faculty of Distinction Matching Fund	221	Aviation Infrastructure - NCAT	340
Graduate Assistants - Instruction	222	NIAR - CMH17 Training Program	341
Grad School - Graduate Assistant Salaries	223	Human Subjects/IRB	342
Supplemental Instruction	224	Industry and Defense Compliance Office	343
Academic Affairs Contingency	225	Industry and Defense Administration	344
Cohen Honors College	226	Industry and Defense IDC Recovery	347
Academic Affairs Instruction	228	Industry and Defense Communications	348
Career Development	229	Center for Strategic Initiatives	350
WSU West	231	Innovation Campus	352
WSU Old Town	233	Ennovar - Solution Ref Arch Services	353
WSU Haysville	235	GoCreate Maker Space	355
McConnell	236	Industry Community Development	357
Innovation and Design	237	Shocker Career Accelerator	359
Career Development Center - Career Events	239	Community Engagement Institute	361
Office of Adult Learning	240	Center for Innovation and Enterprise Engineering	367
Online Education	242	Human Performance Laboratory	368
Market Based Tuition	244	CSFRG - Cyber Security & Forensics	369
Badges Tuition	245	Indus & Mfg Engineering-Machine Shop	371
National Student Exchange	246	Mech and Dynamics Lab (MaDLab)	372
Miscellaneous Instruction Summary	247	Information Systems Lab (ISL)	374
		NIAR - Reverse Engineering	375
<b><u>Summer Session</u></b>		Digital Transformation NIAR WERX MRO	377
Summer Program in Mexico	250	FirePoint Innovations	378
Barton School of Business Summer Session	251	NIAR - Sustainment	379
Applied Studies Summer Session	252	High Performance Computing Center	383
Engineering Summer Session	253	Microbiology Core Laboratory	384
Fine Arts Summer Session	254	Smart Manufacturing Training Lab	385
Health Professions Summer Session	255	Midwest Criminal Justice Institute	387
Liberal Arts and Sciences Summer Session	256	WMREF/K_INBRE BIOL	389

**WICHITA STATE UNIVERSITY  
FISCAL YEAR 2025 ANNUAL OPERATING BUDGET**

**PROGRAM INDEX**

<u>Page</u>	<u>Page</u>	
<b><u>Institutes and Research Centers (cont.)</u></b>	<b><u>ACADEMIC SUPPORT - 43000</u></b>	
Industry and Defense Research Office	390	
Industry and Defense Strategy Office	392	
NIAR - Program Management Office	394	
Innovation Hub	396	
Digital Research Transformation Hub	397	
	<b><u>Libraries</u></b>	
	Library	479
	Library - Dean's Office	483
	Library - Training	485
	Library - Access Services	486
	Library - Information Resources	487
<b><u>Individual or Project Research</u></b>	<b><u>Museums and Galleries</u></b>	
Graduate Assistants - Research	399	
Center for Economic Dev and Business Research	400	
Energy Study Program	402	
Applied Learning Program	403	
Honors College Undergraduate Research	404	
AERI - Applied Engineering Research Institute	405	
Div of Research Administration	406	
	Holmes Museum of Anthropology	488
	Ulrich Museum of Art	490
<b>Research Program Summary - 45000</b>	428	
	<b><u>Media Services</u></b>	
<b><u>PUBLIC SERVICE - 46000</u></b>		
<b><u>Community Services</u></b>		
Public Policy and Management Center	430	
Fairmount Center for Science and Math Education	433	
The Research Partnership	435	
Small Business Development Center	437	
Environmental Finance Center	438	
Waterloo Research Station	440	
Biological Sciences Vivarium	441	
Kansas Public Finance Center	442	
Studies in Med Ren Teaching	443	
	MRC - Telecourse Services	492
	Media Resources Administrative Services	493
	MRC - Instructional Design and Technology	495
	MRC - Campus Media Services	497
	MRC - Engineering Services	499
	MRC - Video Services	500
	MRC - Accessibility	502
	MRC - Web Services	504
	Sunflower	506
	Sunflower Equipment Reserve	507
<b><u>Public Broadcasting</u></b>		
KMUW	444	
MRC - Cable Television	447	
<b><u>Community Education</u></b>		
Center for Economic Education	448	
Center for Entrepreneurship	449	
Center for Real Estate	451	
Academic Outreach Credit Courses	452	
Kansas Council on Economic Education	454	
Center for Physical Activity and Aging	456	
Organ Series	457	
Regional Institute on Aging	458	
Psychology Clinic	459	
Barton School Accounting and Auditing Conference	460	
Center for Management Development	461	
Fine Arts Institute	463	
Conference Support	464	
University Conferences and Non-Credit Programs	465	
Community Education	467	
Hughes Metropolitan Complex	468	
Workforce Development	470	
Training and Technology Team-T3 Lab	472	
Strategic Enrollment Management	474	
University Event Management Services	475	
<b>Public Service Program Summary - 46000</b>	477	
	<b><u>Computing Support</u></b>	
	Information Technology Services	508
	Information Security	510
	ITS Operational Facilities	512
	ITS Networking	514
	ITS Project Management	516
	ITS Applications Development	517
	ITS Client Services	519
	ITS Server Infrastructure	522
	Campus Technology Fee	524
	Talent Management System	525
	NISS Student Digital Toolbox	527
	<b><u>Ancillary Support</u></b>	
	Regents Press of Kansas	528
	Performance Facilities	529
	<b><u>Academic Administration</u></b>	
	Office for Student Success	531
	CFA Advising Center	533
	Recruitment - Academic Affairs	535
	Barton School Dean's Office	536
	Barton School Student Success Center	538
	Applied Studies Dean's Office	540
	Engineering Dean's Office	542
	Fine Arts Dean's Office	544
	Liberal Arts and Sciences Dean's Office	546
	Office of Planning and Analysis	548
	OPA Technology Org	550
	Academic Programs	551
	Health Professions Dean's Office	552
	Graduate School Dean's Office	555
	Assessment	557

**WICHITA STATE UNIVERSITY  
FISCAL YEAR 2025 ANNUAL OPERATING BUDGET**

**PROGRAM INDEX**

	<u>Page</u>		<u>Page</u>
<b><u>Academic Administration (cont.)</u></b>		<b><u>Counseling and Career Guidance (cont.)</u></b>	
Office of Research and Technology Transfer	558	NISS Counseling Mental Wellness	633
University Support - Research and Tech Transfer	560		
Tech Transfer and Commercialization	561	<b><u>Financial Aid Administration</u></b>	
ORTT Pre-Award	563	Business Partnerships, Applied Learning and Workforce	634
NISS AVP of Student Success and Persistence	565	Office of Financial Aid	635
NISS Office of Student Success	566	Federal Work Study Program Administration	638
Hispanic Serving Initiatives	567	Federal Work Study Program	639
NISS Academic Affairs Initiatives	568	Apprent-ICT	640
Faculty Athletic Representative	569	NISS Office of Financial Aid	641
<b>Academic Support Program Summary - 43000</b>	<b>570</b>	<b><u>Intercollegiate Athletics</u></b>	
		Intercollegiate Athletics	642
<b><u>STUDENT SERVICES - 44000</u></b>		<b><u>Student Recruitment, Admissions and Records</u></b>	
<b><u>Student Services Administration</u></b>		Undergraduate Admissions	645
Liberal Arts and Sciences Advising Center	572	Registrar's Office	649
		SA Assessment and Retention	652
<b><u>Social and Cultural Development</u></b>		University Marketing	654
WSU TRIO Programs Support	574	One Stop Student Services	655
Office of Student Accommodations and Testing	576	International Education - Agency Service Fees	657
Student Engagement, Advocacy and Leadership	578	Shocker Pathways	658
International Education	582	Marketing, Advertising and Promo	659
International Exchanges	585	SA Marketing and Communication	660
EOF - Graduate Student Scholarships	586	SA Student Outreach Services	662
EOF - HALA Scholarship Award	587	NISS OneStop Student Services	664
EOF - Multicultural Student Mentoring Program	588		
EOF - Cultural Ambassador Program	589	<b>Student Services Program Summary - 44000</b>	<b>665</b>
EOF - Disability Support Services	590		
Baja Team (SAE) - Engineering	591	<b><u>INSTITUTIONAL SUPPORT - 41000</u></b>	
Formula Team - Engineering	592	<b><u>Executive Management</u></b>	
Student Government Association	593	President's Office	667
Music Collective	595	Vice President for Finance and Administration	669
Concert	596	Office of Academic Affairs	671
Debate	597	Faculty Senate	673
Athletic Bands	598	University Staff Senate	674
Campus Recreation Sports Clubs	599	General Counsel	675
Unallocated Student Fees and Transfers	600	Internal Audit	677
Model United Nations	601	Community Engagement	678
Child Development Center	602	Academic Affairs D, E, & I	679
WSU Crew	604	VP Student Affairs	680
HOPE Services	606	Office of Civil Rights, Title IX and ADA	682
Student Conduct and Community Standards	608	WSU Tech	684
Campus Recreation	610	Office of Data Governance	685
Health and Wellness	612	Wichita State Connect	686
Campus Recreation Capital Equipment	613		
Fine Arts Programming	614	<b><u>Fiscal Operations</u></b>	
SGA Scholarships	615	Shocker ID Card System	688
EOF - Study Abroad Scholarships	616	Financial Operations	689
Student Health Services	617	27th Payroll Period	693
Military and Veteran Student Center	620	Technology Projects and Fees	694
Student Affairs Staff Engagement	622	General Fees	695
Tilford Commission	624	Sponsored Research Accounting	696
ROTC	625	Contingency	698
Military and Vet Programs	627	Perkins Institutional Share	699
WeSupportU	628		
		<b><u>General Administration</u></b>	
<b><u>Counseling and Career Guidance</u></b>		Office of Human Resources	700
Counseling Services	629		
Testing Services	631		

**WICHITA STATE UNIVERSITY  
FISCAL YEAR 2025 ANNUAL OPERATING BUDGET**

**PROGRAM INDEX**

	<u>Page</u>		<u>Page</u>
<b><u>General Administration (cont.)</u></b>		<b><u>Special Projects (cont.)</u></b>	
Minority Faculty and Staff Association	703	Facility Rental	775
Staff Training and Development	704	Health Sciences Complex	776
Office of Purchasing	705		
HR - Background Checks	707	<b>Physical Plant Program Summary - 96000</b>	<b>777</b>
Shuttle Bus	708		
General Expense	709	<b>SCHOLARSHIPS AND FELLOWSHIPS - 47000</b>	
Telecommunication Services	710	<b><u>Scholarships</u></b>	
Postal Services	711	EOF - Non-Traditional Student Scholarship	779
Environmental Health and Safety	713	EOF- Student Grants	780
Animal Safety	715	Graduate Teaching Assistant Tuition Fellowships	781
Industry and Defense Human Resources	716	Scholarships	782
		Employee Dependent Scholarships	783
<b><u>Public Relations and Development</u></b>		Pell Grants	784
Alumni	718	Scholarships - Academic Affairs	785
Strategic Communications	719		
Commencement	722	<b><u>Supplemental Opportunity Grants</u></b>	
Badge/Life Long Learning	723	SEOG Grants	786
		Perkins Loan Fund	787
<b>Institutional Support Program Summary - 41000</b>	<b>724</b>		
		<b>Scholarships Program Summary - 47000</b>	<b>788</b>
<b>PHYSICAL PLANT OPERATIONS - 96000</b>			
<b><u>Physical Plant Administration</u></b>		<b>DEBT SERVICE-ACADEMIC BUILDINGS - 98000</b>	
Facilities Services Director's Office	726	Woolsey Hall Debt Service	790
Facilities Planning	728	KDFA Series 2020P	791
		KDFA Series 2021L	792
<b><u>General Maintenance</u></b>		Clinton Hall Debt Service	793
Mechanical Maintenance	730	NIRDT Debt Service	794
Locksmith Shop	732	Clinton Hall Project (Series 2022G)	795
Plumbing Shop	734	University Stadium	796
Electrical Shop	735		
HVAC Shop	738	<b>Debt Service Program Summary - 98000</b>	<b>797</b>
Building Automation System	740		
Elevator Service	742	<b>AUXILIARY ENTERPRISES - 48000</b>	
Landscape and Ground Maintenance	743	Housing and Residence Life	799
Custodial Maintenance	746	Parking System Revenue Fund	803
KS Deferred Maintenance Org	751	Parking System Maintenance and Construction	805
Carpentry/Paint Shop	752	WSU Parking Garage 2016J Bond	806
Athletic Maintenance	754	Student Affairs Administration	807
Building Maintenance	755		
		<b>Auxiliary Enterprises Program Summary - 48000</b>	<b>809</b>
<b><u>Utilities</u></b>		<b>SERVICE CLEARING - 97000</b>	
Central Energy Plant	757	Automobile Clearing	811
Physical Plant Utilities	759	Postal Clearing	812
Other Fuels	760	Physical Plant Stores Clearing	813
Utility Contingency	761	Telecommunications Clearing	814
Gasoline	762	Shocker Printing Solutions Clearing	816
Refuse Service	763		
Hazardous Waste Disposal	764	<b>Service Clearing Program Summary - 97000</b>	<b>818</b>
<b><u>Security</u></b>		<b>GENERAL USE (GU) CAPITAL IMPROVEMENTS - 99000</b>	
WSU Police Department	765	Marcus Welcome Center Expansion	820
		KBOR Capital Renewal	821
<b><u>Special Projects</u></b>		Rehabilitation and Repair Proj FD8001	822
Auto Service	769		
213 Mead	771	<b>Capital Improvements Program Summary - 99000</b>	<b>823</b>
LETC Utilities & Maintenance	772		
Campus Service	773		

## Executive Summary

The fiscal year (FY) 2025 Annual Operating Budget contains plans for the allocation of funds in accordance with the Strategic Plan for the fiscal year beginning July 1, 2024. As part of the resource planning process, this document outlines planned operating expenditures by fund for each college and department, structured by program.

Each year the budget is designed with the university's Vision, Mission, and Strategic Plan serving as the key principles, and guiding development of the annual operating plan. Resources for the operating budget of \$794.3 million are generated from General and Restricted Use funding. Of the \$239.7 million in General Use (GU) funding, \$140.4 million is appropriated from the State General Fund (SGF) and \$99.3 million is from the General Fees Fund (tuition).

### Vision

*The vision of Wichita State University is to be one of the nation's most innovative public research universities, known for providing impactful student experiences and driving prosperity for the people and communities we serve.*

### Mission

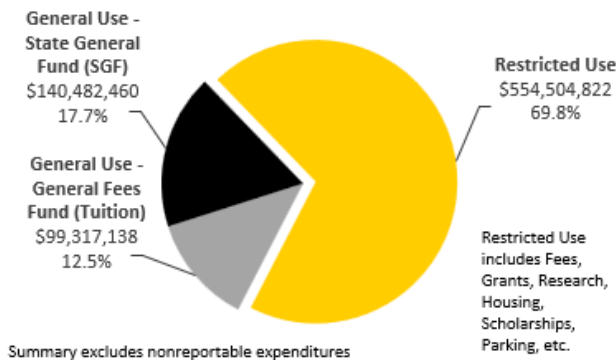
*The mission of Wichita State University is to be an essential educational, cultural and economic driver for Kansas and the greater public good.*

The state also appropriated funding to the Kansas Board of Regents to address one-time demolition, capital renewal, and information technology needs. Because the specific allocations to the university are not yet known, they are excluded from this budget document.

Overall, the operating budget continues to experience growth, which is predominantly driven by Restricted Use (RU) funding. In the FY 2025 budget, RU funds now represent 69.8% of the budget, while in FY 2018 they represented 50.7%.

Over the past seven years, the adopted operating budget has increased from \$315.2 million to \$794.3 million. When viewed by program, the growth has primarily occurred within the research related services of the university, which currently comprises almost 60% of the university budget.

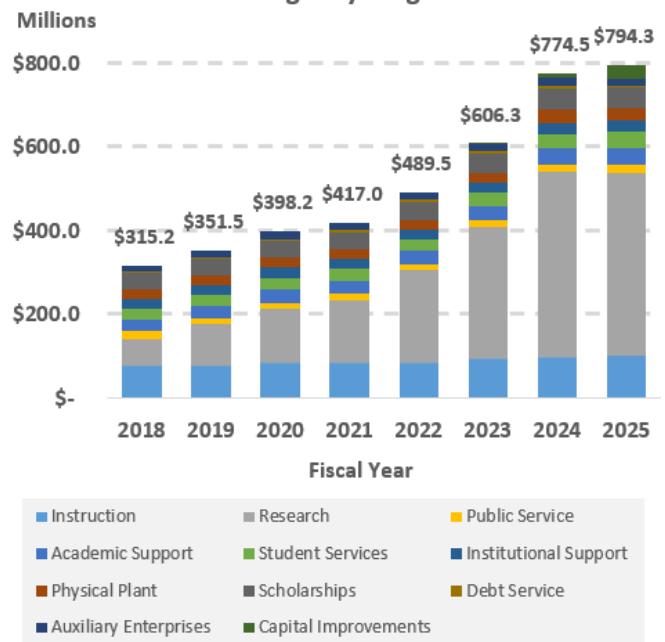
**FY 2025 Operating Budget**  
**\$794.3 Million**



In comparison to the previous year, General Use revenue is budgeted to increase by \$26.8 million. The key changes include:

- **State General Fund**
  - \$344,723 – fringe benefit increases
  - \$1,687,000 – state pay plan (2.5% compensation pool)
  - \$1,500,000 – student success (NISS)
  - \$487,317 – need based student financial aid
  - \$5,000,000 – student affordability, retention & workforce development
  - \$20,500,000 – Health Sciences Complex
- **Tuition**
  - \$3,705,000 – 3.9% tuition rate increase
  - \$3,075,685 – budget reductions and reallocations

**Budget by Program**





# Executive Summary

## FY 2025 Operating Budget Summary

	General Use			Restricted Use		All Funds Total
	SGF	Tuition	Subtotal	Subtotal		
<b>Revenue by Category</b>						
Tuition and Fees	\$ -	\$ 98,486,299	\$ 98,486,299	\$ 49,495,048	\$ 147,981,347	
State Appropriations	140,482,460	-	140,482,460	5,500,000	145,982,460	
Federal Contracts and Grants	-	-	-	234,275,222	234,275,222	
State Grants and Contracts	-	-	-	14,749,980	14,749,980	
Private Gifts, Grants, Contracts	-	-	-	22,050,610	22,050,610	
Sales and Serv of Ed Activities	-	-	-	202,745,177	202,745,177	
Sales and Serv of Auxiliary Enterp.	-	-	-	18,382,582	18,382,582	
Other Sources	-	830,839	830,839	7,306,204	8,137,043	
<b>Total Revenue</b>	<b>\$ 140,482,460</b>	<b>\$ 99,317,138</b>	<b>\$ 239,799,598</b>	<b>\$ 554,504,822</b>	<b>\$ 794,304,420</b>	
<b>Expenditures by Category</b>						
Salaries & Wages	\$ 80,285,212	\$ 50,283,435	\$ 130,568,647	\$ 167,670,155	\$ 298,238,802	
Contractual Services	34,573,632	30,350,378	64,924,010	221,241,401	286,165,411	
Commodities	2,350	1,532,333	1,534,683	25,491,570	27,026,252	
Capital Outlay	20,787,609	4,001,142	24,788,751	52,234,280	77,023,030	
Debt Service	-	510,988	510,988	9,173,189	9,684,177	
Grants Claims and Shared Rev.	4,833,657	12,638,862	17,472,519	78,694,229	96,166,748	
<b>Total Expenditures</b>	<b>\$ 140,482,460</b>	<b>\$ 99,317,138</b>	<b>\$ 239,799,598</b>	<b>\$ 554,504,822</b>	<b>\$ 794,304,420</b>	
<b>Expenditures by Program</b>						
Instruction	\$ 31,281,241	\$ 33,962,618	\$ 65,243,859	\$ 34,809,333	\$ 100,053,192	
Academic Support	18,177,235	14,224,803	32,402,038	7,440,832	39,842,870	
Student Services	12,328,286	8,750,225	21,078,511	15,689,558	36,768,069	
Institutional Support	9,589,678	13,512,153	23,101,831	4,952,358	28,054,189	
Physical Plant	13,815,388	12,567,300	26,382,688	2,241,142	28,623,830	
Research	29,262,828	303,648	29,566,476	405,669,394	435,235,870	
Public Service	689,570	584,449	1,274,019	20,693,788	21,967,807	
Scholarships/Fellowships	4,733,657	11,936,412	16,670,069	32,971,259	49,641,328	
Debt Service - Academic Buildings	-	510,988	510,988	2,991,919	3,502,907	
Auxiliary Enterprises	81,593	782	82,375	17,790,715	17,873,090	
Capital Improvements Cash Funded	20,522,984	2,963,759	23,486,743	9,254,525	32,741,268	
<b>Total Expenditures</b>	<b>\$ 140,482,460</b>	<b>\$ 99,317,138</b>	<b>\$ 239,799,598</b>	<b>\$ 554,504,822</b>	<b>\$ 794,304,420</b>	
<b>FTEs by Program</b>						
Instruction	288.66	246.93	535.60	236.43	772.03	
Academic Support	180.07	51.40	231.47	52.70	284.16	
Student Services	96.44	72.45	168.90	103.18	272.08	
Institutional Support	87.27	48.51	135.77	20.59	156.35	
Physical Plant	210.50	3.50	214.00	0.67	214.67	
Research	1.00	3.83	4.83	905.15	909.98	
Public Service	6.33	5.94	12.27	232.76	245.03	
Service Clearing	-	-	-	15.00	15.00	
Debt Service - Academic Buildings	-	-	-	-	-	
Auxiliary Enterprises	1.00	-	1.00	51.73	52.73	
Capital Improvements Cash Funded	1.00	-	1.00	-	1.00	
<b>Total FTEs</b>	<b>872.27</b>	<b>432.56</b>	<b>1,304.83</b>	<b>1,618.22</b>	<b>2,923.05</b>	



# Executive Summary

## General Use Budget

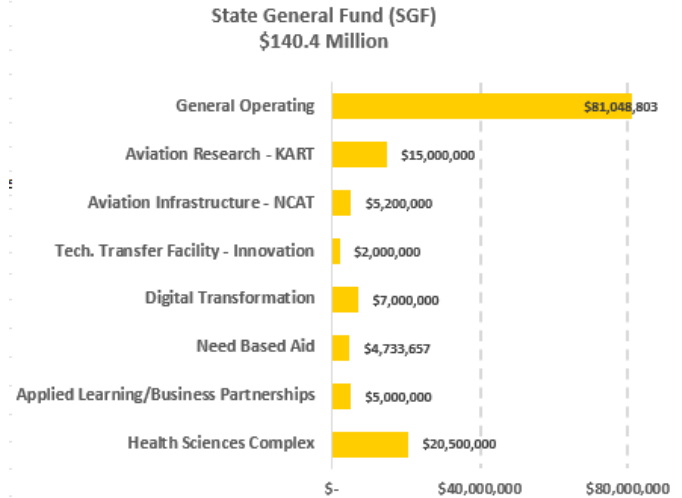
### State General Fund

The University receives State General Fund (SGF) appropriations through eight distinct allocations, including General Operating, which supports the academic and administrative portion of the university, while the remaining allocations are restricted in support of a specific purpose.

Total State General Fund support is estimated to increase by \$26.8 million to \$140.4 million. The new appropriations include:

- \$344,723 – fringe benefit increases
- \$1,687,000 – state pay plan (2.5% compensation pool)
- \$1,500,000 – student success (NISS)

- \$15,000,000 – Health Sciences Complex (\$20.5M total)
- \$487,317 – need based student financial aid
- \$5,000,000 – student affordability, retention & workforce development

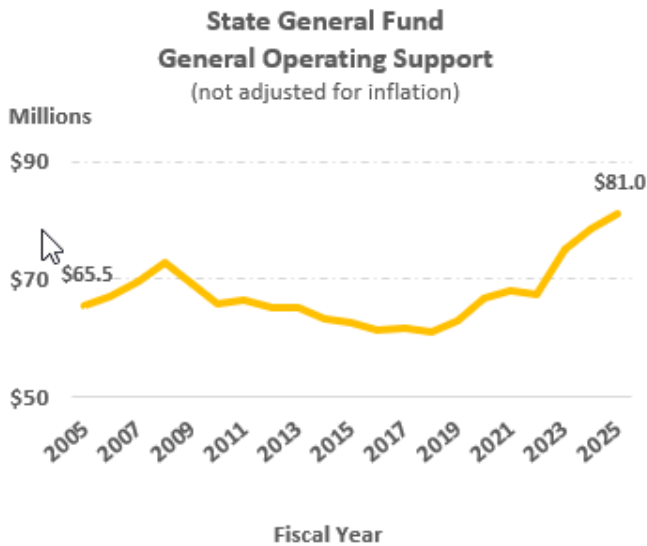


## FY 2025 Operating Budget by State Fund Summary

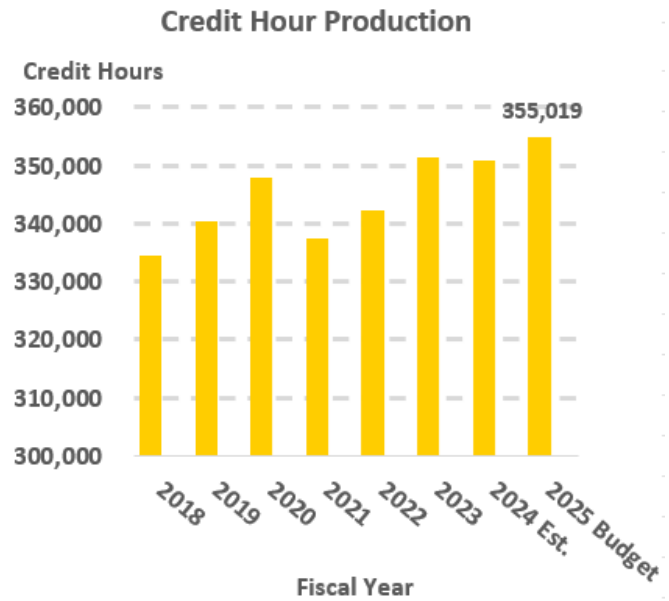
	General Use		Restricted Use		All Funds Total
	SGF	Tuition	Subtotal	Subtotal	
<b>General Use Funds</b>					
<b>General Operating</b>					
SGF General Operating	\$ 76,048,803	\$ -	\$ 76,048,803	\$ -	\$ 76,048,803
General Fees (Tuition)	-	99,317,138	99,317,138	-	99,317,138
<b>SGF Research &amp; Industry</b>					
Aviation Research - KART	15,000,000	-	15,000,000	-	15,000,000
Aviation Infrastructure - NCAT	5,200,000	-	5,200,000	-	5,200,000
Innovation Campus	2,000,000	-	2,000,000	-	2,000,000
Digital Transformation	7,000,000	-	7,000,000	-	7,000,000
Need Based Aid	4,733,657	-	4,733,657	-	4,733,657
Health Sciences	20,500,000	-	20,500,000	-	20,500,000
<b>General Use Subtotal</b>	<b>\$ 140,482,460</b>	<b>\$ 99,317,138</b>	<b>\$ 239,799,598</b>	<b>\$ -</b>	<b>\$ 239,799,598</b>
<b>Restricted Use Funds</b>					
Restricted Fees	-	-	-	269,370,665	269,370,665
Kan-Grow Engineering Fund	-	-	-	3,500,000	3,500,000
Faculty of Distinction - State Match	-	-	-	101,251	101,251
Sponsored Research Overhead	-	-	-	25,283,328	25,283,328
University Federal Fund	-	-	-	195,688,845	195,688,845
Scholarship, Grants and Work Study	-	-	-	33,366,259	33,366,259
Dormitory Operations (Auxiliary)	-	-	-	15,477,715	15,477,715
Campus Parking (Auxiliary)	-	-	-	2,313,000	2,313,000
Deferred Maintenance Support Fund	-	-	-	3,903,759	3,903,759
Educational Building Fund - R&R	-	-	-	5,500,000	5,500,000
<b>Restricted Use Subtotal</b>	<b>\$ -</b>	<b>\$ -</b>	<b>\$ -</b>	<b>\$ 554,504,822</b>	<b>\$ 554,504,822</b>
<b>Total Expenditures</b>	<b>\$ 140,482,460</b>	<b>\$ 99,317,138</b>	<b>\$ 239,799,598</b>	<b>\$ 554,504,822</b>	<b>\$ 794,304,420</b>

## Executive Summary

Over the past twenty years, the total SGF General Operating allocation has increased by \$15.5 million or 23.7%, as shown in the graph below.

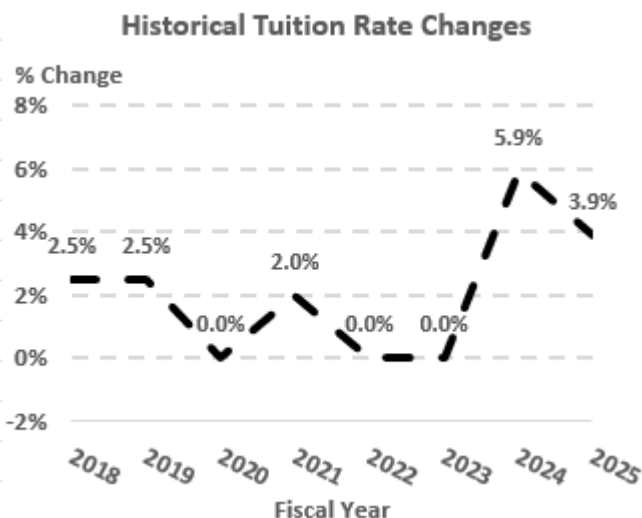


For FY 2025 budgetary planning, the university projects a modest 0.1% increase in credit hour production in comparison to the previous budget. The growth results in an increase in budgeted tuition revenue of \$1.1 million.



### General Fees Fund (Tuition)

Tuition revenue collections are primarily dependent on enrollment (credit hours generated), type of students enrolled (e.g., resident or non-resident), and tuition rates. University tuition rates were held flat in FY 2020, followed by a 2.0% increase in FY 2021, and then held flat again for both FY 2022 and FY 2023. For FY 2024, the Kansas Board of Regents approved a 5.9% rate increase, and for FY 2025 they approved a 3.9% increase which is estimated to generate \$3.7 million in additional tuition revenue.



### ■ Compensation and Fringe Benefit Costs

University operations rely heavily on human resources to deliver services across campus, and as a result changes in compensation and benefits are some of the most significant cost drivers within the budget. Key changes within the FY 2025 budget includes a 1.0% across-the-board compensation increase for benefits eligible faculty and staff (excludes the Division of Industry and Defense which has its own separate compensation plan), market-based compensation adjustments, Faculty Promotions in Rank and Tenure, Faculty Performance Incentive Review, and an approximate 5.2% increase in employer paid health benefits.

The state legislature appropriated funding for a 2.5% compensation pool (\$1,678,000) and support of fringe benefit increases (\$344,723) for benefits eligible faculty and staff that are funded through the State General Fund. All other related costs are funded directly through university generated funding.

## Executive Summary

### ■ Key General Use Allocation Changes

To continue to deliver educational, career, and life value to students, the university is dedicated to advancing its academic and research programs in coordination with the goals of the Strategic Plan. The table below outlines the key allocation changes within the General Use funds and the goal within the strategic plan that the item addresses.

### Strategic Plan Goals

- **Student Centeredness:** *Promote holistic student success through a supportive learning environment in which all of our students - past, present and future - continually thrive and grow.*
- **Research and Scholarship:** *Accelerate the discovery, creation and transfer of new knowledge.*
- **Campus Culture:** *Empower students, faculty, staff and the greater Wichita community to create a culture and experience that meets their ever-changing needs.*
- **Inclusive Excellence:** *Be a campus that reflects and promotes - in all community members - the evolving diversity of society.*
- **Partnerships:** *Advance industry and community partnerships to provide quality educational opportunities and collaborations to satisfy rapidly evolving community and workforce needs.*

Budget Adjustments	Related Strategic Plan Goal	Amount	
		Recurring	One-time
Fringe Benefit Rate Increases	Operations	\$621,000	
1% Across-The-Board Compensation Increase	Operations	\$1,159,430	
Market Based Compensation Adjustments	Operations	\$527,570	
Faculty Promotions in Academic Rank, Tenure & Performance Incentive Review	Operations	\$308,827	
KBOR Capital Renewal Program & Support Positions	Operations	\$652,509	
Facilities Services Landscaping Initiatives	Operations	\$658,458	
Information Technology Services Positions	Operations	\$260,624	
Edify - EAB Reporting System Annual Licensing Cost	Operations	\$118,062	
College Summer Revenue Sharing Program	Operations	\$200,000	
Utility Costs	Operations	\$720,000	
Building Lease Costs	Operations	\$80,000	
Property and Cyber Insurance Increases	Operations	\$66,000	
Information Technology Contractual Increases	Operations	\$163,789	
Human Resources Position	Operations	\$78,000	
HR Talent Mgmt. Software Implementation (FY '23 - FY '25, funding will fluctuate during the phase of implementation)	Operations		\$607,548
General Counsel Position Support	Operations	\$39,434	
Graduate School Position Support	Operations	\$13,563	
University Police Department Vehicles	Operations		\$160,000
Student Affordability, Retention & Workforce Development	Student Centeredness	\$5,000,000	
SEM – Institutional Scholarships	Student Centeredness	\$200,000	
College of Health Professions Physical Therapy Expansion	Student Centeredness	\$280,000	
Need Based Student Financial Aid	Research and Scholarship	\$487,317	
Civil Rights, Title IX, ADA Training and Position	Inclusive Excellence	\$75,990	\$15,000
Wichita Biomedical Complex (one-time state funding)	Partnerships		\$20,500,000
Foundation Funding	Partnerships	\$140,000	
College of Health Professions K-State Nursing Partnership	Partnerships	\$130,000	

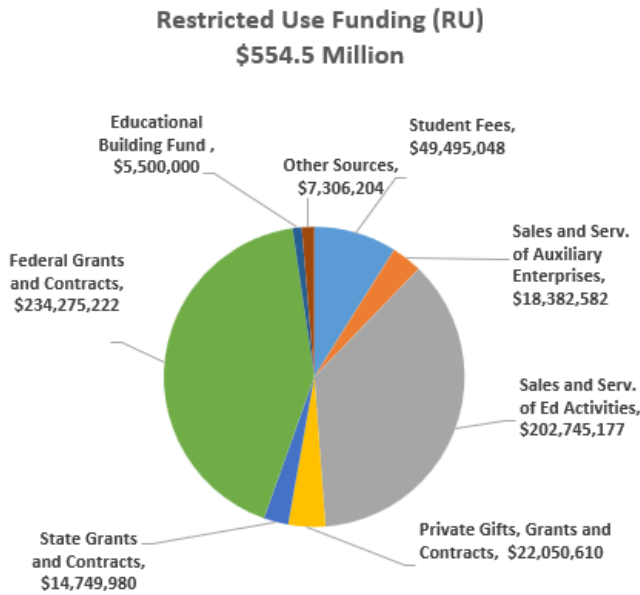
## Executive Summary

Budget Adjustments	Related Strategic Plan Goal	Amount	
		Recurring	One-time
Applied Learning Institute Staffing Transition	Operations	\$(37,000)	
Contingency to Prioritize RU Spend Down	Operations	\$(2,000,000)	
International Agency Fees	Operations	\$(500,000)	
Honor's College Debt Service	Operations	\$(50,000)	
Finance & Administration Cut/Reallocation	Operations	\$(100,000)	
Academic Affairs Cut/Reallocation	Operations	\$(425,685)	
	<b>Total</b>	<b>\$8,867,888</b>	<b>\$21,282,548</b>

## Executive Summary

### ■ Restricted Use Budget

Restricted Use funds represent revenues derived from sources other than the State General Fund and tuition. Restricted Use funds are predominantly generated from research/grants, student fees, student housing, parking, and funding in support of student scholarships.



Overall the Restricted Use budget has grown to represent 69.8% of the total budget, increasing from \$155.4 million in FY 2018 to \$554.5M in FY 2025. The majority of this growth has occurred in Federal Grants and Contracts, as well as Sales and Service of Educational Activities. These revenue sources are primarily used within the research related activities of the university.

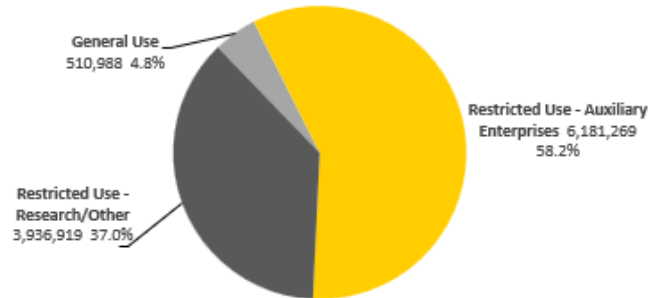
### ■ New Debt Service and Issuance of Debt

The budget includes debt service payments for the planned issuance of no new debt projects.

Bond Rating	
Rating Agency	Rating
Moody's	Aa3

Overall, the annual debt service for FY 2025 is budgeted at \$10,629,176. This includes debt service for academic buildings, as well as the debt service recorded within the Auxiliary Enterprises program code (student housing and parking).

**FY 2025 Budgeted Debt Service**  
**\$10.6 Million**



### ■ Budgeted Use of Cash Balances

The FY 2025 budget includes the use of existing cash balances to develop a balanced budget where total resources (cash plus revenue) equals budgeted expenses. Within the General Use funds, cash is used in support of the following items:

- \$607,548 – purchase and implementation of a HR Talent Management System
- \$130,000 – K-State Nursing Partnership support (increase in revenue expected)
- \$160,000 – University Police Department 2 vehicles

It is common for the university's restricted use funds to have cash balances budgeted as a result of fluctuations in revenue collections (such as sponsored research and grants), as well as the use of cash balances to fund one-time expenditures related to research or capital projects.

### ■ University Resource Planning Process

Wichita State embraces an inclusive and collaborative budget development process that draws on faculty, staff, and student involvement through multiple engagement opportunities. The university President reviews and discusses the current legislative status concerning appropriations and potential tuition increases with the President's Executive Team and during campus townhalls to obtain campus input. In addition, the University's Budget Advisory Committee (BAC) includes diverse representation across campus of

---

## Executive Summary

faculty, staff, and students. The BAC is co-chaired by the Vice President for Finance and Administration and the Executive Vice President and Provost, and includes the Sr. Associate Vice President for Finance and Administration, Executive Director of Budgets, Deans from the academic colleges, Presidents from the Faculty and Staff Senates, and Student Government. Members of the Faculty and Staff Senate, as well as others from the campus community, can observe committee meetings.

The BAC is charged with developing a lasting framework to identify, assess, and implement ideas that can positively impact the budget and its alignment with the university's strategic plan. Throughout the development process, the committee is advised of tuition and State General Fund revenue estimates, with the committee providing guidance regarding expenditure planning around those parameters. Budget considerations by the committee are weighed based on their impact on the goals of the university's strategic plan and the following key criteria:

- Suggest strategic budget priorities consistent with the strategic plan.
- Evaluate and recommend options regarding specific campus budgetary concerns as assigned by the committee chairs.
- Communicate committee discussions and information with the areas of the university that they represent.

BAC discussions are then combined with those of other campus-wide committees, such as Strategic Enrollment Management and Strategic Planning. University Budget Officers are asked in early May to submit, through an online budgeting system, their budget request for the upcoming budget year based on guidelines developed from the past discussions with the Budget Advisory Committee and the President's Executive Team.

Throughout the budget process, the President, Vice Presidents, and Division of Finance and Administration hold discussions and presentations with deans, faculty, university senates, and the student body. Within these settings, students, faculty, and staff have the opportunity to ask questions and seek additional information at different stages of the budgeting process.



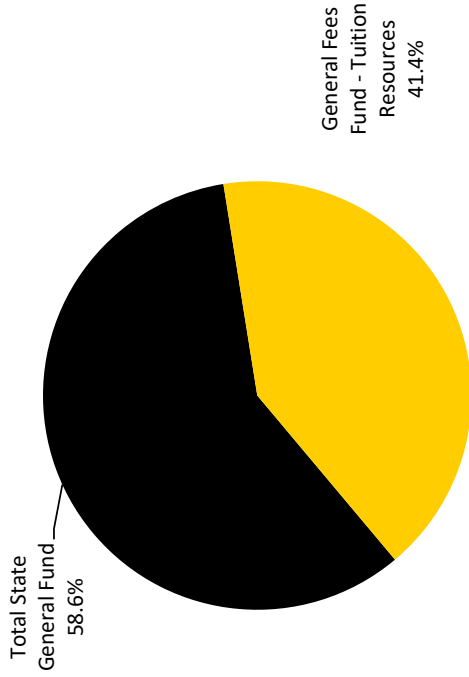
# **WICHITA STATE UNIVERSITY**

## **Annual Operating Budget for Fiscal Year 2025**

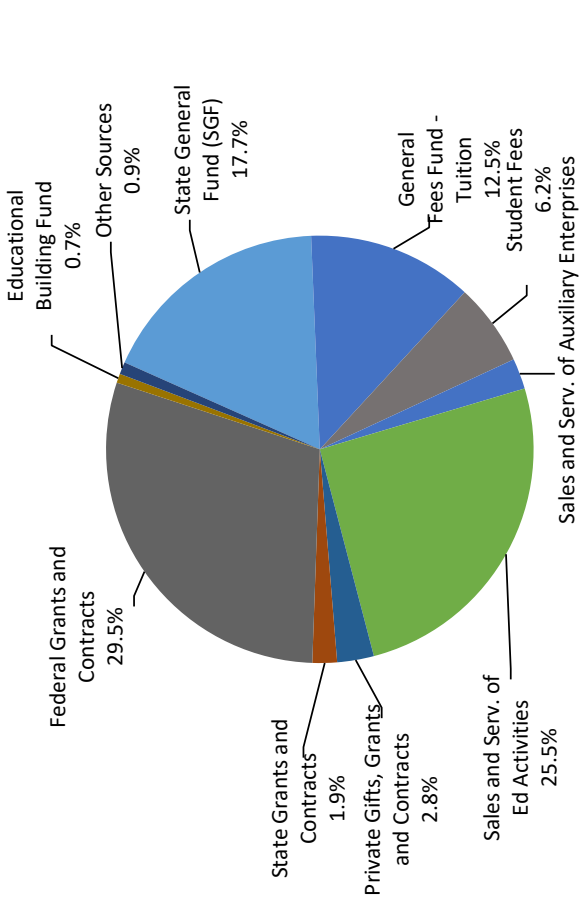
**Statement of Resources and Expenditures for  
Fiscal Year 2025**

# Wichita State University Funding Sources

## General Use Funds (SGF & Tuition)



## All Funds

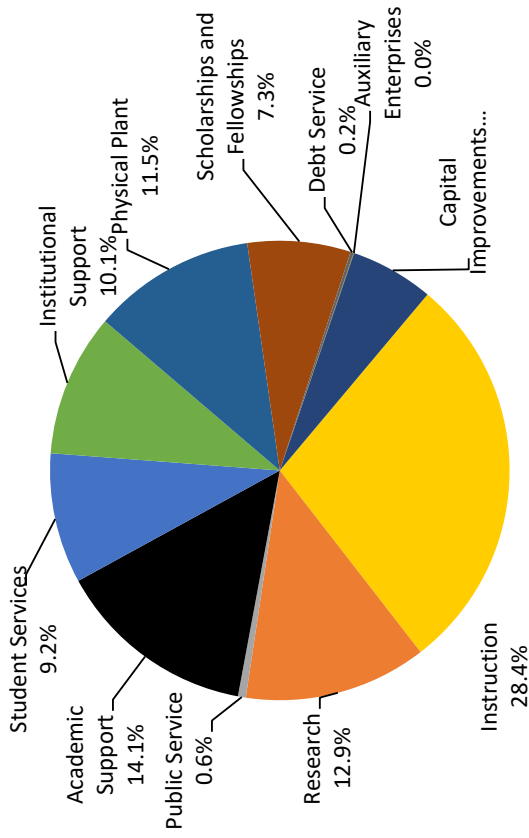


Funding Source	Amount	Percent
State General Fund (SGF)	\$ 140,482,460	17.7%
General Operating	\$ 99,317,138	12.5%
Aviation Research - KART	\$ 49,495,048	6.2%
Aviation Infrastructure - NCAT	\$ 18,382,582	2.3%
Tech. Transfer Facility - Innovation	\$ 202,745,177	25.5%
Digital Transformation	\$ 22,050,610	2.8%
Need Based Aid	\$ 14,749,980	1.9%
Applied Learning/Business Partnerships	\$ 234,275,222	29.5%
Health Sciences Complex	\$ 5,500,000	0.7%
Total State General Fund	\$ 140,482,460	58.6%
General Fees Fund - Tuition Resources	\$ 99,317,138	41.4%
<b>Total Funding Sources</b>	<b>\$ 239,799,598</b>	<b>100.0%</b>

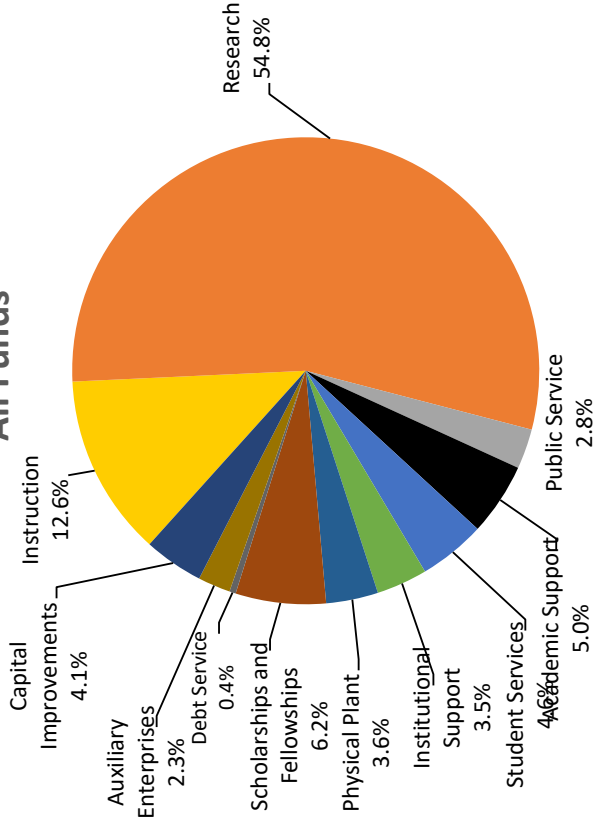
Summary excludes nonreportable expenditures

# Wichita State University Where Dollars Go by Program

### GENERAL USE FUNDS (SGF & TUITION)



### All Funds



#### Budget by Program

	Amount	Percent
Instruction	\$ 65,243,859	28.4%
Research	29,566,476	12.9%
Public Service	1,274,019	0.6%
Academic Support	32,402,038	14.1%
Student Services	21,078,511	9.2%
Institutional Support	23,101,831	10.1%
Physical Plant	26,382,688	11.5%
Scholarships and Fellowships	16,670,069	7.3%
Debt Service	510,988	0.2%
Auxiliary Enterprises	82,375	0.0%
Capital Improvements	13,486,743	5.9%
<b>Total Expenditures</b>	<b>\$ 229,799,598</b>	<b>100.0%</b>

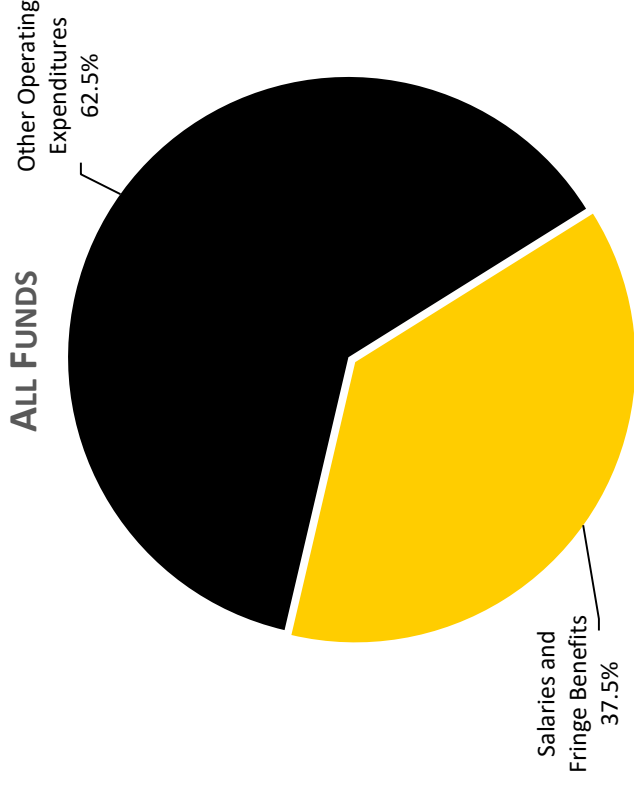
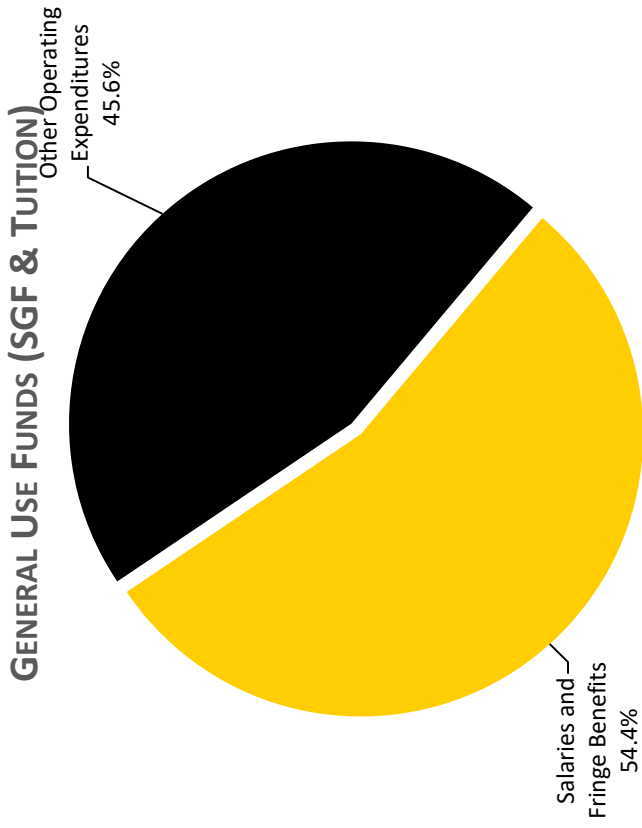
#### Budget by Program

	Amount	Percent
Instruction	\$ 100,053,192	12.6%
Research	435,235,870	54.8%
Public Service	21,967,807	2.8%
Academic Support	39,842,870	5.0%
Student Services	36,768,069	4.6%
Institutional Support	28,054,189	3.5%
Physical Plant	28,623,830	3.6%
Scholarships and Fellowships	49,641,328	6.2%
Debt Service	3,502,907	0.4%
Auxiliary Enterprises	17,873,090	2.3%
Capital Improvements	32,741,268	4.1%
<b>Total Expenditures</b>	<b>\$ 794,304,420</b>	<b>100.0%</b>

Summary excludes nonreportable expenditures

# Wichita State University

## Where Dollars Go by Expenditure Class



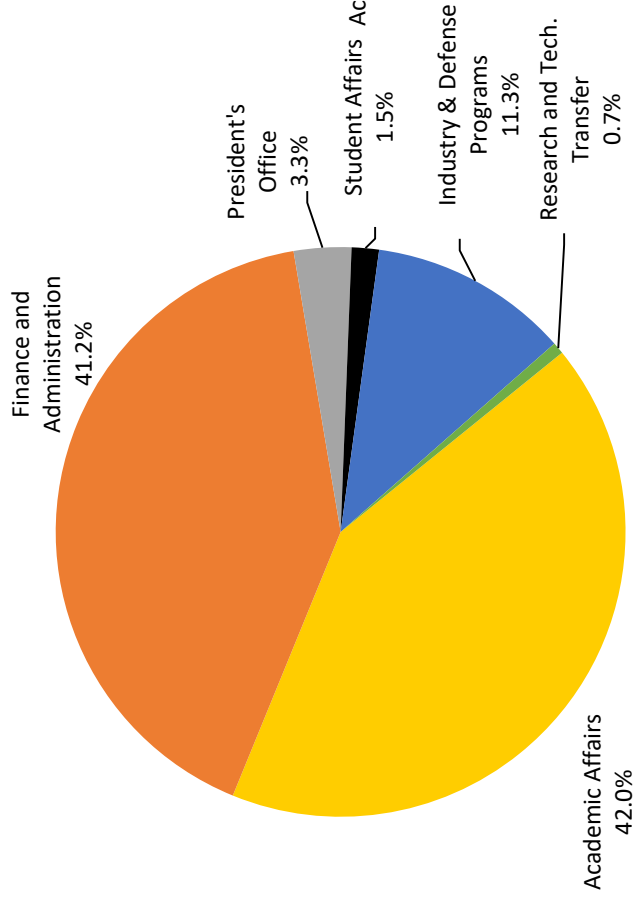
<u>Expenditure Classification</u>	<u>Amount</u>	<u>Percent</u>
Salaries and Fringe Benefits	\$ 130,568,647	54.4%
Other Operating Expenditures	109,230,950	45.6%
<b>Total Expenditures</b>	<b>\$ 239,799,598</b>	<b>100.0%</b>

*Summary excludes nonreportable expenditures*

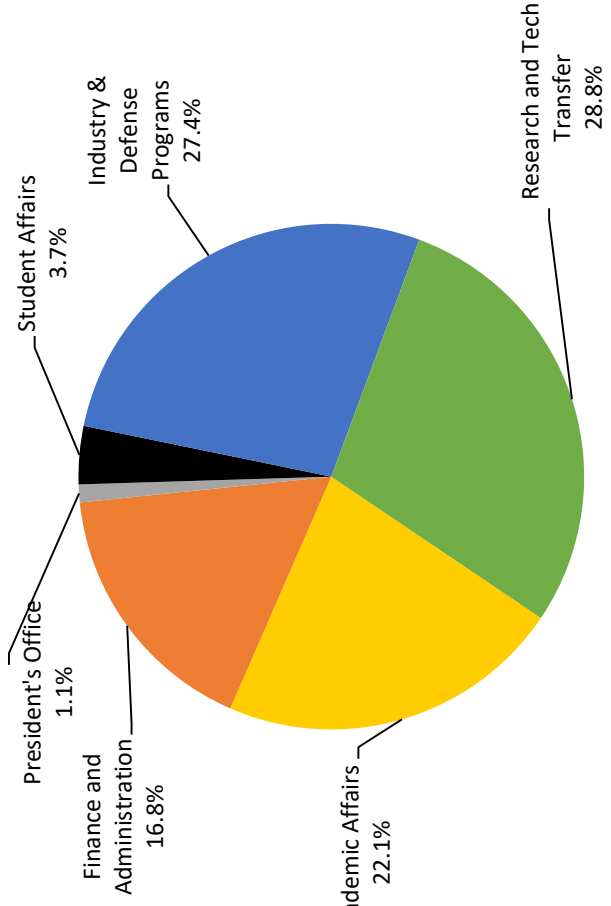
<u>Expenditure Classification</u>	<u>Amount</u>	<u>Percent</u>
Salaries and Fringe Benefits	\$ 298,238,802	37.5%
Other Operating Expenditures	496,065,618	62.5%
<b>Total Expenditures</b>	<b>\$ 794,304,420</b>	<b>100.0%</b>

# Wichita State University Where Dollars Go by Division

## GENERAL USE FUNDS (SGF & TUITION)



## ALL FUNDS



### Budget Division

Budget Division	Amount	Percent
Academic Affairs	\$ 175,517,060	22.1%
Finance and Administration	133,668,951	16.8%
President's Office	9,076,037	1.1%
Student Affairs	29,491,916	3.7%
Industry & Defense Programs	217,906,122	27.4%
Research and Tech. Transfer	228,644,334	28.8%
<b>Total Expenditures</b>	<b>\$ 794,304,420</b>	<b>100.0%</b>

Summary excludes nonreportable expenditures

**Wichita State University  
FY 2025 Annual Operating Budget  
Budget Terms and Definitions**

**Funding Terms and Definitions:**

State General Fund

Appropriations made by the Governor and Legislature from state tax revenues. For FY 2025, WSU has five unique State General Funds:

- |  |           |
|--|-----------|
| 1. State General Fund-Operating Expenditures       | 1000-0003 |
| 2. State General Fund-Technology Transfer Facility | 1000-0005 |
| 3. State General Fund-Aviation Infrastructure      | 1000-0010 |
| 4. State General Fund-Aviation Research            | 1000-0015 |
| 5. State General Fund-Digital Transformation       | 1000-0020 |

The State General Fund-Operating Expenditures is the appropriation for general university operating expenditures including both salaries and fringe benefits and OOE. For FY 2025, the legislature appropriated amounts for targeted areas within the university. Separate budget units were established within the State General Fund to account for these appropriations. These include \$2 million for the technology transfer facility (SGF-Technology Transfer Facility), \$5.2 million for training and equipment expenditures of the National Center for Aviation Training (SGF-Aviation Infrastructure), \$15 million for aviation research at NIAR (SGF-Aviation Research), and \$7 million for the National Institute for Digital Research & Transformation (SGF-Digital Transformation).

General Fees

Revenue derived from the collection of student tuition. Expenditures from general fees may be made for salaries and wages and other operating expenditures.

General Use Funds

The combined revenues from state tax dollars (State General Fund) and tuition revenues (General Fees).

Restricted Fees

Special revenues that must be used solely for the specific purpose collected. Restricted fees include revenues for workshops, music events, gifts and grants for teaching and research, investment income, student fees, etc.



**Wichita State University**  
**FY 2025 Annual Operating Budget**  
**Budget Terms and Definitions**

**Funding Terms and Definitions: (cont.)**

Student Fees

Revenue collected from students at the time of enrollment to cover the costs of student-related activities. Student fees, Health and Wellness and the ICAA fees are assessed on a three-tiered, flat fee structure, and are based on the type of student (undergraduate/graduate), number of enrolled credit hours, and in which semester classes are taken.

Educational Opportunity Fund

The Educational Opportunity Fund was established to provide funding for academic scholarships and fellowships for both graduate and undergraduate students; need-based grants, including awards to students with special expenses such as child care or groups of students who have been historically under-represented in higher education; salaries or grants for students participating in public and community service programs; and salaries for students employed in campus student service programs such as tutoring, day care, and peer counseling.

**Wichita State University  
FY 2025 Annual Operating Budget  
Budget Terms and Definitions**

**Expenditure Terms and Definitions:**

University Support Staff Salaries

Salaries for University Support Staff (USS).

Unclassified Salaries

Salaries for faculty, unclassified professional staff, lecturers, adjunct faculty, and graduate assistants.

Student Salaries

Salaries paid on an hourly basis to enrolled students who perform technical, clerical or custodial services to the campus.

Shrinkage

The amount of savings the University must generate from employee turnover. The FY 2025 shrinkage rate is 2.28% of budgeted salary and fringe benefit dollars.

Other Operating Expenditures

Amounts budgeted for all University operating expenditures except salaries and fringe benefits and capital improvements. Referred to as OOE, major examples of expenditures include equipment, supplies, library acquisitions, travel, communications, printing, postage, etc.

**Wichita State University  
 FY 2025 Annual Operating Budget  
 Tuition Rates for Fiscal Years 2024 and 2025**

	<b><u>FY 2024</u></b> <b><u>Amount Per</u></b> <b><u>Credit Hour</u></b>	<b><u>FY 2025</u></b> <b><u>Amount Per</u></b> <b><u>Credit Hour</u></b>	<b><u>Amount</u></b> <b><u>Increase</u></b>	<b><u>Percent</u></b> <b><u>Increase</u></b>
<b><u>Resident Undergraduate</u></b>	\$ 241.55	\$ 250.97	\$ 9.42	3.90%
<b><u>Resident Graduate</u></b>	\$ 326.15	\$ 338.87	\$ 12.72	3.90%
<b><u>Non-Resident Undergraduate</u></b>	\$ 572.15	\$ 594.46	\$ 22.31	3.90%
<b><u>Non-Resident Graduate</u></b>	\$ 801.01	\$ 832.25	\$ 31.24	3.90%

**Wichita State University  
FY 2025 Annual Operating Budget  
Fringe Benefits Rates**

The following FY 2025 fringe benefits rates were issued by the State Division of Budget and used in calculating the FY 2025 Annual Operating Budget:

<b>KPERS</b>	11.420%	
<b>Regents Retirement Program</b>	8.500%	
<b>KPERS Death and Disability Benefit</b>	1.000%	
<b>FICA</b>	7.650%	(FICA computed at 6.20% on a \$167,700 maximum salary for paychecks issued July 1 through December 31, 2024, and a \$174,900 maximum salary for paychecks issued January 1 through June 30, 2025. The Medicare percentage of 1.45% has no maximum salary limit).
<b>Workers Compensation</b>	0.273%	
<b>Unemployment Compensation</b>	0.060%	
<b>Leave Upon Retirement Assessment</b>	0.720%	
<b><u>Single Member Health Insurance</u></b>		
Full-Time Employee	\$9,400	
Part-Time Employee	\$7,656	
<b><u>Family Health Insurance</u></b>		
Full-Time Employee	\$4,375	
Part-Time Employee	\$3,457	
<b>Shrinkage Rate</b>	2.280%	

**Wichita State University**  
**Table I - Expenditure by State Fund Summary**

	FY 2024 Budget		FY 2025 Budget	
	Salaries & Benefits	Other Operating Exp.	Salaries & Benefits	Other Operating Exp.
		Total		Total
<b>I. Educational and General</b>				
<b>General Use Funds:</b>				
<b>State General Fund</b>				
General Operating	\$ 77,951,199	\$ 78,543,507	\$ 80,285,212	\$ (3,749,092)
Aviation Research - KART	-	10,000,000	-	15,000,000
Aviation Infrastructure - NCAT	-	5,200,000	-	5,200,000
Innovation Campus	-	2,000,000	-	2,000,000
Digital Transformation	-	7,000,000	-	7,000,000
Need Based Aid	-	4,246,340	-	4,246,340
Health Sciences	-	6,500,000	-	20,500,000
Subtotal General Revenue Funds	77,951,199	113,489,847	80,285,212	60,197,248
<b>General Fees Funds (Tuition)</b>				
General Fees	49,566,604	99,479,793	50,283,435	49,033,702
Subtotal General Fees Funds	49,566,604	99,479,793	50,283,435	49,033,702
<b>Subtotal General Use Funds</b>	\$ 127,517,803	\$ 212,969,640	\$ 130,568,647	\$ 109,230,950
<b>Restricted Use Funds:</b>				
Restricted Fees	\$ 150,686,056	\$ 294,032,326	\$ 136,599,844	\$ 132,870,056
Kan-Grow Engineering Fund	1,824,989	3,500,000	2,646,972	853,028
Faculty of Distinction - State Match	39,489	39,489	101,251	-
Sponsored Research Overhead	7,837,527	21,637,138	9,734,556	15,598,772
University Federal Fund	12,377,185	182,661,293	14,619,708	181,069,137
Scholarship, Grants and Work Study	327,780	33,262,500	419,539	32,946,720
Dormitory Operations (Auxiliary)	2,704,367	16,361,264	2,925,823	12,551,892
Campus Parking (Auxiliary)	677,280	2,166,307	771,696	1,541,304
Deferred Maintenance Support Fund	-	3,321,939	-	3,754,525
Educational Building Fund - R&R	-	4,500,000	-	5,500,000
Subtotal Restricted Use Funds	\$ 176,474,673	\$ 561,482,256	\$ 167,819,389	\$ 386,685,434
<b>Total Operating Budget</b>	\$ 303,992,477	\$ 774,451,897	\$ 298,388,036	\$ 495,916,384

Summary excludes nonreportable expenditures

**Wichita State University**  
**Table II - Operating Budget Summary by Program**

Program	General Use			Restricted Use		
	Salaries & Benefits	Other Operating Exp.	Total	Salaries & Benefits	Other Operating Exp.	Total
<b>Instruction - 42000</b>						
General Academic Instruction	\$ 59,554,673	\$ 3,231,542	\$ 62,786,215	\$ 28,027,557	\$ 6,756,776	\$ 34,784,333
Summer Session	2,457,644	-	2,457,644	17,731	7,269	25,000
<b>Subtotal - Instruction</b>	<b>62,012,317</b>	<b>3,231,542</b>	<b>65,243,859</b>	<b>28,045,288</b>	<b>6,764,045</b>	<b>34,809,333</b>
<b>Research - 45000</b>						
Institutes and Research Centers	363,216	29,200,000	29,563,216	96,286,001	303,680,678	399,966,679
Individual or Project Research	-	3,260	3,260	5,566,570	136,145	5,702,715
<b>Subtotal - Research</b>	<b>363,216</b>	<b>29,203,260</b>	<b>29,566,476</b>	<b>101,852,571</b>	<b>303,816,823</b>	<b>405,669,394</b>
<b>Public Service - 46000</b>						
Community Services	-	150	150	10,665,224	272,827	10,938,051
Public Broadcasting	509,983	9,826	519,809	1,653,945	161,937	1,815,882
Community Education	744,922	9,138	754,060	5,772,243	2,167,612	7,939,855
<b>Subtotal - Public Service</b>	<b>1,254,905</b>	<b>19,114</b>	<b>1,274,019</b>	<b>18,091,412</b>	<b>2,602,376</b>	<b>20,693,788</b>
<b>Academic Support - 43000</b>						
Libraries	3,640,686	2,789,446	6,430,132	70,054	91,834	161,888
Museums and Galleries	718,453	27,742	746,195	120,234	166,266	286,500
Audio Visual Services	1,827,423	154,823	1,982,246	114,657	326,187	440,844
Computing Support	7,303,336	4,573,916	11,877,252	368,333	762,511	1,130,844
Ancillary Support	202,458	84,364	286,822	88,622	1,729	90,351
Academic Administration	10,258,998	820,393	11,079,391	3,459,461	1,133,221	4,592,682
Academic Person Development	-	-	-	737,723	-	737,723
<b>Subtotal - Academic Support</b>	<b>23,951,354</b>	<b>8,450,684</b>	<b>32,402,038</b>	<b>4,959,084</b>	<b>2,481,748</b>	<b>7,440,832</b>
<b>Student Services - 44000</b>						
Student Services Administration	776,482	26,670	803,152	-	-	-
Social and Cultural Development	3,486,372	361,133	3,847,505	5,742,870	5,203,231	10,946,101
Counseling and Career Guidance	820,480	5,015,632	5,836,112	613,587	45,983	659,570
Financial Aid Administration	1,539,657	23,236	1,562,893	213,618	92,745	306,363
Student Auxiliary Services	196,335	8,434	204,769	63,054	-	63,054
Intercollegiate Athletics	2,488,527	-	2,488,527	272,585	80,000	352,585
Student Recruitment, Admissions, and Records	4,228,499	2,107,054	6,335,553	1,491,333	1,870,552	3,361,885
<b>Subtotal - Student Services</b>	<b>13,536,352</b>	<b>7,542,159</b>	<b>21,078,511</b>	<b>8,397,047</b>	<b>7,292,511</b>	<b>15,689,558</b>
<b>Institutional Support -41000</b>						
Executive Management	5,333,617	770,758	6,104,375	442,989	203,552	646,541
Fiscal Operations	4,059,435	1,594,380	5,653,815	1,119,175	620,990	1,740,165
General Administration	4,030,415	5,055,550	9,085,965	1,090,325	1,224,331	2,314,656
Public Relations and Development	1,478,360	779,316	2,257,676	59,346	191,650	250,996
<b>Subtotal - Institutional Support</b>	<b>14,901,827</b>	<b>8,200,004</b>	<b>23,101,831</b>	<b>2,711,835</b>	<b>2,240,523</b>	<b>4,952,358</b>
<b>Physical Plant Operations - 96000</b>						
Physical Plant Administration	2,343,246	86,249	2,429,495	43,484	141,033	184,517
General Maintenance	7,492,185	1,158,714	8,650,899	21,149	990,851	1,012,000
Utilities	565,709	8,449,326	9,015,035	-	427,500	427,500
Security	3,266,674	393,779	3,660,453	-	307,780	307,780
Special Projects	650,035	1,976,771	2,626,806	-	309,345	309,345
<b>Subtotal - Physical Plant Operations</b>	<b>14,317,849</b>	<b>12,064,839</b>	<b>26,382,688</b>	<b>64,633</b>	<b>2,176,509</b>	<b>2,241,142</b>



**Wichita State University**  
**Table II - Operating Budget Summary by Program**

Program	General Use			Restricted Use		
	Salaries & Benefits	Other Operating Exp.	Total	Salaries & Benefits	Other Operating Exp.	Total
<b>Scholarships and Fellowships - 47000</b>						
Scholarships	-	16,460,069	16,460,069	-	32,247,000	32,247,000
Supplemental Opportunity Grants	-	210,000	210,000	-	584,259	584,259
Student Loans	-	-	-	-	140,000	140,000
<b>Subtotal - Scholarships and Fellowships</b>	<b>-</b>	<b>16,670,069</b>	<b>16,670,069</b>	<b>-</b>	<b>32,971,259</b>	<b>32,971,259</b>
<b>Auxiliary Enterprises - 48000</b>	<b>81,593</b>	<b>782</b>	<b>82,375</b>	<b>3,697,519</b>	<b>14,093,196</b>	<b>17,790,715</b>
<b>Debt Service - Academic Buildings - 98000</b>	<b>-</b>	<b>510,988</b>	<b>510,988</b>	<b>-</b>	<b>2,991,919</b>	<b>2,991,919</b>
<b>Capital Improvements Cash Funded - 99000</b>	<b>149,234</b>	<b>23,337,509</b>	<b>23,486,743</b>	<b>-</b>	<b>9,254,525</b>	<b>9,254,525</b>
<b>Total Operating Budget</b>	<b>130,568,647</b>	<b>109,230,950</b>	<b>239,799,598</b>	<b>167,819,389</b>	<b>386,685,434</b>	<b>554,504,822</b>
<b>Grand Total Operating Budget</b>	<b>298,388,036</b>	<b>495,916,384</b>	<b>794,304,420</b>			

*Summary excludes nonreportable expenditures*

**Wichita State University**  
**Table III - Budget Comparison by Program**

Program Description	FY 2024 Budget			FY 2025 Budget		
	Salaries & Benefits	Other Operating Exp.	Total	Salaries & Benefits	Other Operating Exp.	Total
<b>I. Educational and General</b>						
<b>A. Educational Program</b>						
Instruction	GU \$ 62,943,519	\$ 4,047,954	\$ 66,991,473	\$ 62,012,317	\$ 3,231,542	\$ 65,243,859
	RU 25,158,859	6,979,969	32,138,828	28,045,288	6,764,045	34,809,333
Academic Support	GU 22,147,926	8,260,685	30,408,611	23,951,354	8,450,684	32,402,038
	RU 4,769,369	3,082,133	7,851,502	4,959,084	2,481,748	7,440,832
Student Services	GU 13,149,302	3,455,701	16,605,003	13,536,352	7,542,159	21,078,511
	RU 8,848,001	7,479,574	16,327,575	8,397,047	7,292,511	15,689,558
Institutional Support	GU 14,361,158	7,611,108	21,972,266	14,901,827	8,200,004	23,101,831
	RU 1,613,285	2,769,517	4,382,802	2,711,835	2,240,523	4,952,358
<b>Subtotal Educational Program</b>	<b>GU \$ 112,601,905</b>	<b>\$ 23,375,448</b>	<b>\$ 135,977,353</b>	<b>\$ 114,401,850</b>	<b>\$ 27,424,389</b>	<b>\$ 141,826,239</b>
	<b>RU \$ 40,389,514</b>	<b>\$ 20,311,193</b>	<b>\$ 60,700,707</b>	<b>\$ 44,113,254</b>	<b>\$ 18,778,827</b>	<b>\$ 62,892,081</b>
<b>B. Physical Plant</b>	GU 13,184,975	18,793,133	31,978,108	14,317,849	12,064,839	26,382,688
	RU 75,435	2,294,382	2,369,817	64,633	2,176,509	2,241,142
<b>C. Research</b>	GU 411,008	24,335,646	24,746,654	363,216	29,203,260	29,566,476
	RU 119,739,021	296,389,232	416,128,253	101,852,571	303,816,823	405,669,394
<b>D. Public Service</b>	GU 1,239,623	25,037	1,264,660	1,254,905	19,114	1,274,019
	RU 12,876,152	2,870,054	15,746,206	18,091,412	2,602,376	20,693,788
<b>E. Scholarships/Fellowships</b>	GU -	15,982,764	15,982,764	-	16,670,069	16,670,069
	RU -	32,934,259	32,934,259	-	32,971,259	32,971,259
<b>F. Debt Service - Academic Buildings</b>	GU -	557,870	557,870	-	510,988	510,988
	RU -	7,240,600	7,240,600	-	2,991,919	2,991,919
<b>Subtotal Educational and General</b>	<b>GU \$ 127,437,511</b>	<b>\$ 83,069,898</b>	<b>\$ 210,507,409</b>	<b>\$ 130,337,820</b>	<b>\$ 85,892,659</b>	<b>\$ 216,230,479</b>
	<b>RU \$ 173,080,122</b>	<b>\$ 362,039,720</b>	<b>\$ 535,119,842</b>	<b>\$ 164,121,870</b>	<b>\$ 363,337,713</b>	<b>\$ 527,459,582</b>
<b>II. Auxiliary Enterprises</b>						
<b>G. Auxiliary Enterprises</b>						
	GU \$ 80,292	\$ -	\$ 80,292	\$ 81,593	\$ 782	\$ 82,375
	RU 3,394,551	15,145,924	18,540,475	3,697,519	14,093,196	17,790,715
<b>III. Capital Improvements Cash Funded</b>						
	GU \$ -	\$ 2,381,939	\$ 2,381,939	\$ 149,234	\$ 23,337,509	\$ 23,486,743
	RU -	7,821,939	7,821,939	-	9,254,525	9,254,525
<b>Grand Total Operating Budget</b>	<b>GU \$ 127,517,803</b>	<b>\$ 85,451,837</b>	<b>\$ 212,969,640</b>	<b>\$ 130,568,647</b>	<b>\$ 109,230,950</b>	<b>\$ 239,799,598</b>
	<b>RU \$ 176,474,673</b>	<b>\$ 385,007,583</b>	<b>\$ 561,482,256</b>	<b>\$ 167,819,389</b>	<b>\$ 386,685,434</b>	<b>\$ 554,504,822</b>
<b>Grand Total Operating Budget, GU and RU</b>	<b>\$ 303,992,477</b>	<b>\$ 470,459,420</b>	<b>\$ 774,451,897</b>	<b>298,388,036</b>	<b>495,916,384</b>	<b>794,304,420</b>

Summary excludes nonreportable expenditures

**Wichita State University**  
**Table IV - Budgeted Positions Summary by Program**

Program	USS Full-Time Equivalent (FTE) Positions			Unclassified Full-Time Equivalent (FTE) Positions		
	General	Restricted	Total	General	Restricted	Total
	Use	Use		Use	Use	
<b>Instruction - 42000</b>						
General Academic Instruction	7.52	0.98	8.50	528.08	235.45	763.53
Summer Session	0.00	0.00	0.00	0.00	0.00	0.00
<b>Subtotal - Instruction</b>	<b>7.52</b>	<b>0.98</b>	<b>8.50</b>	<b>528.08</b>	<b>235.45</b>	<b>763.53</b>
<b>Research - 45000</b>						
Institutes and Research Centers	0.00	0.00	0.00	4.83	865.67	870.50
Individual or Project Research	0.00	0.00	0.00	0.00	39.49	39.49
<b>Subtotal - Research</b>	<b>0.00</b>	<b>0.00</b>	<b>0.00</b>	<b>4.83</b>	<b>905.16</b>	<b>909.99</b>
<b>Public Service - 46000</b>						
Community Services	0.00	0.00	0.00	0.00	129.19	129.19
Public Broadcasting	0.00	0.00	0.00	3.83	20.52	24.35
Community Education	1.92	0.08	2.00	6.52	82.97	89.49
<b>Subtotal - Public Service</b>	<b>1.92</b>	<b>0.08</b>	<b>2.00</b>	<b>10.35</b>	<b>232.68</b>	<b>243.03</b>
<b>Academic Support - 43000</b>						
Libraries	6.00	0.00	6.00	41.00	0.00	41.00
Museums and Galleries	0.00	0.00	0.00	8.30	0.50	8.80
Audio Visual Services	1.00	0.00	1.00	21.00	2.00	23.00
Computing Support	0.00	0.00	0.00	69.74	3.53	73.27
Ancillary Support	1.00	1.00	2.00	1.95	0.05	2.00
Academic Administration	2.00	0.00	2.00	79.48	32.51	111.99
Academic Person Development	0.00	0.00	0.00	0.00	13.10	13.10
<b>Subtotal - Academic Support</b>	<b>10.00</b>	<b>1.00</b>	<b>11.00</b>	<b>221.47</b>	<b>51.69</b>	<b>273.16</b>
<b>Student Services - 44000</b>						
Student Services Administration	0.00	0.00	0.00	12.00	0.00	12.00
Social and Cultural Development	0.00	0.50	0.50	43.24	69.28	112.52
Counseling and Career Guidance	0.00	0.00	0.00	6.79	4.80	11.59
Financial Aid Administration	1.00	0.00	1.00	17.92	3.08	21.00
Student Auxiliary Services	0.00	0.00	0.00	3.00	1.00	4.00
Intercollegiate Athletics	0.00	0.00	0.00	20.93	0.41	21.34
Student Recruitment, Admissions, and Records	3.00	0.00	3.00	61.02	24.11	85.13
<b>Subtotal - Student Services</b>	<b>4.00</b>	<b>0.50</b>	<b>4.50</b>	<b>164.90</b>	<b>102.68</b>	<b>267.58</b>
<b>Institutional Support -41000</b>						
Executive Management	0.00	0.00	0.00	31.38	2.06	33.44
Fiscal Operations	1.00	0.00	1.00	42.52	8.33	50.85
General Administration	3.00	1.00	4.00	41.50	8.65	50.15
Public Relations and Development	0.00	0.00	0.00	16.37	0.55	16.92
<b>Subtotal - Institutional Support</b>	<b>4.00</b>	<b>1.00</b>	<b>5.00</b>	<b>131.77</b>	<b>19.59</b>	<b>151.36</b>
<b>Physical Plant Operations - 96000</b>						
Physical Plant Administration	0.00	0.00	0.00	21.50	0.50	22.00
General Maintenance	116.83	0.17	117.00	16.00	0.00	16.00
Utilities	6.00	0.00	6.00	2.00	0.00	2.00
Security	32.00	0.00	32.00	9.67	0.00	9.67
Special Projects	8.00	0.00	8.00	2.00	0.00	2.00
<b>Subtotal - Physical Plant Operations</b>	<b>162.83</b>	<b>0.17</b>	<b>163.00</b>	<b>51.17</b>	<b>0.50</b>	<b>51.67</b>

**Wichita State University**  
**Table IV - Budgeted Positions Summary by Program**

Program	USS Full-Time Equivalent (FTE) Positions			Unclassified Full-Time Equivalent (FTE) Positions		
	General Use	Restricted Use	Total	General Use	Restricted Use	Total
<b>Scholarships and Fellowships - 47000</b>						
Scholarships	0.00	0.00	0.00	0.00	0.00	0.00
Supplemental Opportunity Grants	0.00	0.00	0.00	0.00	0.00	0.00
<b>Subtotal - Scholarships and Fellowships</b>	<b>0.00</b>	<b>0.00</b>	<b>0.00</b>	<b>0.00</b>	<b>0.00</b>	<b>0.00</b>
<b>Debt Service - Academic Buildings - 98000</b>	<b>0.00</b>	<b>0.00</b>	<b>0.00</b>	<b>0.00</b>	<b>0.00</b>	<b>0.00</b>
<b>Auxiliary Enterprises - 48000</b>	<b>0.00</b>	<b>18.00</b>	<b>18.00</b>	<b>1.00</b>	<b>33.73</b>	<b>34.73</b>
<b>Capital Improvements - 99000</b>	<b>0.00</b>	<b>0.00</b>	<b>0.00</b>	<b>1.00</b>	<b>0.00</b>	<b>1.00</b>
<b>Service Clearing - 97000</b>	<b>0.00</b>	<b>0.00</b>	<b>0.00</b>	<b>0.00</b>	<b>15.00</b>	<b>15.00</b>
<b>Total Operating Budget</b>	<b>190.27</b>	<b>21.73</b>	<b>212.00</b>	<b>1,113.57</b>	<b>1,596.48</b>	<b>2,711.05</b>
<b>Grand Total Operating Budget Unclassified &amp; USS</b>	<b>1,303.84</b>	<b>1,618.21</b>	<b>2,923.05</b>			

**Wichita State University  
Table V – FY 2025 Adopted Budget by Division, and College/Department**

Division and College/Department Office of the President	Full-Time Equivalent (FTE)				Personnel				Other Operating Expenditures				Total Budget			
	Source		RU	Total	Source		RU	Total	Source		RU	Total	Source		RU	Total
	GU	GU			GU	GU			GU	GU			GU	GU		
Office of the President	4.39	1,322,818	5.45	1,818,596	495,778	1,322,818	14,500	236,224	1,544,542	510,278	2,054,820					
General Counsel	4.99	759,995	5.99	845,024	85,629	759,995	105,408	85,629	865,403	105,408	951,032					
Intercollegiate Athletics	20.93	2,488,527	21.33	2,761,112	272,585	2,488,527	80,000	80,000	2,488,527	355,585	2,844,112					
Institutional Equity and Compliance	7.00	704,681	7.00	704,681	704,681	704,681	90,492	90,492	704,681	90,492	795,173					
Strategic Communications	16.37	1,438,360	16.92	1,527,706	59,346	1,438,360	260,823	886,184	1,438,360	310,169	2,433,900					
<b>Total - Office of the President</b>	<b>53.68</b>	<b>6,734,381</b>	<b>56.69</b>	<b>7,667,719</b>	<b>933,338</b>	<b>6,734,381</b>	<b>345,323</b>	<b>1,408,318</b>	<b>7,817,376</b>	<b>1,258,661</b>	<b>9,076,037</b>					
<b>Academic Affairs</b>																
Academic Affairs Direct	40.44	5,855,002	68.32	8,157,843	2,301,941	5,855,002	2,116,234	5,453,424	9,193,092	4,418,175	13,611,267					
Strategic Engagement and Planning	2.00	274,641	86.50	7,208,663	6,934,022	274,641	161,950	161,950	274,641	7,095,972	7,370,613					
Academic Programs	6.44	911,520	7.50	994,817	83,297	911,520	35,714	45,693	947,234	93,276	1,040,510					
Barton School of Business	51.89	8,931,017	98.75	15,860,668	6,929,651	8,931,017	1,304,633	1,304,633	8,931,017	8,234,284	17,165,301					
Cohens Honors College	5.45	479,995	6.45	644,793	164,798	479,995	19,136	41,901	499,131	187,563	686,694					
College of Applied Studies	71.82	7,170,528	83.48	8,635,302	1,464,374	7,170,528	289,618	466,049	7,347,359	1,753,992	9,101,351					
College of Engineering	37.67	5,291,694	110.07	14,596,220	9,304,426	5,291,694	172,408	685,839	5,464,102	9,817,857	15,281,959					
Enrollment Services	74.90	7,001,019	89.25	8,776,327	1,775,308	7,001,019	1,159,043	1,321,223	7,163,199	2,934,351	10,097,550					
College of Fine Arts	9.46	2,792,553	14.00	3,501,346	708,693	2,792,553	148,019	1,377,008	4,021,542	856,712	4,878,254					
Graduate School	90.76	9,883,267	164.40	16,729,559	6,845,892	9,883,267	45,432	1,909,607	9,928,699	8,710,067	18,638,766					
College of Health Professions	4.86	573,063	9.00	1,059,988	486,025	573,063	2,703	52,385	575,766	535,707	1,111,473					
College of Innovation and Design	242.07	25,740,383	266.50	28,999,882	2,888,299	25,740,383	917,702	1,584,210	26,377,491	3,806,000	30,183,492					
College of Liberal Arts & Sciences	149.64	10,940,319	194.01	13,945,526	3,005,007	10,940,319	233,898	25,191,478	13,073,812	26,063,592	39,137,404					
Strategic Enrollment Management	47.00	3,640,686	47.00	3,710,740	70,054	3,640,686	91,834	2,881,280	6,490,132	161,888	6,952,020					
Library	4.22	479,553	5.00	516,551	37,198	479,553	39,697	103,856	519,050	101,357	620,407					
Military, Veterans & First Responders	838.62	89,937,540	1,250.23	132,936,525	42,998,985	89,937,540	31,771,809	42,580,536	100,746,267	74,770,793	175,517,060					
<b>Total - Academic Affairs</b>	<b>411.62</b>	<b>132,936,525</b>	<b>411.62</b>	<b>132,936,525</b>	<b>42,998,985</b>	<b>132,936,525</b>	<b>31,771,809</b>	<b>42,580,536</b>	<b>100,746,267</b>	<b>74,770,793</b>	<b>175,517,060</b>					
<b>Finance &amp; Administration</b>																
Administration Finance	7.00	1,316,632	7.00	1,434,835	118,203	1,316,632	246,056	9,598,422	10,668,998	364,259	11,033,257					
Administrative Services	6.00	367,559	13.00	440,387	73,028	367,559	51,749	84,251	419,108	105,530	524,638					
Financial Operations	35.52	3,047,566	46.50	4,021,024	973,458	3,047,566	316,239	1,146,339	3,363,805	1,805,558	5,169,363					
Financial Ops & VPAF Tech Projects	-	-	-	-	-	-	972,672	972,672	972,672	-	972,672					
Controller's Off Stu Related Orgs	-	-	-	-	-	-	14,781,080	28,459,080	14,781,080	13,678,000	28,459,080					
Controller's Office Federal Orgs	-	-	-	-	-	-	371,612	371,612	371,612	-	371,612					
Workforce Diversity, HR, & Prof. Dev.	28.60	2,761,864	28.60	3,266,074	2,761,864	2,761,864	250,000	1,858,046	4,370,910	250,000	4,620,910					
WSU Police Department	41.67	834,124	41.67	3,266,074	393,779	834,124	307,780	701,559	3,660,453	307,780	3,968,233					
Facilities Planning	6.50	6,977,645	7.00	7,333,378	43,477	6,977,645	1,170,511	28,997,781	26,695,641	3,179,741	29,875,382					
Information Technology	66.64	10,836,488	123.53	11,504,566	668,078	10,836,488	3,272,688	13,005,728	11,232,307	1,526,844	12,759,151					
Physical Plant	170.84	-	183.49	-	-	-	5,900,000	5,900,000	20,599,528	3,940,766	24,540,294					
Physical Plant Construction (EBF)	-	-	-	-	-	-	5,900,000	5,900,000	20,599,528	3,940,766	24,540,294					
Deferred Maintenance Support Fund	-	-	-	-	-	-	3,903,759	3,903,759	3,903,759	-	3,903,759					
Innovation Campus	362.77	29,408,352	406.43	32,012,541	2,604,189	29,408,352	32,329,660	101,656,409	98,735,102	34,933,849	133,668,951					
<b>Total - Finance &amp; Administration</b>	<b>43.66</b>	<b>29,408,352</b>	<b>43.66</b>	<b>32,012,541</b>	<b>2,604,189</b>	<b>29,408,352</b>	<b>32,329,660</b>	<b>101,656,409</b>	<b>98,735,102</b>	<b>34,933,849</b>	<b>133,668,951</b>					

Wichita State University  
Table V - FY 2025 Adopted Budget by Division, and College/Department

Division and College/Department	Full-Time Equivalent (FTE)				Personnel				Other Operating Expenditures				Total Budget			
	Source		RU	Total	Source		RU	Total	Source		RU	Total	Source		RU	Total
	GU				GU				GU				GU			
<b>Industry and Defense Programs</b>																
Office of Industry & Defense Administration	-	46.37	46.37	\$	6,989,915	\$	6,989,915	\$	3,077,476	\$	3,077,476	\$	-	10,067,391	\$	10,067,391
Applied Learning Institute	-	2.00	2.00	\$	380,039	\$	380,039	\$	30,000	\$	30,000	\$	-	410,039	\$	410,039
NIAR Institute	-	770.82	770.82	\$	79,001,349	\$	79,001,349	\$	92,507,444	\$	92,507,444	\$	27,200,000	171,508,793	\$	198,708,793
National Institute for Digital Transformation	-	47.55	47.55	\$	4,866,596	\$	4,866,596	\$	2,389,902	\$	2,389,902	\$	-	7,256,498	\$	7,256,498
Strategic Initiatives Institute	-	10.25	10.25	\$	3,238,236	\$	3,238,236	\$	334,475	\$	334,475	\$	-	3,572,711	\$	3,572,711
<b>Total - Industry and Defense Programs</b>	-	877.69	877.69	\$	92,366,825	\$	92,366,825	\$	98,339,297	\$	98,339,297	\$	27,200,000	197,912,419	\$	225,114,419
<b>Research</b>																
Research Administration	17.77	3.61	21.38	\$	438,244	\$	438,244	\$	221,196	\$	221,196	\$	1,590,537	660,440	\$	2,250,977
Research	-	183.26	183.26	\$	20,111,962	\$	20,111,962	\$	206,281,395	\$	206,281,395	\$	-	216,393,357	\$	216,393,357
<b>Total - Research</b>	17.77	186.88	204.65	\$	20,551,206	\$	20,551,206	\$	227,472,591	\$	227,472,591	\$	1,590,537	227,053,797	\$	228,644,334
<b>Student Affairs</b>																
Student Affairs	31.00	95.35	126.35	\$	2,877,837	\$	2,877,837	\$	832,478	\$	832,478	\$	3,710,316	25,781,601	\$	29,491,916
<b>Total - Student Affairs</b>	31.00	95.35	126.35	\$	2,877,837	\$	2,877,837	\$	832,478	\$	832,478	\$	3,710,316	25,781,601	\$	29,491,916
<b>Total - All Divisions</b>	<b>1,303.84</b>	<b>1,618.21</b>	<b>2,923.05</b>	<b>\$</b>	<b>130,568,647</b>	<b>\$</b>	<b>130,568,647</b>	<b>\$</b>	<b>109,230,950</b>	<b>\$</b>	<b>109,230,950</b>	<b>\$</b>	<b>239,799,598</b>	<b>554,504,822</b>	<b>\$</b>	<b>794,304,420</b>

**Wichita State University**  
**Table VI - Leaves of Absence, FY 2025**

<b>Name</b>	<b>Rank</b>	<b>Department</b>	<b>Period of Leave</b>	<b>Purpose of Leave</b>
Suhair (Sue) Abdinnour	Professor	FREDS	Spring 2025	1) Ethnic Entrepreneurship: Continue my research with Drs. Robert Weems and Jay Price on the topic of "Ethnic Entrepreneurship" or non-white businesses in Wichita. We received a grant from KU for this research as part of the larger "Stories for All" Digital Storytelling project. We plan to write a paper on this topic and submit it to an elite interdisciplinary journal. 2) Work in Progress Projects. I have two projects on the topics of "Global Entrepreneurship Monitor" (with co-authors) and "Twitter Sentiment Analysis". I need to finish the work, write the papers, and submit them to high quality journals. 3) Attend conferences to present my work in progress, get feedback on my research and learn about current research topics. Attend seminars and workshops on Analytics and Artificial Intelligence (AI).
Neal Allen	Associate Professor	Political Science	Fall 2024	Further scholarly agenda in American and British politics. Leave from teaching will support international research travel for data gathering, analysis of that data and data already collected, and public scholarship based on my expertise. Also will process and analyze my departments archival collection of American presidential campaign buttons, to support future public display and scholarly presentation.
Abu Asaduzzaman	Associate Professor	Electrical & Computer Engineering	Spring 2025	Conduct collaborative research with researchers at Argonne National Laboratory (ANL) to develop Exascale computing solutions using PETSc and DMNetwork libraries. Develop and submit joint proposals with ANL, host researchers to external grant agencies on real-time parallel computing and related areas.
Amy Chesser	Professor	Public Health Sciences	Spring 2025	Conduct novel research with the aim to reduce ageism through intergenerational interviews of older adults who survived the 2004 catastrophic tsunami in Chennai, India. Engage in formal and informal teaching and mentorship of a diverse population of international communication students with respect to, but not limited to, qualitative interview methods.
Hussein Hamdeh	Professor	Mathematics & Statistics	Fall 2024	Selective conversion of carbon dioxide to oxygenates using Fe-based bimetallic and ternary metals as Catalysts. Catalytic hydrogenation of carbon dioxide to liquid fuels has attracted considerable interest, as an alternative to conventional refining of crude oil. A potential way to use CO <sub>2</sub> as the carbon source for the production of fuels and chemicals is the hydrogenation of CO <sub>2</sub> via Fischer-Tropsch (FT) synthesis.
Jens Kreinath	Associate Professor	Anthropology	Academic Year	Primary academic part, conclude the publication of a book project titled Mimetic Synesthesia and the Aesthetics of Interrituality: Shared Saint Veneration among Arab Alawites and Orthodox Christians in Hatay. Primary applied part is related to the earthquake on Feb 6, 2023 which destroyed most of present-day Antioch adding some urgency to the project.
Hyuck Kwon	Professor	Electrical & Computer Engineering	Fall 2024	To improve future project funding probability, publication quality, and teach materials: For example, to submit an NSF collaboration proposal; to submit a joint conference paper; and a joint journal paper. Perform research and submit a joint collaboration proposal on the beyond-fifth-generation (B5G) network security with professor at ECE, George Mason University.

**Wichita State University**  
**Table VI - Leaves of Absence, FY 2025**

<b>Name</b>	<b>Rank</b>	<b>Department</b>	<b>Period of Leave</b>	<b>Purpose of Leave</b>
Chengzong Pang	Associate Professor	Electrical & Computer Engineering	Spring 2025	Initiate and establish a close relationship with Eaton Corporate Research and Technology. Provide a foundation for future research collaborations. Develop innovative teaching materials, new lecture resources that integrate the latest research findings and methodologies.
Atul Rai	Associate Professor	Accountancy	Fall 2024	Examine option markets in European countries and how they affect the quality and quantity of financial information issued by companies for investors.
Nickolas Solomey	Professor	Mathematics & Statistics	Spring 2025	Spacecraft preparation, launch, operations and first data analysis.
Sam Taylor	Associate Professor	English	Academic Year	Complete a final draft of fourth book, Report from the Invisible City. This investigates questions of identity, race, ethnicity, and the diaspora(s), particularly exploring Jewish history and Black American history, sometimes through the lens of a of family and personal history.
Mary Waters	Professor	English	Fall 2024	Research, edit, encode, and publish literacy critical essays by early British women writers.



**Wichita State University**  
**Table VII - Changes in Academic Rank, FY 2025**

<b>Name</b>	<b>Department</b>
<b><u>Promotion to Professor</u></b>	
Visvakumar Aravinthan	Electrical and Computer Engineering
Abu Asaduzzaman	Electrical and Computer Engineering
Kim Cluff	Biomedical Engineering
Nils Hakansson	Biomedical Engineering
David Hunsicker	Music
Kelly St. Pierre	Music
Sam Taylor	English
Alexandre Shvartsburg	Chemistry
<b><u>Promotion to Associate Professor</u></b>	
Angela Beeler	ISLE
Philip Mullins	ISLE
Seth Cockrell	Marketing
Enkhsaikhan Boldsaikhan	ISME
Yongkuk Lee	Biomedical Engineering
David Long	Biomedical Engineering
Wujun Si	ISME
David MacDonald	Music
James Pisano	Music
Jamie Harrington	Nursing
Benjamin Kirby	Communication Sciences and Disorders
Brian Amos	Political Science
Alexandra Middlewood	Political Science
Min Xiao	Elliott School of Communication
William Weare	Library

**Wichita State University**  
**Table VIII - Faculty Awards, FY 2025**

<b>Name</b>	<b>Department</b>
<b><u>Professor Incentive Awards</u></b>	
Kim Wilson	ISLE
Usha Haley	Management
William Miles	Economics
Vis Madhavan	ISME
James Steck	Aerospace Engineering
Barbara Smith	Physical Therapy
Dinorah Azpuru	Political Science
Robert Owens	History
Mark Schneegurt	Biological Sciences
<b><u>Academy for Effective Teaching Awards</u></b>	
Manira Rani	Electrical and Computer Engineering

**Wichita State University**  
**Table IX - Non-Tenure Promotions, FY 2025**

<u>Name</u>	<u>Department</u>
<b><u>Promotion to Associate Teaching Professor</u></b>	
Kristin Sherwood	ISLE
Huabo Lu	Computing
Linda Moody	Public Health Sciences
Shanin Peck	Dental Hygiene
Angie Storrer	Nursing
Alexandra Gallegos	Mathematics and Statistics
Julie Henderson	MCLL
Jessica Newman	Elliott School of Communication
<b><u>Promotion to Professor</u></b>	
Jennifer Celso	Physical Therapy
Theresa Cooper	Nursing
Jolynn Dowling	Nursing
Stephanie Nicks	Nursing
Veronica Ramos Blanford	Nursing
Sarah Taylor	Public Health Sciences
Rhonda Williams	Nursing
Breann Gilkey	Social Work
Aimee Leisy	English
Stacey Popejoy	Social Work
<b><u>Professor Incentive Awards</u></b>	
Amy Drassen Ham	Public Health Sciences

**Wichita State University**  
**Fiscal Year 2025 Annual Operating Budget**

**Instruction Program**  
**Program Code 42000**

**Instruction Program Definition**

The Instruction Program includes expenditures for all activities that are part of the University's instruction component. Expenditures for organizational (departmental) research and public service that are not separately budgeted are included in this program. The Instruction Program excludes expenditures for academic instruction when the primary assignment is administration. An example is the salary of an academic dean. However, expenditures for organizational (departmental) chairpersons and administrators for whom instruction is the primary role are included. The Instruction Program is further divided into two sub-programs: General Academic Instruction (42011) and Summer Session (42015).

**Instruction Program Budget Units**

Barton School of Business  
College of Applied Studies  
College of Engineering  
College of Fine Arts

College of Health Professions  
Fairmount College of Liberal Arts and Sciences  
Miscellaneous Instruction  
Summer Session

**Wichita State University**  
**Fiscal Year 2025 Annual Operating Budget**

**Instruction Program**  
**Program Code 42000**

**Barton School of Business**  
**Instruction Program Budget Units**

School of Accountancy  
Economics  
Barton School Graduate Programs  
Marketing  
Management  
Finance, Real Estate & Decision Sciences

Barton School Operations  
Executive Master in Business Administration  
Barton School Faculty Development  
Institute for Study of Economic Growth  
Barton School Undergrad Recruiting  
Business Operations and Analytics Lab

**W.S.U ANNUAL BUDGET**  
**102001 - School of Accountancy**  
**For Fiscal Year 2025**

Account Code	Position Number	Name or Account Description	Months	2025 Adopted	
				Budget FTE	Amount
<b>USS SALARIES</b>					
<b>1000 USS Salaries-Permanent</b>					
	999911	Office Coordinator Sprankle, M <i>\$5,691 of this position is funded from restricted use sources.</i>	12	1.00	41,538
<b>Total USS Salaries</b>				<b>1.00</b>	<b>41,538</b>
<b>Total USS Salaries by Fund</b>					
A0003		GU State General Fund		0.86	35,846
D10026		RU School of Accountancy		0.14	5,691
<b>Total USS Salaries by Fund</b>				<b>1.00</b>	<b>41,538</b>
<b>UNCLASSIFIED SALARIES</b>					
<b>1100 Unclassified Salaries-Permanent (Including 1105 - Stipend)</b>					
	993840	Assistant Professor Rahiminejad Ranjbar, Sina <i>\$5,346 of this position is funded from restricted use sources.</i>	9	1.00	171,700
	994635	Assistant Professor in Accounting Yang, Liu <i>\$19,079 of this position is funded from restricted use sources.</i>	9	1.00	171,700
	995118	Regier, Carr, and Monroe Faculty Fellow in Accountancy and Senior Educator Zellers, Laura <i>\$1,400 of this position is funded from restricted use sources.</i>	12	1.00	130,634
	997827	Allen, Gibbs and Houlik Faculty Fellow in Accounting and Senior Educator Flores, Michael <i>\$6,160 of this position is funded from restricted use sources.</i>	12	1.00	137,290
	997919	Associate Professor Rai, Atul	9	1.00	148,186
	998262	Associate Educator O'Sullivan, Patricia	9	1.00	99,201
	998494	W. Frank Barton Distinguished Chair in Business and Professor Quirin, Jeffrey <i>\$147,331 of this position is funded from restricted use sources.</i>	9	1.00	168,649
	998527	Director of School of Accountancy and Associate Professor Porter, Christine <i>\$20,254 of this position is funded from restricted use sources.</i>	10	1.00	202,541
	1115	Unclassified Salaries-Add'l Comp			93,000
	1180	Unclassified Salaries-Lecturer			35,000
<b>Total Unclassified Salaries</b>				<b>8.00</b>	<b>1,357,901</b>
<b>Total Unclassified Salaries by Fund</b>					
A0003		GU State General Fund		6.83	1,030,331
A2000		GU General Fees Fund		-	18,000
D10026		RU School of Accountancy		1.17	309,570
<b>Total Unclassified Salaries by Fund</b>				<b>8.00</b>	<b>1,357,901</b>
<b>STUDENT ASSISTANTS AND BENEFITS</b>					
	1200	Student Salaries-Regular			24,000
	1690	Shrinkage			(31,260)

**W.S.U ANNUAL BUDGET**  
**102001 - School of Accountancy**  
**For Fiscal Year 2025**

Account Code	Position Number	Name or Account Description	Months	2025 Adopted	
				Budget FTE	Amount
1760		State Leave Pymt Assessment			10,084
1810		KPERS Retirement			4,744
1830		Regents Retirement			112,456
1850		TIAA Disability			13,652
1911		Medicare			19,580
1912		OASDI			81,874
1750		Dependent Health Insurance			35,006
1950		Single Group Health Insurance			75,206
1970		Workers Compensation			3,831
1980		Unemployment Compensation			816
<b>Total Students and Fringe Benefits</b>					<b>349,989</b>
<b>Total Students and Fringe Benefits by Fund</b>					
<b>Total Students and Fringe Benefits</b>					<b>349,989</b>
<b>Total Salaries and Fringe Benefits</b>				<b>9.00</b>	<b>1,749,428</b>
<b>Total Salaries and Fringe Benefits by Fund</b>					
A0003		GU State General Fund		7.69	1,318,760
A2000		GU General Fees Fund		-	20,793
D10026		RU School of Accountancy		1.31	409,875
<b>Total Salaries and Fringe Benefits</b>				<b>9.00</b>	<b>1,749,428</b>
<b>OTHER OPERATING EXPENDITURES (OOE)</b>					
7C		Contractual Services			3,715
7F		Commodities			2,550
7H		Capital Outlay			-
<b>Total OOE</b>					<b>6,265</b>
<b>Total OOE by Fund</b>					
D10026		RU School of Accountancy			6,265
<b>Total OOE by Fund</b>					<b>6,265</b>
<b>Total FTE and Expenditures</b>				<b>9.00</b>	<b>1,755,693</b>
<b>Total FTE and Expenditures by Fund</b>					
A0003		GU State General Fund		7.69	1,318,760
A2000		GU General Fees Fund		-	20,793
D10026		RU School of Accountancy		1.31	416,140
<b>Total FTE and Expenditures by Fund</b>				<b>9.00</b>	<b>1,755,693</b>

**W.S.U ANNUAL BUDGET  
102004 - Economics  
For Fiscal Year 2025**

Account Code	Position Number	Name or Account Description	Months	2025 Adopted	
				Budget FTE	Amount
<b>USS SALARIES</b>					
<b>1000 USS Salaries-Permanent</b>					
<b>Total USS Salaries</b>				-	-
<b>Total USS Salaries by Fund</b>					
<b>Total USS Salaries by Fund</b>				-	-
<b>UNCLASSIFIED SALARIES</b>					
<b>1100 Unclassified Salaries-Permanent (Including 1105 - Stipend)</b>					
993032		Unclassified Prof Teach 9 mo Vacant		1.00	70,000
<i>This position is fully funded from restricted use sources.</i>					
996201		Associate Professor Wang, Siyu	9	1.00	128,575
<i>This position is fully funded from restricted use sources.</i>					
996305		Associate Director, Institute for the Study of Economic Growth and Associate Educator Bradley, Patricia	12	0.96	110,511
<i>This position is fully funded from restricted use sources.</i>					
997214		Assistant Professor Zhu, Xiaoyang	9	1.00	103,525
<i>\$11,422 of this position is funded from restricted use sources.</i>					
997480		Assistant Professor Devereaux, Abigail	9	1.00	123,525
<i>This position is fully funded from restricted use sources.</i>					
997847		Associate Professor & Moore Professorship Pelkowski, Jodi	9	1.00	115,724
<i>\$6,000 of this position is funded from restricted use sources.</i>					
998482		Professor and H. Russell Bomhoff Endowed Professorship in Business Miles, William	9	1.00	156,420
<i>\$20,000 of this position is funded from restricted use sources.</i>					
998483		Office Coordinator McDonald, Christina	12	1.00	42,058
<i>\$5,255 of this position is funded from restricted use sources.</i>					
998485		Director of the Center for Economic Education and Senior Educator Wolcutt, Janet	12	1.00	116,137
998488		Chairperson and Associate Professor Cheng, Jen-Chi	10	1.00	130,141
1115		Unclassified Salaries-Add'l Comp			65,000
1140		Grad Assistants-Other			18,000
<b>Total Unclassified Salaries</b>				<b>9.96</b>	<b>1,179,616</b>
<b>Total Unclassified Salaries by Fund</b>					
A0003		GU State General Fund		4.70	529,224
A2000		GU General Fees Fund		0.89	92,103
D10027		RU Economics		4.37	558,288
<b>Total Unclassified Salaries by Fund</b>				<b>9.96</b>	<b>1,179,616</b>



**W.S.U ANNUAL BUDGET**  
**102004 - Economics**  
**For Fiscal Year 2025**

Account Code	Position Number	Name or Account Description	Months	2025 Adopted	
				Budget FTE	Amount
<b>STUDENT ASSISTANTS AND BENEFITS</b>					
1200		Student Salaries-Regular			8,000
1690		Shrinkage			(17,983)
1760		State Leave Pymt Assessment			8,501
1830		Regents Retirement			92,795
1850		TIAA Disability			11,624
1911		Medicare			16,416
1912		OASDI			70,175
1750		Dependent Health Insurance			21,879
1950		Single Group Health Insurance			74,799
1970		Workers Compensation			3,231
1980		Unemployment Compensation			698
<b>Total Students and Fringe Benefits</b>					<b>290,135</b>
<b>Total Students and Fringe Benefits by Fund</b>					
A0003		GU State General Fund			123,297
A2000		GU General Fees Fund			26,021
D10027		RU Economics			140,818
<b>Total Students and Fringe Benefits</b>					<b>290,135</b>
<b>Total Salaries and Fringe Benefits</b>				<b>9.96</b>	<b>1,469,751</b>
<b>Total Salaries and Fringe Benefits by Fund</b>					
A0003		GU State General Fund	4.70		652,521
A2000		GU General Fees Fund	0.89		118,124
D10027		RU Economics	4.37		699,106
<b>Total Salaries and Fringe Benefits</b>				<b>9.96</b>	<b>1,469,751</b>
<b>OTHER OPERATING EXPENDITURES (OOE)</b>					
7C		Contractual Services			3,344
7F		Commodities			1,175
7H		Capital Outlay			300
<b>Total OOE</b>					<b>4,819</b>
<b>Total OOE by Fund</b>					
D10027		RU Economics			4,819
<b>Total OOE by Fund</b>					<b>4,819</b>
<b>Total FTE and Expenditures</b>				<b>9.96</b>	<b>1,474,570</b>
<b>Total FTE and Expenditures by Fund</b>					
A0003		GU State General Fund	4.70		652,521
A2000		GU General Fees Fund	0.89		118,124
D10027		RU Economics	4.37		703,925
<b>Total FTE and Expenditures by Fund</b>				<b>9.96</b>	<b>1,474,570</b>

**W.S.U ANNUAL BUDGET**  
**102008 - Barton School Graduate Programs**  
**For Fiscal Year 2025**

Account Code	Position Number	Name or Account Description	Months	2025 Adopted	
				Budget FTE	Amount
<b>USS SALARIES</b>					
<b>1000 USS Salaries-Permanent</b>					
<b>Total USS Salaries</b>				-	-
<b>Total USS Salaries by Fund</b>					
<b>Total USS Salaries by Fund</b>				-	-
<b>UNCLASSIFIED SALARIES</b>					
<b>1100 Unclassified Salaries-Permanent (Including 1105 - Stipend)</b>					
994732		Graduate Program Specialist Ordonez, Deborah	12	1.00	42,619
<i>This position is fully funded from restricted use sources.</i>					
997139		Associate Dean, Barton School of Business & Associate Professor Broberg, John	12	1.00	177,354
997282		Director Strategic Enrollment Student Services, College Cockrell, Stephanie	12	1.00	70,397
<i>This position is fully funded from restricted use sources.</i>					
998541		Academic Advisor and Scholarship Coordinator Henry, Nedra	12	1.00	49,621
<i>\$9,801 of this position is funded from restricted use sources.</i>					
1115		Unclassified Salaries-Add'l Comp			-
1140		Grad Assistants-Other			32,000
<b>Total Unclassified Salaries</b>				<b>4.00</b>	<b>371,991</b>
<b>Total Unclassified Salaries by Fund</b>					
A0003		GU State General Fund		1.80	217,174
D10030		RU Barton School Graduate Programs		2.20	146,817
D11273		RU Cargill Partnership		-	8,000
<b>Total Unclassified Salaries by Fund</b>				<b>4.00</b>	<b>371,991</b>
<b>STUDENT ASSISTANTS AND BENEFITS</b>					
1200		Student Salaries-Regular			7,000
1690		Shrinkage			(6,330)
1760		State Leave Pymt Assessment			2,680
1830		Regents Retirement			28,903
1850		TIAA Disability			3,403
1911		Medicare			4,840
1912		OASDI			20,614
1750		Dependent Health Insurance			4,376
1950		Single Group Health Insurance			37,602
1970		Workers Compensation			1,021
1980		Unemployment Compensation			223
<b>Total Students and Fringe Benefits</b>					<b>104,332</b>
<b>Total Students and Fringe Benefits by Fund</b>					
A0003		GU State General Fund			54,062
D10030		RU Barton School Graduate Programs			50,185
D11273		RU Cargill Partnership			85
<b>Total Students and Fringe Benefits</b>					<b>104,332</b>
<b>Total Salaries and Fringe Benefits</b>				<b>4.00</b>	<b>476,323</b>
<b>Total Salaries and Fringe Benefits by Fund</b>					
A0003		GU State General Fund		1.80	271,236
D10030		RU Barton School Graduate Programs		2.20	197,002

**W.S.U ANNUAL BUDGET**  
**102008 - Barton School Graduate Programs**  
**For Fiscal Year 2025**

Account Code	Position Number	Name or Account Description	Months	2025 Adopted	
				Budget FTE	Amount
	D11273	RU Cargill Partnership		-	8,085
<b>Total Salaries and Fringe Benefits</b>				<b>4.00</b>	<b>476,323</b>
<b>OTHER OPERATING EXPENDITURES (OOE)</b>					
	7C	Contractual Services			77,885
	7F	Commodities			7,250
	7L	Grants Claims & Shared Revenue			30,000
<b>Total OOE</b>					<b>115,135</b>
<b>Total OOE by Fund</b>					
	D10030	RU Barton School Graduate Programs			84,145
	D11273	RU Cargill Partnership			5,290
	D11675	RU Executive Education Program			25,700
<b>Total OOE by Fund</b>					<b>115,135</b>
<b>Total FTE and Expenditures</b>				<b>4.00</b>	<b>591,458</b>
<b>Total FTE and Expenditures by Fund</b>					
	A0003	GU State General Fund		1.80	271,236
	D10030	RU Barton School Graduate Programs		2.20	281,147
	D11273	RU Cargill Partnership		-	13,375
	D11675	RU Executive Education Program		-	25,700
<b>Total FTE and Expenditures by Fund</b>				<b>4.00</b>	<b>591,458</b>

**W.S.U ANNUAL BUDGET  
102092 - Marketing  
For Fiscal Year 2025**

Account Code	Position Number	Name or Account Description	Months	2025 Adopted	
				Budget FTE	Amount
<b>USS SALARIES</b>					
<b>1000 USS Salaries-Permanent</b>					
<b>Total USS Salaries</b>				-	-
<b>Total USS Salaries by Fund</b>					
<b>Total USS Salaries by Fund</b>				-	-
<b>UNCLASSIFIED SALARIES</b>					
<b>1100 Unclassified Salaries-Permanent (Including 1105 - Stipend)</b>					
991913	Instructor 9 Month Vacant			1.00	100,000
	<i>This position is fully funded from restricted use sources.</i>				
995150	Chair and Assistant Professor in Marketing Cockrell, Seth		10	1.00	150,134
	<i>\$29,427 of this position is funded from restricted use sources.</i>				
996154	Senior Associate Dean and Associate Professor in Marketing Nagel, Duane		12	0.22	42,232
	<i>This position is fully funded from restricted use sources.</i>				
997306	Assistant Professor of Marketing Aghaie, Sina		9	1.00	126,276
	<i>\$64,151 of this position is funded from restricted use sources.</i>				
997675	Assistant Professor of Marketing Ziegler, Alexander		9	1.00	126,276
997825	Professor 9 Month Martin, Charles		9	1.00	153,849
998332	Executive Director, Engagement and Prominence/Senior Educator Harpool, Dorothy		12	1.00	110,121
998517	Assistant Professor Matthews, Andrea		9	1.00	128,059
1115	Unclassified Salaries-Add'l Comp				25,000
1180	Unclassified Salaries-Lecturer				75,000
1130	Grad Assistants-Research				16,000
1140	Grad Assistants-Other				-
<b>Total Unclassified Salaries</b>				<b>7.22</b>	<b>1,052,947</b>
<b>Total Unclassified Salaries by Fund</b>					
A0003	GU State General Fund			4.30	574,861
A2000	GU General Fees Fund			1.00	126,276
D10033	RU Marketing			1.93	351,810
<b>Total Unclassified Salaries by Fund</b>				<b>7.22</b>	<b>1,052,947</b>
<b>STUDENT ASSISTANTS AND BENEFITS</b>					
1200	Student Salaries-Regular				-
1690	Shrinkage				(20,325)
1760	State Leave Pymt Assessment				7,587
1830	Regents Retirement				73,272
1850	TIAA Disability				9,625
1911	Medicare				14,654
1912	OASDI				62,397
1750	Dependent Health Insurance				17,503

**W.S.U ANNUAL BUDGET**  
**102092 - Marketing**  
**For Fiscal Year 2025**

Account Code	Position Number	Name or Account Description	Months	2025 Adopted	
				Budget FTE	Amount
1950		Single Group Health Insurance			58,496
1970		Workers Compensation			2,881
1980		Unemployment Compensation			621
<b>Total Students and Fringe Benefits</b>					<b>226,711</b>
<b>Total Students and Fringe Benefits by Fund</b>					
A0003		GU State General Fund			141,049
A2000		GU General Fees Fund			28,744
D10033		RU Marketing			56,918
<b>Total Students and Fringe Benefits</b>					<b>226,711</b>
<b>Total Salaries and Fringe Benefits</b>				<b>7.22</b>	<b>1,279,658</b>
<b>Total Salaries and Fringe Benefits by Fund</b>					
A0003		GU State General Fund		4.30	715,910
A2000		GU General Fees Fund		1.00	155,020
D10033		RU Marketing		1.93	408,728
<b>Total Salaries and Fringe Benefits</b>				<b>7.22</b>	<b>1,279,658</b>
<b>OTHER OPERATING EXPENDITURES (OOE)</b>					
7C		Contractual Services			12,060
7F		Commodities			2,989
7H		Capital Outlay			575
<b>Total OOE</b>					<b>15,624</b>
<b>Total OOE by Fund</b>					
D10033		RU Marketing			15,624
<b>Total OOE by Fund</b>					<b>15,624</b>
<b>Total FTE and Expenditures</b>				<b>7.22</b>	<b>1,295,282</b>
<b>Total FTE and Expenditures by Fund</b>					
A0003		GU State General Fund		4.30	715,910
A2000		GU General Fees Fund		1.00	155,020
D10033		RU Marketing		1.93	424,352
<b>Total FTE and Expenditures by Fund</b>				<b>7.22</b>	<b>1,295,282</b>

**W.S.U ANNUAL BUDGET  
102093 - Management  
For Fiscal Year 2025**

Account Code	Position Number	Name or Account Description	Months	2025 Adopted	
				Budget FTE	Amount
<b>USS SALARIES</b>					
<b>1000 USS Salaries-Permanent</b>					
<b>Total USS Salaries</b>				-	-
<b>Total USS Salaries by Fund</b>					
<b>Total USS Salaries by Fund</b>				-	-
<b>UNCLASSIFIED SALARIES</b>					
<b>1100 Unclassified Salaries-Permanent (Including 1105 - Stipend)</b>					
993099		Assistant Professor Carvalho Da Mota, Eric Gustavo <i>This position is fully funded from restricted use sources.</i>	9	1.00	144,230
995171		W. Frank Barton Distinguished Chair in Entrepreneurship and Professor Chandler, Gaylen <i>\$77,265 of this position is funded from restricted use sources.</i>	9	1.00	189,108
995174		W. Frank Barton Distinguished Chair in International Business, Director of the Center for International Business Advancement, & Professor Venkatesan, Usha <i>\$30,000 of this position is funded from restricted use sources.</i>	9	1.00	197,401
995887		Assistant Professor of Entrepreneurship/Strategic Management Srivastava, Smita <i>This position is fully funded from restricted use sources.</i>	9	1.00	129,407
996045		Clinical Associate Professor of Management Rutti, Raina <i>\$78,136 of this position is funded from restricted use sources.</i>	9	1.00	99,631
997233		Assistant Professor in Human Resources Terry, Ryan <i>\$16,060 of this position is funded from restricted use sources.</i>	9	1.00	125,210
997539		Senior Educator Kung-McIntyre, Kate	12	1.00	113,708
997768		Associate Educator Rawson, Brian	9	1.00	81,827
998444		Chairperson & Professor Markova, Gergana	10	1.00	165,949
998509		Associate Professor McLeod, Michael	9	1.00	126,778
998514		Professor Chand, Masud	9	1.00	145,552
998521		W. Frank Barton Distinguished Chair in Business and Professor Farmer, Steven <i>\$33,000 of this position is funded from restricted use sources.</i>	9	1.00	200,684
998539		R.P. Clinton Distinguished Professor of Management Graham, Gerald <i>\$38,371 of this position is funded from restricted use sources.</i>	9	1.00	166,086

**W.S.U ANNUAL BUDGET  
102093 - Management  
For Fiscal Year 2025**

Account Code	Position Number	Name or Account Description	Months	2025 Adopted	
				Budget FTE	Amount
	999156	Clinical Associate Professor of Management Stone, Christopher	9	1.00	99,757
		<i>\$23,203 of this position is funded from restricted use sources.</i>			
	1115	Unclassified Salaries-Add'l Comp			200,000
	1180	Unclassified Salaries-Lecturer			28,000
	1130	Grad Assistants-Research			-
		<b>Total Unclassified Salaries</b>		<b>14.00</b>	<b>2,213,328</b>
		<b>Total Unclassified Salaries by Fund</b>			
	A0003	GU State General Fund		9.68	1,394,162
	A2000	GU General Fees Fund		0.22	21,495
	D10034	RU Management		4.10	797,671
		<b>Total Unclassified Salaries by Fund</b>		<b>14.00</b>	<b>2,213,328</b>
<b>STUDENT ASSISTANTS AND BENEFITS</b>					
	1200	Student Salaries-Regular			-
	1690	Shrinkage			(40,836)
	1760	State Leave Pymt Assessment			15,947
	1830	Regents Retirement			185,766
	1850	TIAA Disability			21,864
	1911	Medicare			31,227
	1912	OASDI			130,557
	1750	Dependent Health Insurance			39,382
	1950	Single Group Health Insurance			131,609
	1970	Workers Compensation			6,055
	1980	Unemployment Compensation			1,306
		<b>Total Students and Fringe Benefits</b>			<b>522,877</b>
		<b>Total Students and Fringe Benefits by Fund</b>			
	A0003	GU State General Fund			328,978
	A2000	GU General Fees Fund			5,312
	D10034	RU Management			188,587
		<b>Total Students and Fringe Benefits</b>			<b>522,877</b>
		<b>Total Salaries and Fringe Benefits</b>		<b>14.00</b>	<b>2,736,205</b>
		<b>Total Salaries and Fringe Benefits by Fund</b>			
	A0003	GU State General Fund		9.68	1,723,140
	A2000	GU General Fees Fund		0.22	26,807
	D10034	RU Management		4.10	986,258
		<b>Total Salaries and Fringe Benefits</b>		<b>14.00</b>	<b>2,736,205</b>
<b>OTHER OPERATING EXPENDITURES (OOE)</b>					
	7C	Contractual Services			7,315
	7F	Commodities			400
		<b>Total OOE</b>			<b>7,715</b>
		<b>Total OOE by Fund</b>			
	D10034	RU Management			7,715
		<b>Total OOE by Fund</b>			<b>7,715</b>
		<b>Total FTE and Expenditures</b>		<b>14.00</b>	<b>2,743,920</b>
		<b>Total FTE and Expenditures by Fund</b>			
	A0003	GU State General Fund		9.68	1,723,140
	A2000	GU General Fees Fund		0.22	26,807
	D10034	RU Management		4.10	993,973
		<b>Total FTE and Expenditures by Fund</b>		<b>14.00</b>	<b>2,743,920</b>

**W.S.U ANNUAL BUDGET**  
**102094 - Finance Real Estate & Decision Sci**  
**For Fiscal Year 2025**

Account Code	Position Number	Name or Account Description	Months	2025 Adopted	
				Budget FTE	Amount
<b>USS SALARIES</b>					
<b>1000 USS Salaries-Permanent</b>					
<b>Total USS Salaries</b>				-	-
<b>Total USS Salaries by Fund</b>					
<b>Total USS Salaries by Fund</b>				-	-
<b>UNCLASSIFIED SALARIES</b>					
<b>1100 Unclassified Salaries-Permanent (Including 1105 - Stipend)</b>					
991070		Clinical Associate Professor Keeler, Justin <i>\$29,764 of this position is funded from restricted use sources.</i>	9	1.00	119,054
991071		Senior Educator in MIS Vacant <i>This position is fully funded from restricted use sources.</i>		1.00	100,000
991496		Assistant Professor in Management Information Systems (MIS) Najjar, Mohammad <i>\$75,189 of this position is funded from restricted use sources.</i>	9	1.00	129,407
992029		Assistant Professor in Business Analytics Gruetzemacher, Richard <i>\$37,527 of this position is funded from restricted use sources.</i>	9	1.00	150,111
992914		Assistant Professor in Supply Chain Management Vacant <i>This position is fully funded from restricted use sources.</i>		1.00	135,000
992952		Assistant Professor in MSBA Vacant <i>\$36,250 of this position is funded from restricted use sources.</i>		1.00	145,000
993994		Assistant Professor 9 month Cho, Na Rea <i>\$34,087 of this position is funded from restricted use sources.</i>	9	1.00	136,350
994047		Senior Educator in Supply Chain Vacant <i>\$38,552 of this position is funded from restricted use sources.</i>		1.00	100,000
994125		Assistant Professor in Business Analytics Nasir, Murtaza <i>\$36,234 of this position is funded from restricted use sources.</i>	9	1.00	144,935
994996		Office Coordinator Rittmueller, Tracy <i>This position is fully funded from restricted use sources.</i>	12	1.00	42,453
997073		Assistant Professor of MIS Mirsadikov, Akmal	9	1.00	124,780
998246		Assistant Teaching Professor of Business Law Gilstrap, Richard <i>\$11,837 of this position is funded from restricted use sources.</i>	9	1.00	86,728
998446		Associate Professor and Director of the Koch Global Trading Center			



**W.S.U ANNUAL BUDGET**  
**102094 - Finance Real Estate & Decision Sci**  
**For Fiscal Year 2025**

Account Code	Position Number	Name or Account Description	Months	2025 Adopted	
				Budget FTE	Amount
		Craft, Timothy	9	1.00	135,549
	998489	Professor Muthitacharoen, Achita	9	1.00	152,637
	998491	Associate Professor May, Anthony	9	1.00	156,480
	998500	Senior Educator of Finance Eilts, Frederick	9	1.00	101,377
	998505	Chair and Professor Barut, Mehmet <i>\$58,262 of this position is funded from restricted use sources.</i>	10	1.00	178,944
	998506	Professor, Stephen L Clark Chair in Real Estate and Finance, Director of the Center for Real Estate Longhofer, Stanley <i>\$20,131 of this position is funded from restricted use sources.</i>	9	1.00	168,635
	998507	Associate Professor Boehme, Rodney	9	1.00	136,943
	998513	Professor and Omer Professor in Business Abdinnour, Suhair <i>\$20,000 of this position is funded from restricted use sources.</i>	9	1.00	189,571
	998519	Associate Professor Tartaroglu, Semih	9	1.00	143,618
	1115	Unclassified Salaries-Add'l Comp			200,000
	1180	Unclassified Salaries-Lecturer			175,000
	1130	Grad Assistants-Research			56,000
		<b>Total Unclassified Salaries</b>		<b>21.00</b>	<b>3,208,572</b>
		<b>Total Unclassified Salaries by Fund</b>			
	A0003	GU State General Fund		6.64	907,308
	A2000	GU General Fees Fund		8.46	1,194,977
	D10035	RU Finance Real Est & Dec Sci		5.90	1,106,287
		<b>Total Unclassified Salaries by Fund</b>		<b>21.00</b>	<b>3,208,572</b>
<b>STUDENT ASSISTANTS AND BENEFITS</b>					
	1200	Student Salaries-Regular			800
	1690	Shrinkage			(59,342)
	1760	State Leave Pymt Assessment			23,114
	1830	Regents Retirement			212,308
	1850	TIAA Disability			29,789
	1911	Medicare			45,028
	1912	OASDI			191,381
	1750	Dependent Health Insurance			35,006
	1950	Single Group Health Insurance			141,008
	1970	Workers Compensation			8,776
	1980	Unemployment Compensation			1,912
		<b>Total Students and Fringe Benefits</b>			<b>629,780</b>
		<b>Total Students and Fringe Benefits by Fund</b>			
	A0003	GU State General Fund			190,834
	A2000	GU General Fees Fund			249,843
	D10035	RU Finance Real Est & Dec Sci			189,103
		<b>Total Students and Fringe Benefits</b>			<b>629,780</b>
		<b>Total Salaries and Fringe Benefits</b>		<b>21.00</b>	<b>3,838,352</b>
		<b>Total Salaries and Fringe Benefits by Fund</b>			

**W.S.U ANNUAL BUDGET**  
**102094 - Finance Real Estate & Decision Sci**  
**For Fiscal Year 2025**

Account Code	Position Number	Name or Account Description	Months	2025 Adopted	
				Budget FTE	Amount
A0003		GU State General Fund		6.64	1,098,142
A2000		GU General Fees Fund		8.46	1,444,820
D10035		RU Finance Real Est & Dec Sci		5.90	1,295,390
<b>Total Salaries and Fringe Benefits</b>				<b>21.00</b>	<b>3,838,352</b>
<b>OTHER OPERATING EXPENDITURES (OOE)</b>					
	7C	Contractual Services			14,385
	7F	Commodities			3,325
	7H	Capital Outlay			400
<b>Total OOE</b>					<b>18,110</b>
<b>Total OOE by Fund</b>					
	A2000	GU General Fees Fund			-
	D10035	RU Finance Real Est & Dec Sci			18,110
<b>Total OOE by Fund</b>					<b>18,110</b>
<b>Total FTE and Expenditures</b>				<b>21.00</b>	<b>3,856,462</b>
<b>Total FTE and Expenditures by Fund</b>					
	A0003	GU State General Fund		6.64	1,098,142
	A2000	GU General Fees Fund		8.46	1,444,820
	D10035	RU Finance Real Est & Dec Sci		5.90	1,313,500
<b>Total FTE and Expenditures by Fund</b>				<b>21.00</b>	<b>3,856,462</b>

**W.S.U ANNUAL BUDGET  
102096 - Barton School Operations  
For Fiscal Year 2025**

Account Code	Position Number	Name or Account Description	Months	2025 Adopted	
				Budget FTE	Amount
<b>USS SALARIES</b>					
<b>1000 USS Salaries-Permanent</b>					
<b>Total USS Salaries</b>				-	-
<b>Total USS Salaries by Fund</b>					
<b>Total USS Salaries by Fund</b>				-	-
<b>UNCLASSIFIED SALARIES</b>					
<b>1100 Unclassified Salaries-Permanent (Including 1105 - Stipend)</b>					
<b>Total Unclassified Salaries</b>				-	-
<b>Total Unclassified Salaries by Fund</b>					
<b>Total Unclassified Salaries by Fund</b>				-	-
<b>STUDENT ASSISTANTS AND BENEFITS</b>					
<b>Total Students and Fringe Benefits</b>				-	-
<b>Total Students and Fringe Benefits by Fund</b>					
<b>Total Students and Fringe Benefits</b>				-	-
<b>Total Salaries and Fringe Benefits</b>				-	-
<b>Total Salaries and Fringe Benefits by Fund</b>					
<b>Total Salaries and Fringe Benefits</b>				-	-
<b>OTHER OPERATING EXPENDITURES (OOE)</b>					
7C		Contractual Services			151,875
7F		Commodities			2,800
7H		Capital Outlay			4,000
7L		Grants Claims & Shared Revenue			8,000
7V		Miscellaneous Non Expense			550
7Z		Transfers Out			3,522,397
<b>Total OOE</b>				<b>3,689,622</b>	
<b>Total OOE by Fund</b>					
D10036		RU Barton School Operations			3,689,622
<b>Total OOE by Fund</b>				<b>3,689,622</b>	
<b>Total FTE and Expenditures</b>				-	<b>3,689,622</b>
<b>Total FTE and Expenditures by Fund</b>					
D10036		RU Barton School Operations		-	3,689,622
<b>Total FTE and Expenditures by Fund</b>				-	<b>3,689,622</b>

**W.S.U ANNUAL BUDGET**  
**102619 - Executive MBA**  
**For Fiscal Year 2025**

Account Code	Position Number	Name or Account Description	Months	2025 Adopted	
				Budget FTE	Amount
<b>USS SALARIES</b>					
<b>1000 USS Salaries-Permanent</b>					
<b>Total USS Salaries</b>				-	-
<b>Total USS Salaries by Fund</b>					
<b>Total USS Salaries by Fund</b>				-	-
<b>UNCLASSIFIED SALARIES</b>					
<b>1100 Unclassified Salaries-Permanent (Including 1105 - Stipend)</b>					
1115		Unclassified Salaries-Add'l Comp			100,000
1140		Grad Assistants-Other			10,000
<b>Total Unclassified Salaries</b>				-	<b>110,000</b>
<b>Total Unclassified Salaries by Fund</b>					
D10041		RU Executive MBA		-	110,000
<b>Total Unclassified Salaries by Fund</b>				-	<b>110,000</b>
<b>STUDENT ASSISTANTS AND BENEFITS</b>					
1760		State Leave Pymt Assessment			792
1830		Regents Retirement			8,500
1850		TIAA Disability			1,000
1911		Medicare			1,450
1912		OASDI			6,200
1970		Workers Compensation			301
1980		Unemployment Compensation			66
<b>Total Students and Fringe Benefits</b>				-	<b>18,309</b>
<b>Total Students and Fringe Benefits by Fund</b>					
D10041		RU Executive MBA		-	18,309
<b>Total Students and Fringe Benefits</b>				-	<b>18,309</b>
<b>Total Salaries and Fringe Benefits</b>				-	<b>128,309</b>
<b>Total Salaries and Fringe Benefits by Fund</b>					
D10041		RU Executive MBA		-	128,309
<b>Total Salaries and Fringe Benefits</b>				-	<b>128,309</b>
<b>OTHER OPERATING EXPENDITURES (OOE)</b>					
7C		Contractual Services			45,000
7F		Commodities			14,000
<b>Total OOE</b>				-	<b>59,000</b>
<b>Total OOE by Fund</b>					
D10041		RU Executive MBA		-	59,000
D10738		RU EMBA 2019 Cohort		-	-
<b>Total OOE by Fund</b>				-	<b>59,000</b>
<b>Total FTE and Expenditures</b>				-	<b>187,309</b>
<b>Total FTE and Expenditures by Fund</b>					
D10041		RU Executive MBA		-	187,309
D10738		RU EMBA 2019 Cohort		-	-
<b>Total FTE and Expenditures by Fund</b>				-	<b>187,309</b>

**W.S.U ANNUAL BUDGET**  
**102322 - Barton School Faculty Development**  
**For Fiscal Year 2025**

Account Code	Position Number	Name or Account Description	Months	2025 Adopted	
				Budget FTE	Amount
<b>USS SALARIES</b>					
<b>1000 USS Salaries-Permanent</b>					
<b>Total USS Salaries</b>				-	-
<b>Total USS Salaries by Fund</b>					
<b>Total USS Salaries by Fund</b>				-	-
<b>UNCLASSIFIED SALARIES</b>					
<b>1100 Unclassified Salaries-Permanent (Including 1105 - Stipend)</b>					
<b>Total Unclassified Salaries</b>				-	-
<b>Total Unclassified Salaries by Fund</b>					
<b>Total Unclassified Salaries by Fund</b>				-	-
<b>STUDENT ASSISTANTS AND BENEFITS</b>					
<b>Total Students and Fringe Benefits</b>				-	-
<b>Total Students and Fringe Benefits by Fund</b>					
<b>Total Students and Fringe Benefits</b>				-	-
<b>Total Salaries and Fringe Benefits</b>				-	-
<b>Total Salaries and Fringe Benefits by Fund</b>					
<b>Total Salaries and Fringe Benefits</b>				-	-
<b>OTHER OPERATING EXPENDITURES (OOE)</b>					
7C Contractual Services				69,000	
7H Capital Outlay				-	
<b>Total OOE</b>				<b>69,000</b>	
<b>Total OOE by Fund</b>					
D11174 RU Barton Sch Faculty Development				69,000	
<b>Total OOE by Fund</b>				<b>69,000</b>	
<b>Total FTE and Expenditures</b>				-	<b>69,000</b>
<b>Total FTE and Expenditures by Fund</b>					
D11174 RU Barton Sch Faculty Development				-	69,000
<b>Total FTE and Expenditures by Fund</b>				-	<b>69,000</b>

**W.S.U ANNUAL BUDGET**  
**102210 - Inst for Study of Economic Growth**  
**For Fiscal Year 2025**

Account Code	Position Number	Name or Account Description	Months	2025 Adopted	
				Budget FTE	Amount
<b>USS SALARIES</b>					
<b>1000 USS Salaries-Permanent</b>					
<b>Total USS Salaries</b>				-	-
<b>Total USS Salaries by Fund</b>					
<b>Total USS Salaries by Fund</b>				-	-
<b>UNCLASSIFIED SALARIES</b>					
<b>1100 Unclassified Salaries-Permanent (Including 1105 - Stipend)</b>					
996305		Associate Director, Institute for the Study of Economic Growth and Associate Educator Bradley, Patricia	12	0.04	5,000
<i>This position is fully funded from restricted use sources.</i>					
<b>Total Unclassified Salaries</b>				<b>0.04</b>	<b>5,000</b>
<b>Total Unclassified Salaries by Fund</b>					
D11398		RU Barton School ISEG		0.04	5,000
<b>Total Unclassified Salaries by Fund</b>				<b>0.04</b>	<b>5,000</b>
<b>STUDENT ASSISTANTS AND BENEFITS</b>					
1200		Student Salaries-Regular			24,000
1760		State Leave Pymt Assessment			36
1830		Regents Retirement			426
1850		TIAA Disability			50
1911		Medicare			73
1912		OASDI			309
1950		Single Group Health Insurance			407
1970		Workers Compensation			14
1980		Unemployment Compensation			3
<b>Total Students and Fringe Benefits</b>					<b>25,318</b>
<b>Total Students and Fringe Benefits by Fund</b>					
D11398		RU Barton School ISEG			25,318
<b>Total Students and Fringe Benefits</b>					<b>25,318</b>
<b>Total Salaries and Fringe Benefits</b>				<b>0.04</b>	<b>30,318</b>
<b>Total Salaries and Fringe Benefits by Fund</b>					
D11398		RU Barton School ISEG		0.04	30,318
<b>Total Salaries and Fringe Benefits</b>				<b>0.04</b>	<b>30,318</b>
<b>OTHER OPERATING EXPENDITURES (OOE)</b>					
7C		Contractual Services			16,600
7F		Commodities			-
7H		Capital Outlay			-
<b>Total OOE</b>					<b>16,600</b>
<b>Total OOE by Fund</b>					
D11398		RU Barton School ISEG			16,600
<b>Total OOE by Fund</b>					<b>16,600</b>
<b>Total FTE and Expenditures</b>				<b>0.04</b>	<b>46,918</b>
<b>Total FTE and Expenditures by Fund</b>					
D11398		RU Barton School ISEG		0.04	46,918
<b>Total FTE and Expenditures by Fund</b>				<b>0.04</b>	<b>46,918</b>

**W.S.U ANNUAL BUDGET**  
**102218 - Barton School Undergrad Recruiting**  
**For Fiscal Year 2025**

Account Code	Position Number	Name or Account Description	Months	2025 Adopted	
				Budget FTE	Amount
<b>USS SALARIES</b>					
<b>1000 USS Salaries-Permanent</b>					
<b>Total USS Salaries</b>				-	-
<b>Total USS Salaries by Fund</b>					
<b>Total USS Salaries by Fund</b>				-	-
<b>UNCLASSIFIED SALARIES</b>					
<b>1100 Unclassified Salaries-Permanent (Including 1105 - Stipend)</b>					
1130		Grad Assistants-Research		-	-
<b>Total Unclassified Salaries</b>				-	-
<b>Total Unclassified Salaries by Fund</b>					
D11374		RU Barton School Underg Recruiting		-	-
<b>Total Unclassified Salaries by Fund</b>				-	-
<b>STUDENT ASSISTANTS AND BENEFITS</b>					
1760		State Leave Pymt Assessment		-	-
1970		Workers Compensation		-	-
<b>Total Students and Fringe Benefits</b>				-	-
<b>Total Students and Fringe Benefits by Fund</b>					
D11374		RU Barton School Underg Recruiting		-	-
<b>Total Students and Fringe Benefits</b>				-	-
<b>Total Salaries and Fringe Benefits</b>				-	-
<b>Total Salaries and Fringe Benefits by Fund</b>					
D11374		RU Barton School Underg Recruiting		-	-
<b>Total Salaries and Fringe Benefits</b>				-	-
<b>OTHER OPERATING EXPENDITURES (OOE)</b>					
7C		Contractual Services			4,050
7F		Commodities			-
7H		Capital Outlay			-
<b>Total OOE</b>					<b>4,050</b>
<b>Total OOE by Fund</b>					
D11374		RU Barton School Underg Recruiting			4,050
<b>Total OOE by Fund</b>					<b>4,050</b>
<b>Total FTE and Expenditures</b>				-	<b>4,050</b>
<b>Total FTE and Expenditures by Fund</b>					
D11374		RU Barton School Underg Recruiting		-	4,050
<b>Total FTE and Expenditures by Fund</b>				-	<b>4,050</b>

**W.S.U ANNUAL BUDGET**  
**102371 - Business Oper and Analytics Lab**  
**For Fiscal Year 2025**

Account Code	Position Number	Name or Account Description	Months	2025 Adopted	
				Budget FTE	Amount
<b>USS SALARIES</b>					
<b>1000 USS Salaries-Permanent</b>					
<b>Total USS Salaries</b>				-	-
<b>Total USS Salaries by Fund</b>					
<b>Total USS Salaries by Fund</b>				-	-
<b>UNCLASSIFIED SALARIES</b>					
<b>1100 Unclassified Salaries-Permanent (Including 1105 - Stipend)</b>					
1180		Unclassified Salaries-Lecturer		-	
1140		Grad Assistants-Other			8,000
<b>Total Unclassified Salaries</b>				-	<b>8,000</b>
<b>Total Unclassified Salaries by Fund</b>					
D11146		RU Bus Oper and Analytics Lab		-	8,000
<b>Total Unclassified Salaries by Fund</b>				-	<b>8,000</b>
<b>STUDENT ASSISTANTS AND BENEFITS</b>					
1760		State Leave Pymt Assessment			58
1911		Medicare			-
1912		OASDI			-
1970		Workers Compensation			22
1980		Unemployment Compensation			5
<b>Total Students and Fringe Benefits</b>					<b>85</b>
<b>Total Students and Fringe Benefits by Fund</b>					
D11146		RU Bus Oper and Analytics Lab			85
<b>Total Students and Fringe Benefits</b>					<b>85</b>
<b>Total Salaries and Fringe Benefits</b>				-	<b>8,085</b>
<b>Total Salaries and Fringe Benefits by Fund</b>					
D11146		RU Bus Oper and Analytics Lab		-	8,085
<b>Total Salaries and Fringe Benefits</b>				-	<b>8,085</b>
<b>OTHER OPERATING EXPENDITURES (OOE)</b>					
7C		Contractual Services			110
7F		Commodities			350
<b>Total OOE</b>					<b>460</b>
<b>Total OOE by Fund</b>					
D11146		RU Bus Oper and Analytics Lab			460
<b>Total OOE by Fund</b>					<b>460</b>
<b>Total FTE and Expenditures</b>				-	<b>8,545</b>
<b>Total FTE and Expenditures by Fund</b>					
D11146		RU Bus Oper and Analytics Lab		-	8,545
<b>Total FTE and Expenditures by Fund</b>				-	<b>8,545</b>



**Wichita State University**  
**Fiscal Year 2025 Annual Operating Budget**

**Barton School of Business**  
**General Academic Instruction Program**

**Instruction Budget Summary**

<u>Expenditures</u>	<u>General Use Funds</u>				<u>Restricted Use Funds</u>	<u>Total Budget</u>	<u>% of Total Budget</u>
	<u>State General Fund</u>	<u>General Fees (Tuition) Fund</u>	<u>Total</u>	<u>% of General Use Budget</u>			
<b>Salaries and Fringe Benefits</b>							
University Support Staff Salaries	\$ 35,846	\$ -	\$ 35,846	0.5%	\$ 5,691	\$ 41,538	0.3%
Unclassified Salaries	4,653,060	1,452,851	6,105,911	80.9%	3,388,444	9,494,355	78.2%
Student Salaries	-	-	-	0.0%	39,800	39,800	0.3%
Fringe Benefits	1,225,677	353,914	1,579,592	20.9%	698,818	2,278,410	18.8%
Shrinkage	(134,875)	(41,201)	(176,076)	-2.3%	-	(176,076)	-1.5%
<b>Subtotal Salaries and Fringe Benefits</b>	<b>\$ 5,779,709</b>	<b>\$ 1,765,564</b>	<b>\$ 7,545,273</b>	<b>100.0%</b>	<b>\$ 4,132,753</b>	<b>\$ 11,678,026</b>	<b>96.2%</b>
<b>Other Operating Expenditures</b>	<b>\$ -</b>	<b>\$ -</b>	<b>\$ -</b>	<b>0.0%</b>	<b>\$ 462,343</b>	<b>\$ 462,343</b>	<b>3.8%</b>
<b>Total Instruction Budget</b>	<b>\$ 5,779,709</b>	<b>\$ 1,765,564</b>	<b>\$ 7,545,273</b>	<b>100.0%</b>	<b>\$ 4,595,096</b>	<b>\$ 12,140,369</b>	<b>100.0%</b>

**Instruction Budget Summary by Organization**

<u>Organization</u>	<u>FTE</u>	<u>General Use Funds</u>	<u>% of General Use Funds</u>	<u>Restricted Use Funds</u>	<u>% of Restricted Use Fund</u>	<u>Total Funds</u>	<u>% of Total Funds</u>
School of Accountancy	9.00	\$ 1,339,553	17.8%	\$ 416,140	9.1%	\$ 1,755,693	14.5%
Economics	9.96	770,645	10.2%	703,925	15.3%	1,474,570	12.1%
Graduate Studies in Business	4.00	271,236	3.6%	320,222	7.0%	591,458	4.9%
Marketing	7.22	870,930	11.5%	424,352	9.2%	1,295,282	10.7%
Management	14.00	1,749,947	23.2%	993,973	21.6%	2,743,920	22.6%
Finance, Real Estate and Decision Sciences	21.00	2,542,962	33.7%	1,313,500	28.6%	3,856,462	31.8%
Barton School Operations	-	-	0.0%	166,675	3.6%	166,675	1.4%
Barton School Lecturers	-	-	0.0%	-	0.0%	-	0.0%
Executive Master in Business Administration	-	-	0.0%	187,309	4.1%	187,309	1.5%
Barton School Out of State Travel	-	-	0.0%	69,000	1.5%	69,000	0.6%
<b>Total Instruction Budget</b>	<b>65.18</b>	<b>\$ 7,545,273</b>	<b>100.0%</b>	<b>\$ 4,595,096</b>	<b>100.0%</b>	<b>\$ 12,140,369</b>	<b>100.0%</b>

Summary excludes nonreportable expenditures

**Wichita State University**  
**Fiscal Year 2025 Annual Operating Budget**

**Instruction Program**  
**Program Code 42000**

**College of Applied Studies**  
**Instruction Program Budget Units**

School of Education

Applied Studies Contingency

Human Performance Studies

CASA

ISLE

Human Performance Studies Equipment

Sport Management

Teacher Apprentice Program (TAP)

WSU Esports Varsity

NISS ISLE

TALS

**W.S.U ANNUAL BUDGET  
102009 - School of Education  
For Fiscal Year 2025**

Account Code	Position Number	Name or Account Description	Months	2025 Adopted	
				Budget FTE	Amount
<b>USS SALARIES</b>					
<b>1000 USS Salaries-Permanent</b>					
<b>Total USS Salaries</b>				-	-
<b>Total USS Salaries by Fund</b>					
<b>Total USS Salaries by Fund</b>				-	-
<b>UNCLASSIFIED SALARIES</b>					
<b>1100 Unclassified Salaries-Permanent (Including 1105 - Stipend)</b>					
993770		Assistant Professor of Middle/Secondary Mathematics Neihaus, Aubrey	9	1.00	60,635
993775		Assistant Educator Butler, Olivia <i>\$17,803 of this position is funded from restricted use sources.</i>	9	1.00	51,896
995007		Department Chair and Associate Professor Rife, Aaron	12	1.00	94,557
996860		Academic Program Specialist Holle, Sherri	12	0.63	27,754
997167		Professor Bergman, Daniel	9	1.00	82,257
997649		Associate Teaching Professor Vacant <i>\$28,956 of this position is funded from restricted use sources.</i>		1.00	62,710
997832		Assistant Educator Folkerts, Robin	9	1.00	50,847
997833		School Liason Burks, Danya <i>This position is fully funded from restricted use sources.</i>	9	0.70	33,230
998064		Associate Educator Opalewski, Victoria	9	1.00	55,925
998350		Professor Cramer, Katherine	9	1.00	82,130
998367		Professor Heilman, Elizabeth	9	1.00	82,140
998392		Professor Alagic, Mara	9	1.00	83,843
998432		Associate Professor Byun, Jaehwan	9	1.00	66,142
998438		Professor Liu, Fuchang	9	1.00	82,257
998455		Assistant Teaching Professor/Elementary Education Program Chair Vacant		1.00	60,000
998470		Assistant Professor Elementary Education			

**W.S.U ANNUAL BUDGET  
102009 - School of Education  
For Fiscal Year 2025**

Account Code	Position Number	Name or Account Description	Months	2025 Adopted	
				Budget FTE	Amount
		Lee, Sun Young	9	1.00	62,674
	999891	Office Coordinator Wehby, Maria	12	1.00	43,514
	1110	Uncl-Salaries-Seasonal and Temp			15,000
	1115	Unclassified Salaries-Add'l Comp			4,000
	1190	Unclassified Salaries-Vacation			-
	1160	Unclass Sal-OT/Comp/AHR			-
<b>Total Unclassified Salaries</b>				<b>16.33</b>	<b>1,101,511</b>
<b>Total Unclassified Salaries by Fund</b>					
	A0003	GU State General Fund		4.63	288,088
	A2000	GU General Fees Fund		10.20	714,434
	D10048	RU Curriculum and Instruction		1.50	98,989
<b>Total Unclassified Salaries by Fund</b>				<b>16.33</b>	<b>1,101,511</b>
<b>STUDENT ASSISTANTS AND BENEFITS</b>					
	1200	Student Salaries-Regular			5,000
	1210	Student Salaries-WS-WSU Match			-
	1220	Student Sal-Workstudy Federal			-
	1690	Shrinkage			(30,371)
	1760	State Leave Pymt Assessment			7,942
	1830	Regents Retirement			81,930
	1850	TIAA Disability			10,875
	1911	Medicare			15,268
	1912	OASDI			65,261
	1750	Dependent Health Insurance			39,376
	1950	Single Group Health Insurance			122,202
	1970	Workers Compensation			3,018
	1980	Unemployment Compensation			643
<b>Total Students and Fringe Benefits</b>					<b>321,144</b>
<b>Total Students and Fringe Benefits by Fund</b>					
	A0003	GU State General Fund			85,281
	A2000	GU General Fees Fund			218,515
	D10048	RU Curriculum and Instruction			17,348
	R40041	Federal Work Study Program			-
<b>Total Students and Fringe Benefits</b>					<b>321,144</b>
<b>Total Salaries and Fringe Benefits</b>				<b>16.33</b>	<b>1,422,655</b>
<b>Total Salaries and Fringe Benefits by Fund</b>					
	A0003	GU State General Fund		4.63	373,369
	A2000	GU General Fees Fund		10.20	932,949
	D10048	RU Curriculum and Instruction		1.50	116,337
	R40041	Federal Work Study Program		-	-
<b>Total Salaries and Fringe Benefits</b>				<b>16.33</b>	<b>1,422,655</b>
<b>OTHER OPERATING EXPENDITURES (OOE)</b>					
	7C	Contractual Services			64,210
	7F	Commodities			2,600
<b>Total OOE</b>					<b>66,810</b>
<b>Total OOE by Fund</b>					
	A2000	GU General Fees Fund			24,642
	D10048	RU Curriculum and Instruction			42,168
<b>Total OOE by Fund</b>					<b>66,810</b>
<b>Total FTE and Expenditures</b>				<b>16.33</b>	<b>1,489,465</b>
<b>Total FTE and Expenditures by Fund</b>					
	A0003	GU State General Fund		4.63	373,369
	A2000	GU General Fees Fund		10.20	957,591
	D10048	RU Curriculum and Instruction		1.50	158,505

**W.S.U ANNUAL BUDGET  
102009 - School of Education  
For Fiscal Year 2025**

Account Code	Position Number	Name or Account Description	Months	2025 Adopted	
				Budget FTE	Amount
	R40041	Federal Work Study Program		-	-
<b>Total FTE and Expenditures by Fund</b>				<b>16.33</b>	<b>1,489,465</b>

**W.S.U ANNUAL BUDGET**  
**102013 - Applied Studies Contingency**  
**For Fiscal Year 2025**

Account Code	Position Number	Name or Account Description	Months	2025 Adopted	
				Budget FTE	Amount
<b>USS SALARIES</b>					
<b>1000 USS Salaries-Permanent</b>					
<b>Total USS Salaries</b>				-	-
<b>Total USS Salaries by Fund</b>					
<b>Total USS Salaries by Fund</b>				-	-
<b>UNCLASSIFIED SALARIES</b>					
<b>1100 Unclassified Salaries-Permanent (Including 1105 - Stipend)</b>					
	997762	Associate Professor Vacant		1.00	45,762
	998431	Professor Vacant		1.00	44,135
<b>Total Unclassified Salaries</b>				<b>2.00</b>	<b>89,897</b>
<b>Total Unclassified Salaries by Fund</b>					
A2000		GU General Fees Fund		2.00	89,897
<b>Total Unclassified Salaries by Fund</b>				<b>2.00</b>	<b>89,897</b>
<b>STUDENT ASSISTANTS AND BENEFITS</b>					
	1690	Shrinkage			(2,249)
	1760	State Leave Pymt Assessment			648
	1850	TIAA Disability			900
	1911	Medicare			1,304
	1912	OASDI			5,575
	1970	Workers Compensation			246
	1980	Unemployment Compensation			55
<b>Total Students and Fringe Benefits</b>					<b>6,479</b>
<b>Total Students and Fringe Benefits by Fund</b>					
A2000		GU General Fees Fund			6,479
<b>Total Students and Fringe Benefits</b>					<b>6,479</b>
<b>Total Salaries and Fringe Benefits</b>				<b>2.00</b>	<b>96,376</b>
<b>Total Salaries and Fringe Benefits by Fund</b>					
A2000		GU General Fees Fund		2.00	96,376
<b>Total Salaries and Fringe Benefits</b>				<b>2.00</b>	<b>96,376</b>
<b>OTHER OPERATING EXPENDITURES (OOE)</b>					
<b>Total OOE</b>					-
<b>Total OOE by Fund</b>					
<b>Total OOE by Fund</b>					-
<b>Total FTE and Expenditures</b>				<b>2.00</b>	<b>96,376</b>
<b>Total FTE and Expenditures by Fund</b>					
A2000		GU General Fees Fund		2.00	96,376
<b>Total FTE and Expenditures by Fund</b>				<b>2.00</b>	<b>96,376</b>

**W.S.U ANNUAL BUDGET  
102015 - Human Performance Studies  
For Fiscal Year 2025**

Account Code	Position Number	Name or Account Description	Months	2025 Adopted	
				Budget FTE	Amount
<b>USS SALARIES</b>					
<b>1000 USS Salaries-Permanent</b>					
	999397	Administrative Specialist Johnson, Stacy	12	1.00	38,397
<b>Total USS Salaries</b>				<b>1.00</b>	<b>38,397</b>
<b>Total USS Salaries by Fund</b>					
A0003		GU State General Fund		1.00	38,397
<b>Total USS Salaries by Fund</b>				<b>1.00</b>	<b>38,397</b>
<b>UNCLASSIFIED SALARIES</b>					
<b>1100 Unclassified Salaries-Permanent (Including 1105 - Stipend)</b>					
	991118	Assistant Professor - Exercise Science Vacant <i>\$26,250 of this position is funded from restricted use sources.</i>		1.00	62,500
	991674	Associate Professor & Program Director of Athletic Training Bomgardner, Richard	12	1.00	84,996
	994128	Assistant Clinical Professor - Exercise Science Cossell, Alexis <i>This position is fully funded from restricted use sources.</i>	9	1.00	50,000
	995024	Associate Professor VanRavenhorst-Bell, Heidi <i>\$15,000 of this position is funded from restricted use sources.</i>	12	1.00	105,489
	997595	Assistant Professor, Athletic Training Sigley, Daniel <i>\$6,251 of this position is funded from restricted use sources.</i>	9	1.00	62,518
	998394	Professor and Research Director of CPAA Rogers, Michael	9	1.00	108,432
	998406	Assistant Professor and Clinical Education Coordinator for Athletic Training Luinstra, Lindsay	9	1.00	59,935
	1115	Unclassified Salaries-Add'l Comp			45,000
	1180	Unclassified Salaries-Lecturer			9,500
	1120	Grad Assistants-Indirect Instruct			6,000
<b>Total Unclassified Salaries</b>				<b>7.00</b>	<b>594,370</b>
<b>Total Unclassified Salaries by Fund</b>					
A0003		GU State General Fund		2.76	255,188
A2000		GU General Fees Fund		2.58	181,181
D10053		RU Human Performance Studies		1.66	158,001
<b>Total Unclassified Salaries by Fund</b>				<b>7.00</b>	<b>594,370</b>
<b>STUDENT ASSISTANTS AND BENEFITS</b>					
	1200	Student Salaries-Regular			5,000
	1690	Shrinkage			(13,754)
	1760	State Leave Pymt Assessment			4,560
	1810	KPERS Retirement			4,385
	1830	Regents Retirement			43,895
	1850	TIAA Disability			6,176
	1911	Medicare			8,861
	1912	OASDI			37,867
	1750	Dependent Health Insurance			8,751

**W.S.U ANNUAL BUDGET**  
**102015 - Human Performance Studies**  
**For Fiscal Year 2025**

Account Code	Position Number	Name or Account Description	Months	2025 Adopted	
				Budget FTE	Amount
1950		Single Group Health Insurance			47,001
1970		Workers Compensation			1,734
1980		Unemployment Compensation			374
<b>Total Students and Fringe Benefits</b>					<b>154,850</b>
<b>Total Students and Fringe Benefits by Fund</b>					
A0003		GU State General Fund			85,340
A2000		GU General Fees Fund			34,225
D10053		RU Human Performance Studies			35,285
<b>Total Students and Fringe Benefits</b>					<b>154,850</b>
<b>Total Salaries and Fringe Benefits</b>				<b>8.00</b>	<b>787,617</b>
<b>Total Salaries and Fringe Benefits by Fund</b>					
A0003		GU State General Fund		3.76	378,925
A2000		GU General Fees Fund		2.58	215,406
D10053		RU Human Performance Studies		1.66	193,286
<b>Total Salaries and Fringe Benefits</b>				<b>8.00</b>	<b>787,617</b>
<b>OTHER OPERATING EXPENDITURES (OOE)</b>					
7C		Contractual Services			37,356
7F		Commodities			7,385
7H		Capital Outlay			11,000
<b>Total OOE</b>					<b>55,741</b>
<b>Total OOE by Fund</b>					
A2000		GU General Fees Fund			14,927
D10053		RU Human Performance Studies			40,814
<b>Total OOE by Fund</b>					<b>55,741</b>
<b>Total FTE and Expenditures</b>				<b>8.00</b>	<b>843,358</b>
<b>Total FTE and Expenditures by Fund</b>					
A0003		GU State General Fund		3.76	378,925
A2000		GU General Fees Fund		2.58	230,333
D10053		RU Human Performance Studies		1.66	234,100
<b>Total FTE and Expenditures by Fund</b>				<b>8.00</b>	<b>843,358</b>



**W.S.U ANNUAL BUDGET  
102018 - CASA  
For Fiscal Year 2025**

Account Code	Position Number	Name or Account Description	Months	2025 Adopted	
				Budget FTE	Amount
<b>USS SALARIES</b>					
<b>1000 USS Salaries-Permanent</b>					
1020		USS Salaries-OT		-	-
		<b>Total USS Salaries</b>		<b>-</b>	<b>-</b>
<b>Total USS Salaries by Fund</b>					
A0003		GU State General Fund		-	-
		<b>Total USS Salaries by Fund</b>		<b>-</b>	<b>-</b>
<b>UNCLASSIFIED SALARIES</b>					
<b>1100 Unclassified Salaries-Permanent (Including 1105 - Stipend)</b>					
994412		Director Academic Advising Vacant		1.00	63,000
995302		Graduation Coordinator and Administrative Specialist Gordon, Justin	12	1.00	36,878
		<i>\$2,332 of this position is funded from restricted use sources.</i>			
997201		Academic Advisor Barnes, Sheri	12	0.90	38,839
997612		Academic Advisor Garrison, Raven	12	1.00	40,483
998461		Director Academic Advising Langley, Sherena	12	1.00	69,384
		<i>This position is fully funded from restricted use sources.</i>			
		<b>Total Unclassified Salaries</b>		<b>4.90</b>	<b>248,584</b>
<b>Total Unclassified Salaries by Fund</b>					
A0003		GU State General Fund		3.84	176,869
D10055		RU Education Support Services		1.06	71,716
		<b>Total Unclassified Salaries by Fund</b>		<b>4.90</b>	<b>248,584</b>
<b>STUDENT ASSISTANTS AND BENEFITS</b>					
1200		Student Salaries-Regular			5,000
1210		Student Salaries-WS-WSU Match			-
1220		Student Sal-Workstudy Federal			-
1690		Shrinkage			(5,058)
1760		State Leave Pymt Assessment			1,792
1810		KPERS Retirement			-
1830		Regents Retirement			15,778
1850		TIAA Disability			2,488
1911		Medicare			3,540
1912		OASDI			15,127
1750		Dependent Health Insurance			4,375
1950		Single Group Health Insurance			28,201
1970		Workers Compensation			683
1980		Unemployment Compensation			149
		<b>Total Students and Fringe Benefits</b>			<b>72,075</b>
<b>Total Students and Fringe Benefits by Fund</b>					
A0003		GU State General Fund			39,859
A2000		GU General Fees Fund			5,000
D10055		RU Education Support Services			27,215
R40041		Federal Work Study Program			-
		<b>Total Students and Fringe Benefits</b>			<b>72,075</b>

**W.S.U ANNUAL BUDGET  
102018 - CASA  
For Fiscal Year 2025**

Account Code	Position Number	Name or Account Description	Months	2025 Adopted	
				Budget FTE	Amount
<b>Total Salaries and Fringe Benefits</b>				<b>4.90</b>	<b>320,659</b>
<b>Total Salaries and Fringe Benefits by Fund</b>					
A0003		GU State General Fund		3.84	216,728
A2000		GU General Fees Fund		-	5,000
D10055		RU Education Support Services		1.06	98,931
R40041		Federal Work Study Program		-	-
<b>Total Salaries and Fringe Benefits</b>				<b>4.90</b>	<b>320,659</b>
<b>OTHER OPERATING EXPENDITURES (OOE)</b>					
7C		Contractual Services			5,000
7F		Commodities			500
7H		Capital Outlay			1,500
<b>Total OOE</b>					<b>7,000</b>
<b>Total OOE by Fund</b>					
A2000		GU General Fees Fund			7,000
D10055		RU Education Support Services			-
<b>Total OOE by Fund</b>					<b>7,000</b>
<b>Total FTE and Expenditures</b>				<b>4.90</b>	<b>327,659</b>
<b>Total FTE and Expenditures by Fund</b>					
A0003		GU State General Fund		3.84	216,728
A2000		GU General Fees Fund		-	12,000
D10055		RU Education Support Services		1.06	98,931
R40041		Federal Work Study Program		-	-
<b>Total FTE and Expenditures by Fund</b>				<b>4.90</b>	<b>327,659</b>

**W.S.U ANNUAL BUDGET  
102019 - ISLE  
For Fiscal Year 2025**

Account Code	Position Number	Name or Account Description	Months	2025 Adopted	
				Budget FTE	Amount
<b>USS SALARIES</b>					
<b>1000 USS Salaries-Permanent</b>					
<b>Total USS Salaries</b>				-	-
<b>Total USS Salaries by Fund</b>					
<b>Total USS Salaries by Fund</b>				-	-
<b>UNCLASSIFIED SALARIES</b>					
<b>1100 Unclassified Salaries-Permanent (Including 1105 - Stipend)</b>					
991024		Academic Advisor Vacant		1.00	43,067
991965		Assistant Professor of Counseling Gregory, Jessica	9	1.00	67,292
993971		Executive Director of Hispanic Serving Initiatives and Assistant Teaching Professor Mata, Sara <i>This position is fully funded from restricted use sources.</i>	12	0.20	22,776
994171		Administrative Specialist Baca, Dyana	12	1.00	37,398
995247		Assistant Clinical Professor-Counseling Brown, Lyndsey	9	1.00	62,115
995445		Assistant Clinical Professor - Counseling Henderson, Christie <i>\$1,515 of this position is funded from restricted use sources.</i>	9	1.00	62,115
996457		Professor in Latinx Studies Torres Rivera, Edil	12	1.00	101,605
997169		Associate Clinical Professor Sherwood, Kristin	9	1.00	57,880
997170		Assistant Clinical Professor Gooch, Deanna	9	1.00	54,401
997210		Associate Professor Bray, Susan	9	1.00	67,142
997831		Associate Professor Beeler, Angela <i>\$13,806 of this position is funded from restricted use sources.</i>	9	1.00	79,588
997841		Assistant Professor, Clinical Mental Health Counseling Maghsoudi, Mahsa	12	1.00	85,874
998112		Department Co-Chair and Associate Professor Mullins, Philip <i>\$31,467 of this position is funded from restricted use sources.</i>	12	1.00	95,577
998192		Assistant Clinical Professor - School Psychology Bieker, LaKaya <i>\$3,535 of this position is funded from restricted use sources.</i>	9	1.00	65,650
998393		Professor			

**W.S.U ANNUAL BUDGET  
102019 - ISLE  
For Fiscal Year 2025**

Account Code	Position Number	Name or Account Description	Months	2025 Adopted	
				Budget FTE	Amount
		Patterson, Jean	9	1.00	96,898
	998401	Assistant Educator Vacant		1.00	60,000
	998423	Assistant Professor Sherif, Victoria	9	1.00	64,440
	998439	Associate Professor Li, Jason	9	1.00	66,936
	998451	Associate Professor Herron, Jason	9	1.00	65,743
	998460	Associate Professor Latavietz, Beatrice	9	1.00	65,504
	998463	Assistant Professor Thompson, Valerie <i>\$10,478 of this position is funded from restricted use sources.</i>	9	1.00	62,866
	998464	Assistant Professor, School Psychology Nuhfer, Margarita <i>\$13,817 of this position is funded from restricted use sources.</i>	9	1.00	72,720
	998605	Department Co-Chair & Professor Fiorini, Jody	12	1.00	116,175
	1115	Unclassified Salaries-Add'l Comp			50,000
	1180	Unclassified Salaries-Lecturer			-
	1140	Grad Assistants-Other			-
<b>Total Unclassified Salaries</b>				<b>22.20</b>	<b>1,623,762</b>
<b>Total Unclassified Salaries by Fund</b>					
	A0003	GU State General Fund		9.50	673,951
	A2000	GU General Fees Fund		11.57	802,417
	D10056	RU Counseling, Educ & Sch Psych		1.14	147,394
	D11715	RU Teacher Apprentice Program-TAP		-	-
<b>Total Unclassified Salaries by Fund</b>				<b>22.20</b>	<b>1,623,762</b>
<b>STUDENT ASSISTANTS AND BENEFITS</b>					
	1200	Student Salaries-Regular			5,000
	1210	Student Salaries-WS-WSU Match			-
	1220	Student Sal-Workstudy Federal			-
	1690	Shrinkage			(44,091)
	1760	State Leave Pymt Assessment			11,706
	1810	KPERS Retirement			7,095
	1830	Regents Retirement			123,992
	1850	TIAA Disability			16,252
	1911	Medicare			23,122
	1912	OASDI			98,823
	1750	Dependent Health Insurance			35,879
	1752	Healthy Kids Health Insurance			-
	1950	Single Group Health Insurance			171,086
	1970	Workers Compensation			4,450
	1980	Unemployment Compensation			970
<b>Total Students and Fringe Benefits</b>					<b>454,284</b>
<b>Total Students and Fringe Benefits by Fund</b>					
	A0003	GU State General Fund			188,989
	A2000	GU General Fees Fund			228,881
	D10056	RU Counseling, Educ & Sch Psych			36,414
	D11715	RU Teacher Apprentice Program-TAP			-
	R40041	Federal Work Study Program			-

**W.S.U ANNUAL BUDGET  
102019 - ISLE  
For Fiscal Year 2025**

Account Code	Position Number	Name or Account Description	Months	2025 Adopted	
				Budget FTE	Amount
<b>Total Students and Fringe Benefits</b>					<b>454,284</b>
<b>Total Salaries and Fringe Benefits</b>				<b>22.20</b>	<b>2,078,046</b>
<b>Total Salaries and Fringe Benefits by Fund</b>					
A0003		GU State General Fund		9.50	862,940
A2000		GU General Fees Fund		11.57	1,031,298
D10056		RU Counseling, Educ & Sch Psych		1.14	183,808
D11715		RU Teacher Apprentice Program-TAP		-	-
R40041		Federal Work Study Program		-	-
<b>Total Salaries and Fringe Benefits</b>				<b>22.20</b>	<b>2,078,046</b>
<b>OTHER OPERATING EXPENDITURES (OOE)</b>					
		7C Contractual Services			79,347
		7F Commodities			14,800
		7H Capital Outlay			32,000
		7Z Transfers Out			22,000
<b>Total OOE</b>					<b>148,147</b>
<b>Total OOE by Fund</b>					
A2000		GU General Fees Fund			34,623
D10056		RU Counseling, Educ & Sch Psych			113,524
D11715		RU Teacher Apprentice Program-TAP			-
<b>Total OOE by Fund</b>					<b>148,147</b>
<b>Total FTE and Expenditures</b>				<b>22.20</b>	<b>2,226,193</b>
<b>Total FTE and Expenditures by Fund</b>					
A0003		GU State General Fund		9.50	862,940
A2000		GU General Fees Fund		11.57	1,065,921
D10056		RU Counseling, Educ & Sch Psych		1.14	297,332
D11715		RU Teacher Apprentice Program-TAP		-	-
R40041		Federal Work Study Program		-	-
<b>Total FTE and Expenditures by Fund</b>				<b>22.20</b>	<b>2,226,193</b>

**W.S.U ANNUAL BUDGET  
102020 - Human Performance Studies Equipment  
For Fiscal Year 2025**

Account Code	Position Number	Name or Account Description	Months	2025 Adopted	
				Budget FTE	Amount
<b>USS SALARIES</b>					
<b>1000 USS Salaries-Permanent</b>					
<b>Total USS Salaries</b>				-	-
<b>Total USS Salaries by Fund</b>					
<b>Total USS Salaries by Fund</b>				-	-
<b>UNCLASSIFIED SALARIES</b>					
<b>1100 Unclassified Salaries-Permanent (Including 1105 - Stipend)</b>					
<b>Total Unclassified Salaries</b>				-	-
<b>Total Unclassified Salaries by Fund</b>					
<b>Total Unclassified Salaries by Fund</b>				-	-
<b>STUDENT ASSISTANTS AND BENEFITS</b>					
<b>Total Students and Fringe Benefits</b>				-	-
<b>Total Students and Fringe Benefits by Fund</b>					
<b>Total Students and Fringe Benefits</b>				-	-
<b>Total Salaries and Fringe Benefits</b>				-	-
<b>Total Salaries and Fringe Benefits by Fund</b>					
<b>Total Salaries and Fringe Benefits</b>				-	-
<b>OTHER OPERATING EXPENDITURES (OOE)</b>					
7H Capital Outlay				-	2,000
<b>Total OOE</b>				-	<b>2,000</b>
<b>Total OOE by Fund</b>					
A2000	GU General Fees Fund			-	2,000
<b>Total OOE by Fund</b>				-	<b>2,000</b>
<b>Total FTE and Expenditures</b>				-	<b>2,000</b>
<b>Total FTE and Expenditures by Fund</b>					
A2000	GU General Fees Fund			-	2,000
<b>Total FTE and Expenditures by Fund</b>				-	<b>2,000</b>

**W.S.U ANNUAL BUDGET  
102038 - Sport Management  
For Fiscal Year 2025**

Account Code	Position Number	Name or Account Description	Months	2025 Adopted	
				Budget FTE	Amount
<b>USS SALARIES</b>					
<b>1000 USS Salaries-Permanent</b>					
<b>Total USS Salaries</b>				-	-
<b>Total USS Salaries by Fund</b>					
<b>Total USS Salaries by Fund</b>				-	-
<b>UNCLASSIFIED SALARIES</b>					
<b>1100 Unclassified Salaries-Permanent (Including 1105 - Stipend)</b>					
994984		Assistant Dean-Honors/Assistant Professor Redger Marquardt, Chelsea	10	0.55	41,129
997255		Academic Advisor Moss, Mika <i>\$17,823 of this position is funded from restricted use sources.</i>	12	1.00	44,557
998258		Associate Professor Noble, Jeffrey	9	1.00	68,455
998404		Assistant Professor - Sport Management Ross, Richard	9	1.00	61,477
998411		Associate Professor Kim, Wonyoung	9	1.00	68,351
998414		Department Chair, Professor, Sr. Director - Strategic Initiatives & Special Projects Vermillion, Mark <i>\$10,000 of this position is funded from restricted use sources.</i>	12	1.00	116,896
998458		Associate Dean, Applied Studies Stoldt, G	12	0.43	75,665
998761		Administrative Specialist Steinbach, Dana	12	1.00	38,522
1115		Unclassified Salaries-Add'l Comp			32,293
1180		Unclassified Salaries-Lecturer			10,000
<b>Total Unclassified Salaries</b>				<b>6.98</b>	<b>557,345</b>
<b>Total Unclassified Salaries by Fund</b>					
A0003		GU State General Fund		1.46	148,025
A2000		GU General Fees Fund		5.03	339,204
D10902		RU Sport Management		0.49	70,116
<b>Total Unclassified Salaries by Fund</b>				<b>6.98</b>	<b>557,345</b>
<b>STUDENT ASSISTANTS AND BENEFITS</b>					
1200		Student Salaries-Regular			13,870
1690		Shrinkage			(14,615)
1760		State Leave Pymt Assessment			4,018
1810		KPERS Retirement			4,400
1830		Regents Retirement			43,254
1850		TIAA Disability			5,478
1911		Medicare			7,856
1912		OASDI			33,573
1750		Dependent Health Insurance			19,379
1950		Single Group Health Insurance			46,793
1970		Workers Compensation			1,526

**W.S.U ANNUAL BUDGET**  
**102038 - Sport Management**  
**For Fiscal Year 2025**

Account Code	Position Number	Name or Account Description	Months	2025 Adopted	
				Budget FTE	Amount
1980		Unemployment Compensation			330
<b>Total Students and Fringe Benefits</b>					<b>165,862</b>
<b>Total Students and Fringe Benefits by Fund</b>					
A0003		GU State General Fund			45,171
A2000		GU General Fees Fund			98,844
D10902		RU Sport Management			21,847
<b>Total Students and Fringe Benefits</b>					<b>165,862</b>
<b>Total Salaries and Fringe Benefits</b>				<b>6.98</b>	<b>723,207</b>
<b>Total Salaries and Fringe Benefits by Fund</b>					
A0003		GU State General Fund		1.46	193,196
A2000		GU General Fees Fund		5.03	438,048
D10902		RU Sport Management		0.49	91,963
<b>Total Salaries and Fringe Benefits</b>				<b>6.98</b>	<b>723,207</b>
<b>OTHER OPERATING EXPENDITURES (OOE)</b>					
7C		Contractual Services			19,440
7F		Commodities			3,933
7H		Capital Outlay			697
7Z		Transfers Out			-
<b>Total OOE</b>					<b>24,070</b>
<b>Total OOE by Fund</b>					
A2000		GU General Fees Fund			12,033
D10902		RU Sport Management			12,037
<b>Total OOE by Fund</b>					<b>24,070</b>
<b>Total FTE and Expenditures</b>				<b>6.98</b>	<b>747,277</b>
<b>Total FTE and Expenditures by Fund</b>					
A0003		GU State General Fund		1.46	193,196
A2000		GU General Fees Fund		5.03	450,081
D10902		RU Sport Management		0.49	104,000
<b>Total FTE and Expenditures by Fund</b>				<b>6.98</b>	<b>747,277</b>



**W.S.U ANNUAL BUDGET**  
**102404 - Teacher Apprentice Program (TAP)**  
**For Fiscal Year 2025**

Account Code	Position Number	Name or Account Description	Months	2025 Adopted	
				Budget FTE	Amount
<b>USS SALARIES</b>					
<b>1000 USS Salaries-Permanent</b>					
<b>Total USS Salaries</b>				-	-
<b>Total USS Salaries by Fund</b>					
<b>Total USS Salaries by Fund</b>				-	-
<b>UNCLASSIFIED SALARIES</b>					
<b>1100 Unclassified Salaries-Permanent (Including 1105 - Stipend)</b>					
<b>Total Unclassified Salaries</b>				-	-
<b>Total Unclassified Salaries by Fund</b>					
<b>Total Unclassified Salaries by Fund</b>				-	-
<b>STUDENT ASSISTANTS AND BENEFITS</b>					
<b>Total Students and Fringe Benefits</b>				-	-
<b>Total Students and Fringe Benefits by Fund</b>					
<b>Total Students and Fringe Benefits</b>				-	-
<b>Total Salaries and Fringe Benefits</b>				-	-
<b>Total Salaries and Fringe Benefits by Fund</b>					
<b>Total Salaries and Fringe Benefits</b>				-	-
<b>OTHER OPERATING EXPENDITURES (OOE)</b>					
7C Contractual Services				1,350,000	
<b>Total OOE</b>				<b>1,350,000</b>	
<b>Total OOE by Fund</b>					
A2000		GU General Fees Fund		1,350,000	
<b>Total OOE by Fund</b>				<b>1,350,000</b>	
<b>Total FTE and Expenditures</b>				-	<b>1,350,000</b>
<b>Total FTE and Expenditures by Fund</b>					
A2000		GU General Fees Fund		-	1,350,000
<b>Total FTE and Expenditures by Fund</b>				-	<b>1,350,000</b>

**W.S.U ANNUAL BUDGET  
102212 - WSU ESports Varsity  
For Fiscal Year 2025**

Account Code	Position Number	Name or Account Description	Months	2025 Adopted	
				Budget FTE	Amount
<b>USS SALARIES</b>					
<b>1000 USS Salaries-Permanent</b>					
<b>Total USS Salaries</b>				-	-
<b>Total USS Salaries by Fund</b>					
<b>Total USS Salaries by Fund</b>				-	-
<b>UNCLASSIFIED SALARIES</b>					
<b>1100 Unclassified Salaries-Permanent (Including 1105 - Stipend)</b>					
992894		Director, Esports Program Mazzara, Joseph	12	1.00	64,000
994398		Program Manager Esports Pierce, Avery	12	0.70	24,249
<i>This position is fully funded from restricted use sources.</i>					
1120		Grad Assistants-Indirect Instruct			-
<b>Total Unclassified Salaries</b>				<b>1.70</b>	<b>88,249</b>
<b>Total Unclassified Salaries by Fund</b>					
A2000		GU General Fees Fund		1.00	64,000
D11516		RU Esports Varsity		0.70	24,249
<b>Total Unclassified Salaries by Fund</b>				<b>1.70</b>	<b>88,249</b>
<b>STUDENT ASSISTANTS AND BENEFITS</b>					
1200		Student Salaries-Regular			10,000
1690		Shrinkage			(1,938)
1760		State Leave Pymt Assessment			636
1830		Regents Retirement			7,502
1850		TIAA Disability			883
1911		Medicare			1,267
1912		OASDI			5,413
1950		Single Group Health Insurance			9,400
1970		Workers Compensation			242
1980		Unemployment Compensation			53
<b>Total Students and Fringe Benefits</b>					<b>33,458</b>
<b>Total Students and Fringe Benefits by Fund</b>					
A2000		GU General Fees Fund			29,040
D11516		RU Esports Varsity			4,418
<b>Total Students and Fringe Benefits</b>					<b>33,458</b>
<b>Total Salaries and Fringe Benefits</b>				<b>1.70</b>	<b>121,707</b>
<b>Total Salaries and Fringe Benefits by Fund</b>					
A2000		GU General Fees Fund		1.00	93,040
D11516		RU Esports Varsity		0.70	28,667
<b>Total Salaries and Fringe Benefits</b>				<b>1.70</b>	<b>121,707</b>
<b>OTHER OPERATING EXPENDITURES (OOE)</b>					
7C		Contractual Services			20,183
7F		Commodities			-
7L		Grants Claims & Shared Revenue			35,000
<b>Total OOE</b>					<b>55,183</b>
<b>Total OOE by Fund</b>					
A2000		GU General Fees Fund			6,000
D11516		RU Esports Varsity			49,183
<b>Total OOE by Fund</b>					<b>55,183</b>

**W.S.U ANNUAL BUDGET  
102212 - WSU ESports Varsity  
For Fiscal Year 2025**

Account Code	Position Number	Name or Account Description	Months	2025 Adopted	
				Budget FTE	Amount
<b>Total FTE and Expenditures</b>				<b>1.70</b>	<b>176,890</b>
<b>Total FTE and Expenditures by Fund</b>					
A2000		GU General Fees Fund		1.00	99,040
D11516		RU Esports Varsity		0.70	77,850
<b>Total FTE and Expenditures by Fund</b>				<b>1.70</b>	<b>176,890</b>

**W.S.U ANNUAL BUDGET  
102236 - NISS ISLE  
For Fiscal Year 2025**

Account Code	Position Number	Name or Account Description	Months	2025 Adopted	
				Budget FTE	Amount
<b>USS SALARIES</b>					
<b>1000 USS Salaries-Permanent</b>					
<b>Total USS Salaries</b>				-	-
<b>Total USS Salaries by Fund</b>					
<b>Total USS Salaries by Fund</b>				-	-
<b>UNCLASSIFIED SALARIES</b>					
<b>1100 Unclassified Salaries-Permanent (Including 1105 - Stipend)</b>					
	994883	Outreach and Retention Specialist, Teacher Apprentice Program Dulaney, Alec	12	1.00	50,500
	995057	Clinical Educator & Coordinator, Online Teacher Education Wood, Andrea	12	0.94	87,474
<b>Total Unclassified Salaries</b>				<b>1.94</b>	<b>137,974</b>
<b>Total Unclassified Salaries by Fund</b>					
A0003		GU State General Fund		1.94	137,974
<b>Total Unclassified Salaries by Fund</b>				<b>1.94</b>	<b>137,974</b>
<b>STUDENT ASSISTANTS AND BENEFITS</b>					
	1690	Shrinkage			(4,133)
	1760	State Leave Pymt Assessment			994
	1830	Regents Retirement			11,729
	1850	TIAA Disability			1,380
	1911	Medicare			1,981
	1912	OASDI			8,468
	1950	Single Group Health Insurance			18,242
	1970	Workers Compensation			378
	1980	Unemployment Compensation			83
<b>Total Students and Fringe Benefits</b>					<b>39,122</b>
<b>Total Students and Fringe Benefits by Fund</b>					
A0003		GU State General Fund			39,122
<b>Total Students and Fringe Benefits</b>					<b>39,122</b>
<b>Total Salaries and Fringe Benefits</b>				<b>1.94</b>	<b>177,096</b>
<b>Total Salaries and Fringe Benefits by Fund</b>					
A0003		GU State General Fund		1.94	177,096
<b>Total Salaries and Fringe Benefits</b>				<b>1.94</b>	<b>177,096</b>
<b>OTHER OPERATING EXPENDITURES (OOE)</b>					
<b>Total OOE</b>					-
<b>Total OOE by Fund</b>					
<b>Total OOE by Fund</b>					-
<b>Total FTE and Expenditures</b>				<b>1.94</b>	<b>177,096</b>
<b>Total FTE and Expenditures by Fund</b>					
A0003		GU State General Fund		1.94	177,096
<b>Total FTE and Expenditures by Fund</b>				<b>1.94</b>	<b>177,096</b>

**W.S.U ANNUAL BUDGET**  
**102252 - TeachApprentPath,Lit,SpecEdu (TALS)**  
**For Fiscal Year 2025**

Account Code	Position Number	Name or Account Description	Months	2025 Adopted	
				Budget FTE	Amount
<b>USS SALARIES</b>					
<b>1000 USS Salaries-Permanent</b>					
<b>Total USS Salaries</b>				-	-
<b>Total USS Salaries by Fund</b>					
<b>Total USS Salaries by Fund</b>				-	-
<b>UNCLASSIFIED SALARIES</b>					
<b>1100 Unclassified Salaries-Permanent (Including 1105 - Stipend)</b>					
992055		Academic Advisor: Special Education, ECU, and MAT programs Aubrey, Angela	12	1.00	43,481
		<i>This position is fully funded from restricted use sources.</i>			
994767		Department Chair and Professor Wilson, Kimberly	12	1.00	121,535
		<i>\$30,279 of this position is funded from restricted use sources.</i>			
995009		Assistant Educator - Teacher Apprentice Program Elliott, Shelli	9	1.00	60,600
995010		Assistant Educator - Teacher Apprentice Program Kulp, Jennifer	9	1.00	60,600
995057		Clinical Educator & Coordinator, Online Teacher Education Wood, Andrea	12	0.06	5,525
		<i>This position is fully funded from restricted use sources.</i>			
995923		Assistant Professor Thiele, Julie	9	1.00	63,953
996711		Assistant Clinical Professor - Teacher Apprentice Program Ray, Allene	9	1.00	56,939
		<i>This position is fully funded from restricted use sources.</i>			
997874		Assistant Educator Horn, Rachel	9	1.00	57,045
998459		Assistant Professor of Special Education Murnan, Reagan	9	1.00	62,587
998465		Professor Sayman, Donna	9	1.00	82,953
999905		Assistant Educator - Teacher Apprentice Program Ludens, Aaryn	9	1.00	50,724
		<i>This position is fully funded from restricted use sources.</i>			
1115		Unclassified Salaries-Add'l Comp			65,000
1170		Unclassified Sal-Summer Lecturer			40,000
1180		Unclassified Salaries-Lecturer			211,000
1140		Grad Assistants-Other			13,500
<b>Total Unclassified Salaries</b>				<b>10.06</b>	<b>995,442</b>
<b>Total Unclassified Salaries by Fund</b>					
A0003		GU State General Fund		1.75	174,209
A2000		GU General Fees Fund		5.00	304,785
D11927		RU TALS		1.25	73,760
D19320		RU Teacher Apprentice Program-TAP		2.06	442,688

**W.S.U ANNUAL BUDGET**  
**102252 - TeachApprentPath,Lit,SpecEdu (TALS)**  
**For Fiscal Year 2025**

Account Code	Position Number	Name or Account Description	Months	2025 Adopted	
				Budget FTE	Amount
<b>Total Unclassified Salaries by Fund</b>				<b>10.06</b>	<b>995,442</b>
<b>STUDENT ASSISTANTS AND BENEFITS</b>					
1200		Student Salaries-Regular			5,000
1690		Shrinkage			(14,493)
1760		State Leave Pymt Assessment			7,175
1830		Regents Retirement			62,135
1850		TIAA Disability			7,314
1911		Medicare			13,994
1912		OASDI			59,817
1750		Dependent Health Insurance			17,502
1950		Single Group Health Insurance			75,761
1970		Workers Compensation			2,725
1980		Unemployment Compensation			593
<b>Total Students and Fringe Benefits</b>					<b>237,523</b>
<b>Total Students and Fringe Benefits by Fund</b>					
A0003		GU State General Fund			36,778
A2000		GU General Fees Fund			110,268
D11927		RU TALS			26,113
D19320		RU Teacher Apprentice Program-TAP			64,364
<b>Total Students and Fringe Benefits</b>					<b>237,523</b>
<b>Total Salaries and Fringe Benefits</b>				<b>10.06</b>	<b>1,232,965</b>
<b>Total Salaries and Fringe Benefits by Fund</b>					
A0003		GU State General Fund		1.75	210,987
A2000		GU General Fees Fund		5.00	415,053
D11927		RU TALS		1.25	99,873
D19320		RU Teacher Apprentice Program-TAP		2.06	507,052
<b>Total Salaries and Fringe Benefits</b>				<b>10.06</b>	<b>1,232,965</b>
<b>OTHER OPERATING EXPENDITURES (OOE)</b>					
7C		Contractual Services			19,206
7F		Commodities			10,039
<b>Total OOE</b>					<b>29,245</b>
<b>Total OOE by Fund</b>					
A2000		GU General Fees Fund			19,206
D19320		RU Teacher Apprentice Program-TAP			10,039
<b>Total OOE by Fund</b>					<b>29,245</b>
<b>Total FTE and Expenditures</b>				<b>10.06</b>	<b>1,262,210</b>
<b>Total FTE and Expenditures by Fund</b>					
A0003		GU State General Fund		1.75	210,987
A2000		GU General Fees Fund		5.00	434,259
D11927		RU TALS		1.25	99,873
D19320		RU Teacher Apprentice Program-TAP		2.06	517,091
<b>Total FTE and Expenditures by Fund</b>				<b>10.06</b>	<b>1,262,210</b>

**Wichita State University**  
**Fiscal Year 2025 Annual Operating Budget**

**College of Applied Studies**  
**General Academic Instruction Program**

**Instruction Budget Summary**

<u>Expenditures</u>	General Use Funds				Restricted Use Funds	Total Budget	% of Total Budget
	State General Fund	General Fees (Tuition) Fund	Total	% of General Use Budget			
<b>Salaries and Fringe Benefits</b>							
University Support Staff Salaries	\$ 38,397	\$ -	\$ 38,397	0.7%	\$ -	\$ 38,397	0.5%
Unclassified Salaries	1,854,304	2,431,918	4,286,222	75.7%	1,062,663	5,348,886	74.8%
Student Salaries	15,000	15,000	30,000	0.5%	8,870	38,870	0.5%
Fringe Benefits	561,511	760,005	1,321,516	23.3%	219,717	1,541,233	21.6%
Shrinkage	(55,971)	(72,793)	(128,764)	-2.3%	-	(128,764)	-1.8%
<b>Subtotal Salaries and Fringe Benefits</b>	<b>\$ 2,413,241</b>	<b>\$ 3,134,130</b>	<b>\$ 5,547,371</b>	<b>98.0%</b>	<b>\$ 1,291,250</b>	<b>\$ 6,838,621</b>	<b>95.6%</b>
<b>Other Operating Expenditures</b>	<b>\$ -</b>	<b>\$ 114,431</b>	<b>\$ 114,431</b>	<b>2.0%</b>	<b>\$ 196,582</b>	<b>\$ 311,013</b>	<b>4.4%</b>
<b>Total Instruction Budget</b>	<b>\$ 2,413,241</b>	<b>\$ 3,248,561</b>	<b>\$ 5,661,802</b>	<b>100.0%</b>	<b>\$ 1,487,832</b>	<b>\$ 7,149,634</b>	<b>100.0%</b>

**Instruction Budget Summary by Organization**

<u>Organization</u>	FTE	General Use Funds	% of General Use Funds	Restricted Use Funds	% of Restricted Use Fund	Total Funds	% of Total Funds
Curriculum and Instruction	16.33	\$ 1,330,960	26.5%	\$ 158,505	18.2%	\$ 1,489,465	25.3%
Applied Studies Technology Center	-	-	0.0%	-	0.0%	-	0.0%
Applied Studies Contingency	2.00	96,376	1.9%	-	0.0%	96,376	1.6%
Human Performance Studies	8.00	609,258	12.1%	234,100	26.9%	843,358	14.3%
Applied Studies Support Services	4.90	228,728	4.6%	98,931	11.4%	327,659	5.6%
Counseling, Leadership, Education and School Psych	22.20	1,928,861	38.4%	275,332	31.6%	2,204,193	37.4%
Human Performance Studies Equipment	-	2,000	0.0%	-	0.0%	2,000	0.0%
Sport Management	6.98	643,277	12.8%	104,000	11.9%	747,277	12.7%
Applied Studies Lecturers	-	-	0.0%	-	0.0%	-	0.0%
NISS ISLE	1.94	177,096	3.5%	-	0.0%	177,096	3.0%
<b>Total Instruction Budget</b>	<b>62.35</b>	<b>\$ 5,016,556</b>	<b>100.0%</b>	<b>\$ 870,868</b>	<b>100.0%</b>	<b>\$ 5,887,424</b>	<b>100.0%</b>

Summary excludes nonreportable expenditures

**Wichita State University**  
**Fiscal Year 2025 Annual Operating Budget**

**Instruction Program**  
**Program Code 42000**

**College of Engineering**  
**Instruction Program Budget Units**

Boeing Distinguished Professorship-OOE	Biomedical Engineering Program Fee
Aerospace Engineering	Engineering Technology Program Fee
Electrical & Computer Engineering	Engineering Flight Structures Lab
Engineering Capital Equipment	IPEEL
Industrial & Manufacturing Engineering	Biomaterials and Bioengineering Lab
Mechanical Engineering	Advanced Manufacturing Processes Lab
Engineering Program Fee	Systems, Energy & Analytics Lab
Biomedical Engineering	School of Computing
Aerospace Engineering Program Fee	Bloomfield Innov. Dist. Professorship-OOE
Industrial Engineering Program Fee	Center for Energy Studies
Mechanical Engineering Program Fee	Electrical & Computer Engineering Program Fee
Engineering Technology	School of Computing Program Fee
Engineering Technology Support	



**W.S.U ANNUAL BUDGET**  
**101525 - Boeing Distinguished Prof-OOE**  
**For Fiscal Year 2025**

Account Code	Position Number	Name or Account Description	Months	2025 Adopted	
				Budget FTE	Amount
<b>USS SALARIES</b>					
<b>1000 USS Salaries-Permanent</b>					
<b>Total USS Salaries</b>				-	-
<b>Total USS Salaries by Fund</b>					
<b>Total USS Salaries by Fund</b>				-	-
<b>UNCLASSIFIED SALARIES</b>					
<b>1100 Unclassified Salaries-Permanent (Including 1105 - Stipend)</b>					
1115		Unclassified Salaries-Add'l Comp			30,000
1130		Grad Assistants-Research			25,000
<b>Total Unclassified Salaries</b>				-	<b>55,000</b>
<b>Total Unclassified Salaries by Fund</b>					
D10007		RU Boeing Distinguished Prof-OOE		-	55,000
<b>Total Unclassified Salaries by Fund</b>				-	<b>55,000</b>
<b>STUDENT ASSISTANTS AND BENEFITS</b>					
1760		State Leave Pymt Assessment			396
1830		Regents Retirement			2,550
1850		TIAA Disability			300
1911		Medicare			435
1912		OASDI			1,860
1970		Workers Compensation			151
1980		Unemployment Compensation			33
<b>Total Students and Fringe Benefits</b>				-	<b>5,725</b>
<b>Total Students and Fringe Benefits by Fund</b>					
D10007		RU Boeing Distinguished Prof-OOE		-	5,725
<b>Total Students and Fringe Benefits</b>				-	<b>5,725</b>
<b>Total Salaries and Fringe Benefits</b>				-	<b>60,725</b>
<b>Total Salaries and Fringe Benefits by Fund</b>					
D10007		RU Boeing Distinguished Prof-OOE		-	60,725
<b>Total Salaries and Fringe Benefits</b>				-	<b>60,725</b>
<b>OTHER OPERATING EXPENDITURES (OOE)</b>					
7F		Commodities			1,890
<b>Total OOE</b>				-	<b>1,890</b>
<b>Total OOE by Fund</b>					
D10007		RU Boeing Distinguished Prof-OOE		-	1,890
<b>Total OOE by Fund</b>				-	<b>1,890</b>
<b>Total FTE and Expenditures</b>				-	<b>62,615</b>
<b>Total FTE and Expenditures by Fund</b>					
D10007		RU Boeing Distinguished Prof-OOE		-	62,615
<b>Total FTE and Expenditures by Fund</b>				-	<b>62,615</b>

**W.S.U ANNUAL BUDGET  
102022 - Aerospace Engineering  
For Fiscal Year 2025**

Account Code	Position Number	Name or Account Description	Months	2025 Adopted	
				Budget FTE	Amount
<b>USS SALARIES</b>					
<b>1000 USS Salaries-Permanent</b>					
<b>Total USS Salaries</b>				-	-
<b>Total USS Salaries by Fund</b>					
<b>Total USS Salaries by Fund</b>				-	-
<b>UNCLASSIFIED SALARIES</b>					
<b>1100 Unclassified Salaries-Permanent (Including 1105 - Stipend)</b>					
994016		Administrative Specialist Cook, Laura	12	1.00	44,408
995258		Assistant Professor - Aerospace Engineering Kianvashrad, Nadia <i>This position is fully funded from restricted use sources.</i>	9	1.00	95,950
995322		Assistant Educator Menon, Alok <i>This position is fully funded from restricted use sources.</i>	9	1.00	76,712
997178		Associate Professor Dutta, Atri <i>This position is fully funded from restricted use sources.</i>	9	0.78	90,827
997226		Laboratory Manager, Engineering Reust, Randall	12	1.00	56,427
997270		Associate Teaching Professor Vacant		1.00	75,000
997362		Assistant Teaching Professor Matheswaran, Vijay <i>This position is fully funded from restricted use sources.</i>	9	1.00	78,287
997365		Associate Educator Raza, Syed <i>This position is fully funded from restricted use sources.</i>	9	1.00	85,519
997713		Marvin J. Gordon Distinguished Professor of Aerospace Engineering Hoffmann, Klaus <i>This position is fully funded from restricted use sources.</i>	9	1.00	167,500
997894		Professor Yang, Chihdar	9	0.87	122,402
997995		Assistant Professor - Aerospace Vacant		1.00	110,000
998062		Professor Steck, James	9	1.00	148,613
998375		Chairperson and Professor Keshavanarayana, Suresh	12	1.00	191,321
998381		Associate Professor Kliment, Linda	9	0.82	95,817
998388		Professor			

**W.S.U ANNUAL BUDGET  
102022 - Aerospace Engineering  
For Fiscal Year 2025**

Account Code	Position Number	Name or Account Description	Months	2025 Adopted	
				Budget FTE	Amount
		Myose, Roy	9	0.90	123,979
1130		Grad Assistants-Research			-
		<b>Total Unclassified Salaries</b>		<b>14.38</b>	<b>1,562,762</b>
<b>Total Unclassified Salaries by Fund</b>					
A0003		GU State General Fund		7.60	923,559
A2000		GU General Fees Fund		1.00	44,408
D10067		RU Aerospace Engineering		-	-
D10803		RU Aerospace Eng Salary-Course Fee		3.78	430,989
D10809		RU Aerospace Eng Salaries - EEG		2.00	163,806
		<b>Total Unclassified Salaries by Fund</b>		<b>14.38</b>	<b>1,562,762</b>
<b>STUDENT ASSISTANTS AND BENEFITS</b>					
1200		Student Salaries-Regular			-
1690		Shrinkage			(27,484)
1760		State Leave Pymt Assessment			11,257
1830		Regents Retirement			117,119
1850		TIAA Disability			15,636
1911		Medicare			21,860
1912		OASDI			92,384
1750		Dependent Health Insurance			33,605
1950		Single Group Health Insurance			116,372
1970		Workers Compensation			4,275
1980		Unemployment Compensation			914
		<b>Total Students and Fringe Benefits</b>			<b>385,938</b>
<b>Total Students and Fringe Benefits by Fund</b>					
A0003		GU State General Fund			193,731
A2000		GU General Fees Fund			16,022
D10067		RU Aerospace Engineering			-
D10803		RU Aerospace Eng Salary-Course Fee			123,723
D10809		RU Aerospace Eng Salaries - EEG			52,462
		<b>Total Students and Fringe Benefits</b>			<b>385,938</b>
		<b>Total Salaries and Fringe Benefits</b>		<b>14.38</b>	<b>1,948,700</b>
<b>Total Salaries and Fringe Benefits by Fund</b>					
A0003		GU State General Fund		7.60	1,117,290
A2000		GU General Fees Fund		1.00	60,430
D10067		RU Aerospace Engineering		-	-
D10803		RU Aerospace Eng Salary-Course Fee		3.78	554,712
D10809		RU Aerospace Eng Salaries - EEG		2.00	216,268
		<b>Total Salaries and Fringe Benefits</b>		<b>14.38</b>	<b>1,948,700</b>
<b>OTHER OPERATING EXPENDITURES (OOE)</b>					
7C		Contractual Services			14,803
7F		Commodities			8,500
7H		Capital Outlay			2,000
		<b>Total OOE</b>			<b>25,303</b>
<b>Total OOE by Fund</b>					
A2000		GU General Fees Fund			15,303
D10067		RU Aerospace Engineering			10,000
		<b>Total OOE by Fund</b>			<b>25,303</b>
		<b>Total FTE and Expenditures</b>		<b>14.38</b>	<b>1,974,003</b>
<b>Total FTE and Expenditures by Fund</b>					
A0003		GU State General Fund		7.60	1,117,290
A2000		GU General Fees Fund		1.00	75,733
D10067		RU Aerospace Engineering		-	10,000
D10803		RU Aerospace Eng Salary-Course Fee		3.78	554,712
D10809		RU Aerospace Eng Salaries - EEG		2.00	216,268
		<b>Total FTE and Expenditures by Fund</b>		<b>14.38</b>	<b>1,974,003</b>

**W.S.U ANNUAL BUDGET**  
**102023 - Electrical & Computer Engineering**  
**For Fiscal Year 2025**

Account Code	Position Number	Name or Account Description	Months	2025 Adopted	
				Budget FTE	Amount
<b>USS SALARIES</b>					
<b>1000 USS Salaries-Permanent</b>					
<b>Total USS Salaries</b>				-	-
<b>Total USS Salaries by Fund</b>					
<b>Total USS Salaries by Fund</b>				-	-
<b>UNCLASSIFIED SALARIES</b>					
<b>1100 Unclassified Salaries-Permanent (Including 1105 - Stipend)</b>					
991675		Chair & Associate Professor Aravinthan, Visvakumar	12	1.00	145,351
993010		Assistant Teaching Professor Lee, Kyoungnae <i>This position is fully funded from restricted use sources.</i>	9	1.00	76,690
995098		Assistant Educator Tabassum, Mehnaz <i>This position is fully funded from restricted use sources.</i>	9	1.00	76,971
996311		Assistant Professor - Electrical & Computer Engineering Soares, Davi Marcelo <i>This position is fully funded from restricted use sources.</i>	9	1.00	95,950
996345		Assistant Educator and Data Center Director Doll, Ryan <i>This position is fully funded from restricted use sources.</i>	12	1.00	95,000
997269		Assistant Teaching Professor Manoharan, Arun Kaarthick <i>This position is fully funded from restricted use sources.</i>	9	1.00	78,177
997623		Professor Kwon, Hyuck	9	1.00	146,696
997666		Associate Educator Rani, Manira <i>\$85,544 of this position is funded from restricted use sources.</i>	9	1.00	87,544
997754		Professor Skinner, Steven <i>This position is fully funded from restricted use sources.</i>	9	1.00	134,763
998359		Associate Professor Pang, Chengzong <i>This position is fully funded from restricted use sources.</i>	9	1.00	102,669
998365		Associate Professor Ding, Yanwu <i>This position is fully funded from restricted use sources.</i>	9	1.00	112,110
998366		Associate Professor Eslami, Ali <i>This position is fully funded from restricted use sources.</i>	9	1.00	102,364
998378		Associate Professor Asaduzzaman, A <i>\$95,559 of this position is funded from restricted use sources.</i>	9	0.85	102,594

**W.S.U ANNUAL BUDGET**  
**102023 - Electrical & Computer Engineering**  
**For Fiscal Year 2025**

Account Code	Position Number	Name or Account Description	Months	2025 Adopted	
				Budget FTE	Amount
	998382	Professor Watkins, John	9	1.00	125,668
	998591	Administrative Specialist Cunningham, Kayla	12	1.00	40,019
	1150	Grad Assistants-Direct Instruction			-
		<b>Total Unclassified Salaries</b>		<b>14.85</b>	<b>1,522,566</b>
		<b>Total Unclassified Salaries by Fund</b>			
	A0003	GU State General Fund		4.06	464,769
	A2000	GU General Fees Fund		0.02	2,000
	D11689	RU Electrical & Computer Eng		-	-
	D11696	RU ECE Faculty Salaries		10.77	1,055,797
		<b>Total Unclassified Salaries by Fund</b>		<b>14.85</b>	<b>1,522,566</b>
<b>STUDENT ASSISTANTS AND BENEFITS</b>					
	1200	Student Salaries-Regular			-
	1690	Shrinkage			(13,763)
	1760	State Leave Pymt Assessment			10,972
	1810	KPERS Retirement			4,571
	1830	Regents Retirement			126,023
	1850	TIAA Disability			15,232
	1911	Medicare			21,506
	1912	OASDI			91,927
	1750	Dependent Health Insurance			38,704
	1950	Single Group Health Insurance			120,757
	1970	Workers Compensation			4,168
	1980	Unemployment Compensation			897
		<b>Total Students and Fringe Benefits</b>			<b>420,994</b>
		<b>Total Students and Fringe Benefits by Fund</b>			
	A0003	GU State General Fund			122,700
	A2000	GU General Fees Fund			312
	D11689	RU Electrical & Computer Eng			-
	D11696	RU ECE Faculty Salaries			297,982
		<b>Total Students and Fringe Benefits</b>			<b>420,994</b>
		<b>Total Salaries and Fringe Benefits</b>		<b>14.85</b>	<b>1,943,560</b>
		<b>Total Salaries and Fringe Benefits by Fund</b>			
	A0003	GU State General Fund		4.06	587,469
	A2000	GU General Fees Fund		0.02	2,312
	D11689	RU Electrical & Computer Eng		-	-
	D11696	RU ECE Faculty Salaries		10.77	1,353,779
		<b>Total Salaries and Fringe Benefits</b>		<b>14.85</b>	<b>1,943,560</b>
<b>OTHER OPERATING EXPENDITURES (OOE)</b>					
	7C	Contractual Services			6,900
	7F	Commodities			10,561
	7H	Capital Outlay			10,000
		<b>Total OOE</b>			<b>27,461</b>
		<b>Total OOE by Fund</b>			
	A2000	GU General Fees Fund			27,461
		<b>Total OOE by Fund</b>			<b>27,461</b>
		<b>Total FTE and Expenditures</b>		<b>14.85</b>	<b>1,971,021</b>
		<b>Total FTE and Expenditures by Fund</b>			
	A0003	GU State General Fund		4.06	587,469
	A2000	GU General Fees Fund		0.02	29,773
	D11689	RU Electrical & Computer Eng		-	-
	D11696	RU ECE Faculty Salaries		10.77	1,353,779

**W.S.U ANNUAL BUDGET**  
**102023 - Electrical & Computer Engineering**  
**For Fiscal Year 2025**

Account Code	Position Number	Name or Account Description	Months	2025 Adopted	
				Budget FTE	Amount
<b>Total FTE and Expenditures by Fund</b>				<b>14.85</b>	<b>1,971,021</b>

**W.S.U ANNUAL BUDGET**  
**102024 - Engineering Capital Equipment**  
**For Fiscal Year 2025**

Account Code	Position Number	Name or Account Description	Months	2025 Adopted	
				Budget FTE	Amount
<b>USS SALARIES</b>					
<b>1000 USS Salaries-Permanent</b>					
<b>Total USS Salaries</b>				-	-
<b>Total USS Salaries by Fund</b>					
<b>Total USS Salaries by Fund</b>				-	-
<b>UNCLASSIFIED SALARIES</b>					
<b>1100 Unclassified Salaries-Permanent (Including 1105 - Stipend)</b>					
<b>Total Unclassified Salaries</b>				-	-
<b>Total Unclassified Salaries by Fund</b>					
<b>Total Unclassified Salaries by Fund</b>				-	-
<b>STUDENT ASSISTANTS AND BENEFITS</b>					
<b>Total Students and Fringe Benefits</b>				-	-
<b>Total Students and Fringe Benefits by Fund</b>					
<b>Total Students and Fringe Benefits</b>				-	-
<b>Total Salaries and Fringe Benefits</b>				-	-
<b>Total Salaries and Fringe Benefits by Fund</b>					
<b>Total Salaries and Fringe Benefits</b>				-	-
<b>OTHER OPERATING EXPENDITURES (OOE)</b>					
7H Capital Outlay				1,697	
<b>Total OOE</b>				<b>1,697</b>	
<b>Total OOE by Fund</b>					
A2000		GU General Fees Fund		1,697	
<b>Total OOE by Fund</b>				<b>1,697</b>	
<b>Total FTE and Expenditures</b>				-	<b>1,697</b>
<b>Total FTE and Expenditures by Fund</b>					
A2000		GU General Fees Fund		-	1,697
<b>Total FTE and Expenditures by Fund</b>				-	<b>1,697</b>

**W.S.U ANNUAL BUDGET**  
**102025 - Industrial & Manufacturing Engr**  
**For Fiscal Year 2025**

Account Code	Position Number	Name or Account Description	Months	2025 Adopted	
				Budget FTE	Amount
<b>USS SALARIES</b>					
<b>1000 USS Salaries-Permanent</b>					
1090		USS Salaries-Vaca		-	-
		<b>Total USS Salaries</b>		-	-
<b>Total USS Salaries by Fund</b>					
A0003		GU State General Fund		-	-
		<b>Total USS Salaries by Fund</b>		-	-
<b>UNCLASSIFIED SALARIES</b>					
<b>1100 Unclassified Salaries-Permanent (Including 1105 - Stipend)</b>					
993648		Assistant Professor Vacant		1.00	95,000
		<i>This position is fully funded from restricted use sources.</i>			
994060		Laboratory Coordinator Cui, Changlong	12	1.00	47,445
997113		Associate Professor Moscoso, Wilfredo	9	1.00	101,530
		<i>This position is fully funded from restricted use sources.</i>			
997168		Associate Professor Salari, Ehsan	9	1.00	101,530
		<i>This position is fully funded from restricted use sources.</i>			
997598		Professor Twomey, Janet	9	1.00	130,833
		<i>This position is fully funded from restricted use sources.</i>			
997660		Professor Weheba, Gamal	9	0.10	12,692
		<i>This position is fully funded from restricted use sources.</i>			
997662		Professor Yildirim, Mehmet	9	0.86	124,252
997826		Professor Jorgensen, Michael	9	1.00	116,741
		<i>\$70,964 of this position is funded from restricted use sources.</i>			
998260		Professor Madhavan, Viswanatha	9	0.85	121,372
998351		Professor Gupta, Deepak	9	0.53	72,532
998352		Associate Teaching Professor Mason, Cindi	9	1.00	87,599
		<i>This position is fully funded from restricted use sources.</i>			
998355		Assistant Professor Si, Wujun	9	1.00	104,030
		<i>\$99,647 of this position is funded from restricted use sources.</i>			
998372		Chairperson and Professor Krishnan, Krishna	12	1.00	185,311
998480		Associate Professor Cure Vellojin, Laila	9	1.00	106,050



**W.S.U ANNUAL BUDGET**  
**102025 - Industrial & Manufacturing Engr**  
**For Fiscal Year 2025**

Account Code	Position Number	Name or Account Description	Months	2025 Adopted	
				Budget FTE	Amount
					<i>This position is fully funded from restricted use sources.</i>
	999016	Administrative Specialist Ross, Kimberly	12	1.00	36,878
	1115	Unclassified Salaries-Add'l Comp			-
	1180	Unclassified Salaries-Lecturer			-
	1150	Grad Assistants-Direct Instruction			50,000
	1130	Grad Assistants-Research			-
		<b>Total Unclassified Salaries</b>		<b>13.34</b>	<b>1,493,796</b>
		<b>Total Unclassified Salaries by Fund</b>			
	A0003	GU State General Fund		5.67	637,950
	D10069	RU Ind & Manufacturing Engineering		-	50,000
	D10804	RU Ind &Manuf Salaries-Course Fees		7.67	805,845
		<b>Total Unclassified Salaries by Fund</b>		<b>13.34</b>	<b>1,493,796</b>
<b>STUDENT ASSISTANTS AND BENEFITS</b>					
	1200	Student Salaries-Regular			-
	1690	Shrinkage			(18,063)
	1760	State Leave Pymt Assessment			10,763
	1830	Regents Retirement			114,655
	1850	TIAA Disability			14,445
	1911	Medicare			20,421
	1912	OASDI			86,419
	1750	Dependent Health Insurance			21,720
	1950	Single Group Health Insurance			97,169
	1970	Workers Compensation			4,090
	1980	Unemployment Compensation			882
		<b>Total Students and Fringe Benefits</b>			<b>352,501</b>
		<b>Total Students and Fringe Benefits by Fund</b>			
	A0003	GU State General Fund			136,002
	D10069	RU Ind & Manufacturing Engineering			527
	D10804	RU Ind &Manuf Salaries-Course Fees			215,973
		<b>Total Students and Fringe Benefits</b>			<b>352,501</b>
		<b>Total Salaries and Fringe Benefits</b>		<b>13.34</b>	<b>1,846,297</b>
		<b>Total Salaries and Fringe Benefits by Fund</b>			
	A0003	GU State General Fund		5.67	773,952
	D10069	RU Ind & Manufacturing Engineering		-	50,527
	D10804	RU Ind &Manuf Salaries-Course Fees		7.67	1,021,818
		<b>Total Salaries and Fringe Benefits</b>		<b>13.34</b>	<b>1,846,297</b>
<b>OTHER OPERATING EXPENDITURES (OOE)</b>					
	7C	Contractual Services			3,754
	7F	Commodities			6,500
	7H	Capital Outlay			2,000
		<b>Total OOE</b>			<b>12,254</b>
		<b>Total OOE by Fund</b>			
	A2000	GU General Fees Fund			12,254
		<b>Total OOE by Fund</b>			<b>12,254</b>
		<b>Total FTE and Expenditures</b>		<b>13.34</b>	<b>1,858,551</b>
		<b>Total FTE and Expenditures by Fund</b>			
	A0003	GU State General Fund		5.67	773,952
	A2000	GU General Fees Fund		-	12,254
	D10069	RU Ind & Manufacturing Engineering		-	50,527
	D10804	RU Ind &Manuf Salaries-Course Fees		7.67	1,021,818
		<b>Total FTE and Expenditures by Fund</b>		<b>13.34</b>	<b>1,858,551</b>

**W.S.U ANNUAL BUDGET  
102026 - Mechanical Engineering  
For Fiscal Year 2025**

Account Code	Position Number	Name or Account Description	Months	2025 Adopted	
				Budget FTE	Amount
<b>USS SALARIES</b>					
<b>1000 USS Salaries-Permanent</b>					
<b>Total USS Salaries</b>				-	-
<b>Total USS Salaries by Fund</b>					
<b>Total USS Salaries by Fund</b>				-	-
<b>UNCLASSIFIED SALARIES</b>					
<b>1100 Unclassified Salaries-Permanent (Including 1105 - Stipend)</b>					
991929		Department Chair and Professor Ravigururajan, Tiruvadi	12	1.00	182,275
996723		Associate Professor Wei, Wei <i>This position is fully funded from restricted use sources.</i>	9	1.00	121,503
997171		Associate Professor Asmatulu, Eylem <i>This position is fully funded from restricted use sources.</i>	9	0.82	89,555
997548		Associate Professor Nair, Rajeev <i>This position is fully funded from restricted use sources.</i>	9	1.00	102,669
997621		Professor Asmatulu, Ramazan	9	0.87	121,380
997639		Assistant Professor - Mechanical Engineering Molnar, Tamas <i>This position is fully funded from restricted use sources.</i>	9	1.00	95,950
997752		Associate Professor Askari, Davood <i>\$6,673 of this position is funded from restricted use sources.</i>	9	1.00	102,669
997992		Associate Professor Gu, Shuang <i>This position is fully funded from restricted use sources.</i>	9	1.00	139,729
998344		Associate Professor Yihun, Yimesker <i>This position is fully funded from restricted use sources.</i>	9	0.78	90,829
998345		Associate Professor Ahmed, Ikramuddin <i>This position is fully funded from restricted use sources.</i>	9	1.00	103,384
998346		Associate Professor Li, Bin <i>This position is fully funded from restricted use sources.</i>	9	1.00	102,669
998348		Associate Professor Hwang, Gisuk <i>This position is fully funded from restricted use sources.</i>	9	0.82	94,887
998384		Professor Lankarani, Hamid <i>This position is fully funded from restricted use sources.</i>	9	1.00	150,000

**W.S.U ANNUAL BUDGET  
102026 - Mechanical Engineering  
For Fiscal Year 2025**

Account Code	Position Number	Name or Account Description	Months	2025 Adopted	
				Budget FTE	Amount
	998484	Associate Professor Driessen, Brian <i>This position is fully funded from restricted use sources.</i>	9	1.00	103,385
	998592	Assistant Professor, Energy Systems Kim, Yang-Seon <i>This position is fully funded from restricted use sources.</i>	9	1.00	98,980
	999878	Laboratory Manager, Engineering Copeland, Stephen	12	1.00	55,884
	999879	Administrative Specialist Vacant		1.00	36,005
	1120	Grad Assistants-Indirect Instruct			25,000
		<b>Total Unclassified Salaries</b>		<b>16.29</b>	<b>1,816,753</b>
		<b>Total Unclassified Salaries by Fund</b>			
	A0003	GU State General Fund		3.80	455,535
	A2000	GU General Fees Fund		1.00	36,005
	D10070	RU Mechanical Engineering		-	25,000
	D10805	RU Mech Eng Salaries-Course Fee		11.48	1,300,213
		<b>Total Unclassified Salaries by Fund</b>		<b>16.29</b>	<b>1,816,753</b>
<b>STUDENT ASSISTANTS AND BENEFITS</b>					
	1200	Student Salaries-Regular			-
	1220	Student Sal-Workstudy Federal			-
	1690	Shrinkage			(14,350)
	1760	State Leave Pymt Assessment			13,090
	1830	Regents Retirement			149,247
	1850	TIAA Disability			17,924
	1911	Medicare			25,162
	1912	OASDI			107,087
	1750	Dependent Health Insurance			50,168
	1950	Single Group Health Insurance			143,701
	1970	Workers Compensation			4,973
	1980	Unemployment Compensation			1,062
		<b>Total Students and Fringe Benefits</b>			<b>498,064</b>
		<b>Total Students and Fringe Benefits by Fund</b>			
	A0003	GU State General Fund			120,789
	A2000	GU General Fees Fund			2,597
	D10070	RU Mechanical Engineering			264
	D10805	RU Mech Eng Salaries-Course Fee			374,414
	R40041	Federal Work Study Program			-
		<b>Total Students and Fringe Benefits</b>			<b>498,064</b>
		<b>Total Salaries and Fringe Benefits</b>		<b>16.29</b>	<b>2,314,817</b>
		<b>Total Salaries and Fringe Benefits by Fund</b>			
	A0003	GU State General Fund		3.80	576,324
	A2000	GU General Fees Fund		1.00	38,602
	D10070	RU Mechanical Engineering		-	25,264
	D10805	RU Mech Eng Salaries-Course Fee		11.48	1,674,627
	R40041	Federal Work Study Program		-	-
		<b>Total Salaries and Fringe Benefits</b>		<b>16.29</b>	<b>2,314,817</b>
<b>OTHER OPERATING EXPENDITURES (OOE)</b>					
	7C	Contractual Services			6,920
	7F	Commodities			4,300
	7H	Capital Outlay			2,500
		<b>Total OOE</b>			<b>13,720</b>

**W.S.U ANNUAL BUDGET  
102026 - Mechanical Engineering  
For Fiscal Year 2025**

Account Code	Position Number	Name or Account Description	Months	2025 Adopted	
				Budget FTE	Amount
<b>Total OOE by Fund</b>					
	A2000	GU General Fees Fund			13,720
<b>Total OOE by Fund</b>					<b>13,720</b>
<b>Total FTE and Expenditures</b>				<b>16.29</b>	<b>2,328,537</b>
<b>Total FTE and Expenditures by Fund</b>					
	A0003	GU State General Fund		3.80	576,324
	A2000	GU General Fees Fund		1.00	52,322
	D10070	RU Mechanical Engineering		-	25,264
	D10805	RU Mech Eng Salaries-Course Fee		11.48	1,674,627
	R40041	Federal Work Study Program		-	-
<b>Total FTE and Expenditures by Fund</b>				<b>16.29</b>	<b>2,328,537</b>

**W.S.U ANNUAL BUDGET  
102029 - Engineering Program Fee  
For Fiscal Year 2025**

Account Code	Position Number	Name or Account Description	Months	2025 Adopted	
				Budget FTE	Amount
<b>USS SALARIES</b>					
<b>1000 USS Salaries-Permanent</b>					
<b>Total USS Salaries</b>				-	-
<b>Total USS Salaries by Fund</b>					
<b>Total USS Salaries by Fund</b>				-	-
<b>UNCLASSIFIED SALARIES</b>					
<b>1100 Unclassified Salaries-Permanent (Including 1105 - Stipend)</b>					
<b>Total Unclassified Salaries</b>				-	-
<b>Total Unclassified Salaries by Fund</b>					
<b>Total Unclassified Salaries by Fund</b>				-	-
<b>STUDENT ASSISTANTS AND BENEFITS</b>					
<b>Total Students and Fringe Benefits</b>				-	-
<b>Total Students and Fringe Benefits by Fund</b>					
<b>Total Students and Fringe Benefits</b>				-	-
<b>Total Salaries and Fringe Benefits</b>				-	-
<b>Total Salaries and Fringe Benefits by Fund</b>					
<b>Total Salaries and Fringe Benefits</b>				-	-
<b>OTHER OPERATING EXPENDITURES (OOE)</b>					
7C Contractual Services				20,000	
7F Commodities				55,000	
7H Capital Outlay				25,000	
7L Grants Claims & Shared Revenue				-	
7Z Transfers Out				4,950,000	
<b>Total OOE</b>				<b>5,050,000</b>	
<b>Total OOE by Fund</b>					
D10071 RU Engineering Program Fee				5,000,000	
D10889 RU Engineering Prog Fee-Equipment				50,000	
<b>Total OOE by Fund</b>				<b>5,050,000</b>	
<b>Total FTE and Expenditures</b>				-	<b>5,050,000</b>
<b>Total FTE and Expenditures by Fund</b>					
D10071 RU Engineering Program Fee				-	5,000,000
D10889 RU Engineering Prog Fee-Equipment				-	50,000
<b>Total FTE and Expenditures by Fund</b>				-	<b>5,050,000</b>

**W.S.U ANNUAL BUDGET  
102190 - Biomedical Engineering  
For Fiscal Year 2025**

Account Code	Position Number	Name or Account Description	Months	2025 Adopted	
				Budget FTE	Amount
<b>USS SALARIES</b>					
<b>1000 USS Salaries-Permanent</b>					
<b>Total USS Salaries</b>				-	-
<b>Total USS Salaries by Fund</b>					
<b>Total USS Salaries by Fund</b>				-	-
<b>UNCLASSIFIED SALARIES</b>					
<b>1100 Unclassified Salaries-Permanent (Including 1105 - Stipend)</b>					
993754		Assistant Teaching Professor Ott, Lindsey <i>This position is fully funded from restricted use sources.</i>	9	1.00	78,293
994064		Chairperson and Assistant Professor Lee, Yongkuk	12	1.00	151,136
994788		Instructor 9 month Vacant <i>This position is fully funded from restricted use sources.</i>		1.00	75,000
994983		Associate Professor Hakansson, Nils <i>\$114,167 of this position is funded from restricted use sources.</i>	9	1.00	121,235
996518		Administrative Specialist Lester, Demi	12	1.00	37,648
997020		Associate Professor Cluff, Kim <i>This position is fully funded from restricted use sources.</i>	9	1.00	113,969
997769		Assistant Professor Vacant <i>This position is fully funded from restricted use sources.</i>		1.00	110,000
<b>Total Unclassified Salaries</b>				<b>7.00</b>	<b>687,281</b>
<b>Total Unclassified Salaries by Fund</b>					
A0003		GU State General Fund		2.06	195,852
D10806		RU Biomedical Eng Salar-Course Fee		3.94	377,460
D10813		RU Biomedical Engr Salaries - EEG		1.00	113,969
<b>Total Unclassified Salaries by Fund</b>				<b>7.00</b>	<b>687,281</b>
<b>STUDENT ASSISTANTS AND BENEFITS</b>					
1690		Shrinkage			(5,818)
1760		State Leave Pymt Assessment			4,952
1830		Regents Retirement			42,697
1850		TIAA Disability			6,875
1911		Medicare			9,861
1912		OASDI			42,155
1750		Dependent Health Insurance			8,751
1950		Single Group Health Insurance			47,002
1970		Workers Compensation			1,881
1980		Unemployment Compensation			411
<b>Total Students and Fringe Benefits</b>					<b>158,767</b>
<b>Total Students and Fringe Benefits by Fund</b>					
A0003		GU State General Fund			53,463

**W.S.U ANNUAL BUDGET  
102190 - Biomedical Engineering  
For Fiscal Year 2025**

Account Code	Position Number	Name or Account Description	Months	2025 Adopted	
				Budget FTE	Amount
	D10806	RU Biomedical Eng Salar-Course Fee			71,161
	D10813	RU Biomedical Engr Salaries - EEG			34,143
		<b>Total Students and Fringe Benefits</b>			<b>158,767</b>
		<b>Total Salaries and Fringe Benefits</b>		<b>7.00</b>	<b>846,048</b>
<b>Total Salaries and Fringe Benefits by Fund</b>					
	A0003	GU State General Fund		2.06	249,315
	D10806	RU Biomedical Eng Salar-Course Fee		3.94	448,621
	D10813	RU Biomedical Engr Salaries - EEG		1.00	148,112
		<b>Total Salaries and Fringe Benefits</b>		<b>7.00</b>	<b>846,048</b>
<b>OTHER OPERATING EXPENDITURES (OOE)</b>					
	7C	Contractual Services			9,000
	7F	Commodities			7,000
	7H	Capital Outlay			4,000
		<b>Total OOE</b>			<b>20,000</b>
<b>Total OOE by Fund</b>					
	A2000	GU General Fees Fund			20,000
		<b>Total OOE by Fund</b>			<b>20,000</b>
		<b>Total FTE and Expenditures</b>		<b>7.00</b>	<b>866,048</b>
<b>Total FTE and Expenditures by Fund</b>					
	A0003	GU State General Fund		2.06	249,315
	A2000	GU General Fees Fund		-	20,000
	D10806	RU Biomedical Eng Salar-Course Fee		3.94	448,621
	D10813	RU Biomedical Engr Salaries - EEG		1.00	148,112
		<b>Total FTE and Expenditures by Fund</b>		<b>7.00</b>	<b>866,048</b>

**W.S.U ANNUAL BUDGET**  
**102192 - Aerospace Engr Program Fee**  
**For Fiscal Year 2025**

Account Code	Position Number	Name or Account Description	Months	2025 Adopted	
				Budget FTE	Amount
<b>USS SALARIES</b>					
<b>1000 USS Salaries-Permanent</b>					
<b>Total USS Salaries</b>				-	-
<b>Total USS Salaries by Fund</b>					
<b>Total USS Salaries by Fund</b>				-	-
<b>UNCLASSIFIED SALARIES</b>					
<b>1100 Unclassified Salaries-Permanent (Including 1105 - Stipend)</b>					
<b>Total Unclassified Salaries</b>				-	-
<b>Total Unclassified Salaries by Fund</b>					
<b>Total Unclassified Salaries by Fund</b>				-	-
<b>STUDENT ASSISTANTS AND BENEFITS</b>					
<b>Total Students and Fringe Benefits</b>				-	-
<b>Total Students and Fringe Benefits by Fund</b>					
<b>Total Students and Fringe Benefits</b>				-	-
<b>Total Salaries and Fringe Benefits</b>				-	-
<b>Total Salaries and Fringe Benefits by Fund</b>					
<b>Total Salaries and Fringe Benefits</b>				-	-
<b>OTHER OPERATING EXPENDITURES (OOE)</b>					
7C Contractual Services				10,000	
7F Commodities				9,000	
7H Capital Outlay				26,000	
<b>Total OOE</b>				<b>45,000</b>	
<b>Total OOE by Fund</b>					
D10073	RU	Aerospace Engr Program Fee		45,000	
<b>Total OOE by Fund</b>				<b>45,000</b>	
<b>Total FTE and Expenditures</b>				-	<b>45,000</b>
<b>Total FTE and Expenditures by Fund</b>					
D10073	RU	Aerospace Engr Program Fee		-	45,000
<b>Total FTE and Expenditures by Fund</b>				-	<b>45,000</b>



**W.S.U ANNUAL BUDGET**  
**102195 - Industrial Engr Program Fee**  
**For Fiscal Year 2025**

Account Code	Position Number	Name or Account Description	Months	2025 Adopted	
				Budget FTE	Amount
<b>USS SALARIES</b>					
<b>1000 USS Salaries-Permanent</b>					
<b>Total USS Salaries</b>				-	-
<b>Total USS Salaries by Fund</b>					
<b>Total USS Salaries by Fund</b>				-	-
<b>UNCLASSIFIED SALARIES</b>					
<b>1100 Unclassified Salaries-Permanent (Including 1105 - Stipend)</b>					
1150		Grad Assistants-Direct Instruction		-	25,000
<b>Total Unclassified Salaries</b>				-	<b>25,000</b>
<b>Total Unclassified Salaries by Fund</b>					
D10075		RU Industrial Engr Program Fee		-	25,000
<b>Total Unclassified Salaries by Fund</b>				-	<b>25,000</b>
<b>STUDENT ASSISTANTS AND BENEFITS</b>					
1760		State Leave Pymt Assessment			180
1970		Workers Compensation			69
1980		Unemployment Compensation			15
<b>Total Students and Fringe Benefits</b>				-	<b>264</b>
<b>Total Students and Fringe Benefits by Fund</b>					
D10075		RU Industrial Engr Program Fee			264
<b>Total Students and Fringe Benefits</b>				-	<b>264</b>
<b>Total Salaries and Fringe Benefits</b>				-	<b>25,264</b>
<b>Total Salaries and Fringe Benefits by Fund</b>					
D10075		RU Industrial Engr Program Fee		-	25,264
<b>Total Salaries and Fringe Benefits</b>				-	<b>25,264</b>
<b>OTHER OPERATING EXPENDITURES (OOE)</b>					
7C		Contractual Services			13,736
7F		Commodities			8,000
7H		Capital Outlay			5,000
<b>Total OOE</b>				-	<b>26,736</b>
<b>Total OOE by Fund</b>					
D10075		RU Industrial Engr Program Fee			26,736
<b>Total OOE by Fund</b>				-	<b>26,736</b>
<b>Total FTE and Expenditures</b>				-	<b>52,000</b>
<b>Total FTE and Expenditures by Fund</b>					
D10075		RU Industrial Engr Program Fee		-	52,000
<b>Total FTE and Expenditures by Fund</b>				-	<b>52,000</b>

**W.S.U ANNUAL BUDGET**  
**102196 - Mechanical Engr Program Fee**  
**For Fiscal Year 2025**

Account Code	Position Number	Name or Account Description	Months	2025 Adopted	
				Budget FTE	Amount
<b>USS SALARIES</b>					
<b>1000 USS Salaries-Permanent</b>					
<b>Total USS Salaries</b>				-	-
<b>Total USS Salaries by Fund</b>					
<b>Total USS Salaries by Fund</b>				-	-
<b>UNCLASSIFIED SALARIES</b>					
<b>1100 Unclassified Salaries-Permanent (Including 1105 - Stipend)</b>					
1120		Grad Assistants-Indirect Instruct			25,000
<b>Total Unclassified Salaries</b>				-	<b>25,000</b>
<b>Total Unclassified Salaries by Fund</b>					
D10076		RU Mechanical Engr Program Fee		-	25,000
<b>Total Unclassified Salaries by Fund</b>				-	<b>25,000</b>
<b>STUDENT ASSISTANTS AND BENEFITS</b>					
1760		State Leave Pymt Assessment			180
1970		Workers Compensation			69
1980		Unemployment Compensation			15
<b>Total Students and Fringe Benefits</b>				-	<b>264</b>
<b>Total Students and Fringe Benefits by Fund</b>					
D10076		RU Mechanical Engr Program Fee			264
<b>Total Students and Fringe Benefits</b>				-	<b>264</b>
<b>Total Salaries and Fringe Benefits</b>				-	<b>25,264</b>
<b>Total Salaries and Fringe Benefits by Fund</b>					
D10076		RU Mechanical Engr Program Fee		-	25,264
<b>Total Salaries and Fringe Benefits</b>				-	<b>25,264</b>
<b>OTHER OPERATING EXPENDITURES (OOE)</b>					
7C		Contractual Services			9,736
7F		Commodities			5,000
7H		Capital Outlay			5,000
<b>Total OOE</b>				-	<b>19,736</b>
<b>Total OOE by Fund</b>					
D10076		RU Mechanical Engr Program Fee			19,736
<b>Total OOE by Fund</b>				-	<b>19,736</b>
<b>Total FTE and Expenditures</b>				-	<b>45,000</b>
<b>Total FTE and Expenditures by Fund</b>					
D10076		RU Mechanical Engr Program Fee		-	45,000
<b>Total FTE and Expenditures by Fund</b>				-	<b>45,000</b>

**W.S.U ANNUAL BUDGET**  
**102348 - Engineering Technology**  
**For Fiscal Year 2025**

Account Code	Position Number	Name or Account Description	Months	2025 Adopted	
				Budget FTE	Amount
<b>USS SALARIES</b>					
<b>1000 USS Salaries-Permanent</b>					
<b>Total USS Salaries</b>				-	-
<b>Total USS Salaries by Fund</b>					
<b>Total USS Salaries by Fund</b>				-	-
<b>UNCLASSIFIED SALARIES</b>					
<b>1100 Unclassified Salaries-Permanent (Including 1105 - Stipend)</b>					
993710		Associate Teaching Professor Lynch, Adam	9	1.00	87,600
<i>This position is fully funded from restricted use sources.</i>					
995106		Assistant Educator Birkner, Janelle	9	1.00	76,285
<i>This position is fully funded from restricted use sources.</i>					
996879		Associate Educator Corcoran, Samantha	9	1.00	88,609
<i>This position is fully funded from restricted use sources.</i>					
997096		Chair and Teaching Professor Brooking, Gary	12	1.00	148,444
997334		Senior Educator McCluskey, Kara	9	1.00	92,637
<i>\$15,683 of this position is funded from restricted use sources.</i>					
1120		Grad Assistants-Indirect Instruct			15,000
<b>Total Unclassified Salaries</b>				<b>5.00</b>	<b>508,575</b>
<b>Total Unclassified Salaries by Fund</b>					
A0003		GU State General Fund		1.83	225,398
D10384		RU Engineering Technology		-	15,000
D10807		RU Engineer Tech Salar-Course Fee		3.17	268,177
<b>Total Unclassified Salaries by Fund</b>				<b>5.00</b>	<b>508,575</b>
<b>STUDENT ASSISTANTS AND BENEFITS</b>					
1220		Student Sal-Workstudy Federal			-
1690		Shrinkage			(6,388)
1760		State Leave Pymt Assessment			3,664
1830		Regents Retirement			41,958
1850		TIAA Disability			4,938
1911		Medicare			6,917
1912		OASDI			29,567
1750		Dependent Health Insurance			13,126
1752		Healthy Kids Health Insurance			863
1950		Single Group Health Insurance			37,601
1970		Workers Compensation			1,393
1980		Unemployment Compensation			298
<b>Total Students and Fringe Benefits</b>					<b>133,937</b>
<b>Total Students and Fringe Benefits by Fund</b>					
A0003		GU State General Fund			48,331
D10384		RU Engineering Technology			158
D10807		RU Engineer Tech Salar-Course Fee			85,448
R40041		Federal Work Study Program			-
<b>Total Students and Fringe Benefits</b>					<b>133,937</b>

**W.S.U ANNUAL BUDGET**  
**102348 - Engineering Technology**  
**For Fiscal Year 2025**

Account Code	Position Number	Name or Account Description	Months	2025 Adopted	
				Budget FTE	Amount
<b>Total Salaries and Fringe Benefits</b>				<b>5.00</b>	<b>642,512</b>
<b>Total Salaries and Fringe Benefits by Fund</b>					
A0003		GU State General Fund		1.83	273,729
D10384		RU Engineering Technology		-	15,158
D10807		RU Engineer Tech Salar-Course Fee		3.17	353,625
R40041		Federal Work Study Program		-	-
<b>Total Salaries and Fringe Benefits</b>				<b>5.00</b>	<b>642,512</b>
<b>OTHER OPERATING EXPENDITURES (OOE)</b>					
	7C	Contractual Services			3,000
	7F	Commodities			3,000
	7H	Capital Outlay			4,000
<b>Total OOE</b>					<b>10,000</b>
<b>Total OOE by Fund</b>					
A2000		GU General Fees Fund			10,000
<b>Total OOE by Fund</b>					<b>10,000</b>
<b>Total FTE and Expenditures</b>				<b>5.00</b>	<b>652,512</b>
<b>Total FTE and Expenditures by Fund</b>					
A0003		GU State General Fund		1.83	273,729
A2000		GU General Fees Fund		-	10,000
D10384		RU Engineering Technology		-	15,158
D10807		RU Engineer Tech Salar-Course Fee		3.17	353,625
R40041		Federal Work Study Program		-	-
<b>Total FTE and Expenditures by Fund</b>				<b>5.00</b>	<b>652,512</b>

**W.S.U ANNUAL BUDGET**  
**102197 - Engineering Technology Support**  
**For Fiscal Year 2025**

Account Code	Position Number	Name or Account Description	Months	2025 Adopted	
				Budget FTE	Amount
<b>USS SALARIES</b>					
<b>1000 USS Salaries-Permanent</b>					
<b>Total USS Salaries</b>				-	-
<b>Total USS Salaries by Fund</b>					
<b>Total USS Salaries by Fund</b>				-	-
<b>UNCLASSIFIED SALARIES</b>					
<b>1100 Unclassified Salaries-Permanent (Including 1105 - Stipend)</b>					
<b>Total Unclassified Salaries</b>				-	-
<b>Total Unclassified Salaries by Fund</b>					
<b>Total Unclassified Salaries by Fund</b>				-	-
<b>STUDENT ASSISTANTS AND BENEFITS</b>					
1200		Student Salaries-Regular			12,000
<b>Total Students and Fringe Benefits</b>				-	<b>12,000</b>
<b>Total Students and Fringe Benefits by Fund</b>					
D10898		RU Engineering Technology Support			12,000
<b>Total Students and Fringe Benefits</b>				-	<b>12,000</b>
<b>Total Salaries and Fringe Benefits</b>				-	<b>12,000</b>
<b>Total Salaries and Fringe Benefits by Fund</b>					
D10898		RU Engineering Technology Support			12,000
<b>Total Salaries and Fringe Benefits</b>				-	<b>12,000</b>
<b>OTHER OPERATING EXPENDITURES (OOE)</b>					
7F		Commodities			-
<b>Total OOE</b>				-	-
<b>Total OOE by Fund</b>					
D10898		RU Engineering Technology Support			-
<b>Total OOE by Fund</b>				-	-
<b>Total FTE and Expenditures</b>				-	<b>12,000</b>
<b>Total FTE and Expenditures by Fund</b>					
D10898		RU Engineering Technology Support			12,000
<b>Total FTE and Expenditures by Fund</b>				-	<b>12,000</b>

**W.S.U ANNUAL BUDGET**  
**102201 - Biomedical Engr Program Fee**  
**For Fiscal Year 2025**

Account Code	Position Number	Name or Account Description	Months	2025 Adopted	
				Budget FTE	Amount
<b>USS SALARIES</b>					
<b>1000 USS Salaries-Permanent</b>					
<b>Total USS Salaries</b>				-	-
<b>Total USS Salaries by Fund</b>					
<b>Total USS Salaries by Fund</b>				-	-
<b>UNCLASSIFIED SALARIES</b>					
<b>1100 Unclassified Salaries-Permanent (Including 1105 - Stipend)</b>					
1120		Grad Assistants-Indirect Instruct			8,000
<b>Total Unclassified Salaries</b>				-	<b>8,000</b>
<b>Total Unclassified Salaries by Fund</b>					
D10647		RU Biomedical Engr Program Fee		-	8,000
<b>Total Unclassified Salaries by Fund</b>				-	<b>8,000</b>
<b>STUDENT ASSISTANTS AND BENEFITS</b>					
1200		Student Salaries-Regular			-
1760		State Leave Pymt Assessment			58
1970		Workers Compensation			22
1980		Unemployment Compensation			5
<b>Total Students and Fringe Benefits</b>					<b>85</b>
<b>Total Students and Fringe Benefits by Fund</b>					
D10647		RU Biomedical Engr Program Fee			85
<b>Total Students and Fringe Benefits</b>					<b>85</b>
<b>Total Salaries and Fringe Benefits</b>				-	<b>8,085</b>
<b>Total Salaries and Fringe Benefits by Fund</b>					
D10647		RU Biomedical Engr Program Fee		-	8,085
<b>Total Salaries and Fringe Benefits</b>				-	<b>8,085</b>
<b>OTHER OPERATING EXPENDITURES (OOE)</b>					
7C		Contractual Services			-
7F		Commodities			-
7H		Capital Outlay			3,915
<b>Total OOE</b>					<b>3,915</b>
<b>Total OOE by Fund</b>					
D10647		RU Biomedical Engr Program Fee			3,915
<b>Total OOE by Fund</b>					<b>3,915</b>
<b>Total FTE and Expenditures</b>				-	<b>12,000</b>
<b>Total FTE and Expenditures by Fund</b>					
D10647		RU Biomedical Engr Program Fee		-	12,000
<b>Total FTE and Expenditures by Fund</b>				-	<b>12,000</b>

**W.S.U ANNUAL BUDGET**  
**102202 - Engr Technology Program Fee**  
**For Fiscal Year 2025**

Account Code	Position Number	Name or Account Description	Months	2025 Adopted	
				Budget FTE	Amount
<b>USS SALARIES</b>					
<b>1000 USS Salaries-Permanent</b>					
<b>Total USS Salaries</b>				-	-
<b>Total USS Salaries by Fund</b>					
<b>Total USS Salaries by Fund</b>				-	-
<b>UNCLASSIFIED SALARIES</b>					
<b>1100 Unclassified Salaries-Permanent (Including 1105 - Stipend)</b>					
<b>Total Unclassified Salaries</b>				-	-
<b>Total Unclassified Salaries by Fund</b>					
<b>Total Unclassified Salaries by Fund</b>				-	-
<b>STUDENT ASSISTANTS AND BENEFITS</b>					
1210		Student Salaries-WS-WSU Match			5,000
<b>Total Students and Fringe Benefits</b>				-	<b>5,000</b>
<b>Total Students and Fringe Benefits by Fund</b>					
D10648		RU Engr Technology Program Fee			5,000
<b>Total Students and Fringe Benefits</b>				-	<b>5,000</b>
<b>Total Salaries and Fringe Benefits</b>				-	<b>5,000</b>
<b>Total Salaries and Fringe Benefits by Fund</b>					
D10648		RU Engr Technology Program Fee		-	5,000
<b>Total Salaries and Fringe Benefits</b>				-	<b>5,000</b>
<b>OTHER OPERATING EXPENDITURES (OOE)</b>					
7C		Contractual Services			-
7F		Commodities			5,000
7H		Capital Outlay			5,000
<b>Total OOE</b>				-	<b>10,000</b>
<b>Total OOE by Fund</b>					
D10648		RU Engr Technology Program Fee			10,000
<b>Total OOE by Fund</b>				-	<b>10,000</b>
<b>Total FTE and Expenditures</b>				-	<b>15,000</b>
<b>Total FTE and Expenditures by Fund</b>					
D10648		RU Engr Technology Program Fee		-	15,000
<b>Total FTE and Expenditures by Fund</b>				-	<b>15,000</b>

**W.S.U ANNUAL BUDGET**  
**102367 - Engr-Flight Structures Lab**  
**For Fiscal Year 2025**

Account Code	Position Number	Name or Account Description	Months	2025 Adopted	
				Budget FTE	Amount
<b>USS SALARIES</b>					
<b>1000 USS Salaries-Permanent</b>					
<b>Total USS Salaries</b>				-	-
<b>Total USS Salaries by Fund</b>					
<b>Total USS Salaries by Fund</b>				-	-
<b>UNCLASSIFIED SALARIES</b>					
<b>1100 Unclassified Salaries-Permanent (Including 1105 - Stipend)</b>					
1130		Grad Assistants-Research		-	17,000
<b>Total Unclassified Salaries</b>				-	<b>17,000</b>
<b>Total Unclassified Salaries by Fund</b>					
D11122		RU Engr-Flight Structures Lab		-	17,000
<b>Total Unclassified Salaries by Fund</b>				-	<b>17,000</b>
<b>STUDENT ASSISTANTS AND BENEFITS</b>					
1200		Student Salaries-Regular		-	16,000
1760		State Leave Pymt Assessment		-	123
1850		TIAA Disability		-	-
1911		Medicare		-	-
1912		OASDI		-	-
1970		Workers Compensation		-	47
1980		Unemployment Compensation		-	11
<b>Total Students and Fringe Benefits</b>				-	<b>16,181</b>
<b>Total Students and Fringe Benefits by Fund</b>					
D11122		RU Engr-Flight Structures Lab		-	16,181
<b>Total Students and Fringe Benefits</b>				-	<b>16,181</b>
<b>Total Salaries and Fringe Benefits</b>				-	<b>33,181</b>
<b>Total Salaries and Fringe Benefits by Fund</b>					
D11122		RU Engr-Flight Structures Lab		-	33,181
<b>Total Salaries and Fringe Benefits</b>				-	<b>33,181</b>
<b>OTHER OPERATING EXPENDITURES (OOE)</b>					
7F		Commodities		-	4,000
7L		Grants Claims & Shared Revenue		-	-
<b>Total OOE</b>				-	<b>4,000</b>
<b>Total OOE by Fund</b>					
D11122		RU Engr-Flight Structures Lab		-	4,000
<b>Total OOE by Fund</b>				-	<b>4,000</b>
<b>Total FTE and Expenditures</b>				-	<b>37,181</b>
<b>Total FTE and Expenditures by Fund</b>					
D11122		RU Engr-Flight Structures Lab		-	37,181
<b>Total FTE and Expenditures by Fund</b>				-	<b>37,181</b>



**W.S.U ANNUAL BUDGET**  
**102376 - Engr-Indus Prod Ener Eff Lab(IPEEL)**  
**For Fiscal Year 2025**

Account Code	Position Number	Name or Account Description	Months	2025 Adopted	
				Budget FTE	Amount
<b>USS SALARIES</b>					
<b>1000 USS Salaries-Permanent</b>					
<b>Total USS Salaries</b>				-	-
<b>Total USS Salaries by Fund</b>					
<b>Total USS Salaries by Fund</b>				-	-
<b>UNCLASSIFIED SALARIES</b>					
<b>1100 Unclassified Salaries-Permanent (Including 1105 - Stipend)</b>					
1115		Unclassified Salaries-Add'l Comp		20,000	
1120		Grad Assistants-Indirect Instruct		-	
1130		Grad Assistants-Research		20,000	
<b>Total Unclassified Salaries</b>				-	<b>40,000</b>
<b>Total Unclassified Salaries by Fund</b>					
D11173		RU Indus Prod Ener Eff Lab (IPEEL)		-	40,000
<b>Total Unclassified Salaries by Fund</b>				-	<b>40,000</b>
<b>STUDENT ASSISTANTS AND BENEFITS</b>					
1760		State Leave Pymt Assessment		288	
1830		Regents Retirement		1,701	
1850		TIAA Disability		200	
1911		Medicare		290	
1912		OASDI		1,240	
1970		Workers Compensation		110	
1980		Unemployment Compensation		24	
<b>Total Students and Fringe Benefits</b>				-	<b>3,853</b>
<b>Total Students and Fringe Benefits by Fund</b>					
D11173		RU Indus Prod Ener Eff Lab (IPEEL)		-	3,853
<b>Total Students and Fringe Benefits</b>				-	<b>3,853</b>
<b>Total Salaries and Fringe Benefits</b>					
<b>Total Salaries and Fringe Benefits by Fund</b>				-	<b>43,853</b>
D11173		RU Indus Prod Ener Eff Lab (IPEEL)		-	43,853
<b>Total Salaries and Fringe Benefits</b>				-	<b>43,853</b>
<b>OTHER OPERATING EXPENDITURES (OOE)</b>					
7C		Contractual Services		690	
<b>Total OOE</b>				-	<b>690</b>
<b>Total OOE by Fund</b>					
D11173		RU Indus Prod Ener Eff Lab (IPEEL)		-	690
<b>Total OOE by Fund</b>				-	<b>690</b>
<b>Total FTE and Expenditures</b>					
<b>Total FTE and Expenditures by Fund</b>				-	<b>44,543</b>
D11173		RU Indus Prod Ener Eff Lab (IPEEL)		-	44,543
<b>Total FTE and Expenditures by Fund</b>				-	<b>44,543</b>

**W.S.U ANNUAL BUDGET**  
**102378 - Biomaterials and Bioengineering Lab**  
**For Fiscal Year 2025**

Account Code	Position Number	Name or Account Description	Months	2025 Adopted	
				Budget FTE	Amount
<b>USS SALARIES</b>					
<b>1000 USS Salaries-Permanent</b>					
<b>Total USS Salaries</b>				-	-
<b>Total USS Salaries by Fund</b>					
<b>Total USS Salaries by Fund</b>				-	-
<b>UNCLASSIFIED SALARIES</b>					
<b>1100 Unclassified Salaries-Permanent (Including 1105 - Stipend)</b>					
1130		Grad Assistants-Research			4,947
<b>Total Unclassified Salaries</b>				-	<b>4,947</b>
<b>Total Unclassified Salaries by Fund</b>					
D11187		RU Biomaterials & BioEngr Lab		-	4,947
<b>Total Unclassified Salaries by Fund</b>				-	<b>4,947</b>
<b>STUDENT ASSISTANTS AND BENEFITS</b>					
1760		State Leave Pymt Assessment			36
1970		Workers Compensation			14
1980		Unemployment Compensation			3
<b>Total Students and Fringe Benefits</b>				-	<b>53</b>
<b>Total Students and Fringe Benefits by Fund</b>					
D11187		RU Biomaterials & BioEngr Lab			53
<b>Total Students and Fringe Benefits</b>				-	<b>53</b>
<b>Total Salaries and Fringe Benefits</b>				-	<b>5,000</b>
<b>Total Salaries and Fringe Benefits by Fund</b>					
D11187		RU Biomaterials & BioEngr Lab		-	5,000
<b>Total Salaries and Fringe Benefits</b>				-	<b>5,000</b>
<b>OTHER OPERATING EXPENDITURES (OOE)</b>					
7F		Commodities			5,000
7H		Capital Outlay			-
<b>Total OOE</b>				-	<b>5,000</b>
<b>Total OOE by Fund</b>					
D11187		RU Biomaterials & BioEngr Lab			5,000
<b>Total OOE by Fund</b>				-	<b>5,000</b>
<b>Total FTE and Expenditures</b>				-	<b>10,000</b>
<b>Total FTE and Expenditures by Fund</b>					
D11187		RU Biomaterials & BioEngr Lab		-	10,000
<b>Total FTE and Expenditures by Fund</b>				-	<b>10,000</b>

**W.S.U ANNUAL BUDGET**  
**102381 - Advanced Mfg Processes Lab**  
**For Fiscal Year 2025**

Account Code	Position Number	Name or Account Description	Months	2025 Adopted	
				Budget FTE	Amount
<b>USS SALARIES</b>					
<b>1000 USS Salaries-Permanent</b>					
<b>Total USS Salaries</b>				-	-
<b>Total USS Salaries by Fund</b>					
<b>Total USS Salaries by Fund</b>				-	-
<b>UNCLASSIFIED SALARIES</b>					
<b>1100 Unclassified Salaries-Permanent (Including 1105 - Stipend)</b>					
1130		Grad Assistants-Research			6,000
<b>Total Unclassified Salaries</b>				-	<b>6,000</b>
<b>Total Unclassified Salaries by Fund</b>					
D10831		RU Adv Mfg Processes Lab		-	6,000
<b>Total Unclassified Salaries by Fund</b>				-	<b>6,000</b>
<b>STUDENT ASSISTANTS AND BENEFITS</b>					
1760		State Leave Pymt Assessment			44
1970		Workers Compensation			17
1980		Unemployment Compensation			4
<b>Total Students and Fringe Benefits</b>				-	<b>65</b>
<b>Total Students and Fringe Benefits by Fund</b>					
D10831		RU Adv Mfg Processes Lab			65
<b>Total Students and Fringe Benefits</b>				-	<b>65</b>
<b>Total Salaries and Fringe Benefits</b>				-	<b>6,065</b>
<b>Total Salaries and Fringe Benefits by Fund</b>					
D10831		RU Adv Mfg Processes Lab		-	6,065
<b>Total Salaries and Fringe Benefits</b>				-	<b>6,065</b>
<b>OTHER OPERATING EXPENDITURES (OOE)</b>					
7F		Commodities			4,000
<b>Total OOE</b>				-	<b>4,000</b>
<b>Total OOE by Fund</b>					
D10831		RU Adv Mfg Processes Lab			4,000
<b>Total OOE by Fund</b>				-	<b>4,000</b>
<b>Total FTE and Expenditures</b>				-	<b>10,065</b>
<b>Total FTE and Expenditures by Fund</b>					
D10831		RU Adv Mfg Processes Lab		-	10,065
<b>Total FTE and Expenditures by Fund</b>				-	<b>10,065</b>

**W.S.U ANNUAL BUDGET**  
**102413 - Systems, Energy & Analytics Lab**  
**For Fiscal Year 2025**

Account Code	Position Number	Name or Account Description	Months	2025 Adopted	
				Budget FTE	Amount
<b>USS SALARIES</b>					
<b>1000 USS Salaries-Permanent</b>					
<b>Total USS Salaries</b>				-	-
<b>Total USS Salaries by Fund</b>					
<b>Total USS Salaries by Fund</b>				-	-
<b>UNCLASSIFIED SALARIES</b>					
<b>1100 Unclassified Salaries-Permanent (Including 1105 - Stipend)</b>					
1115		Unclassified Salaries-Add'l Comp		25,000	
1130		Grad Assistants-Research		-	
1140		Grad Assistants-Other		3,000	
<b>Total Unclassified Salaries</b>				-	<b>28,000</b>
<b>Total Unclassified Salaries by Fund</b>					
D11499		RU Systems, Energy & Analytics Lab		-	25,000
D11549		SRO Sys Energy Analytic Lab Reserve		-	3,000
<b>Total Unclassified Salaries by Fund</b>				-	<b>28,000</b>
<b>STUDENT ASSISTANTS AND BENEFITS</b>					
1760		State Leave Pymt Assessment		202	
1830		Regents Retirement		2,125	
1850		TIAA Disability		250	
1911		Medicare		363	
1912		OASDI		1,550	
1970		Workers Compensation		78	
1980		Unemployment Compensation		17	
<b>Total Students and Fringe Benefits</b>				-	<b>4,585</b>
<b>Total Students and Fringe Benefits by Fund</b>					
D11499		RU Systems, Energy & Analytics Lab		4,552	
D11549		SRO Sys Energy Analytic Lab Reserve		33	
<b>Total Students and Fringe Benefits</b>				-	<b>4,585</b>
<b>Total Salaries and Fringe Benefits</b>				-	<b>32,585</b>
<b>Total Salaries and Fringe Benefits by Fund</b>					
D11499		RU Systems, Energy & Analytics Lab		-	29,552
D11549		SRO Sys Energy Analytic Lab Reserve		-	3,033
<b>Total Salaries and Fringe Benefits</b>				-	<b>32,585</b>
<b>OTHER OPERATING EXPENDITURES (OOE)</b>					
7C		Contractual Services		-	
7L		Grants Claims & Shared Revenue		-	
7X		Indirect Costs		11,448	
<b>Total OOE</b>				-	<b>11,448</b>
<b>Total OOE by Fund</b>					
D11499		RU Systems, Energy & Analytics Lab		5,448	
D11549		SRO Sys Energy Analytic Lab Reserve		6,000	
<b>Total OOE by Fund</b>				-	<b>11,448</b>
<b>Total FTE and Expenditures</b>				-	<b>44,033</b>
<b>Total FTE and Expenditures by Fund</b>					
D11499		RU Systems, Energy & Analytics Lab		-	35,000
D11549		SRO Sys Energy Analytic Lab Reserve		-	9,033
<b>Total FTE and Expenditures by Fund</b>				-	<b>44,033</b>

**W.S.U ANNUAL BUDGET  
102439 - School of Computing  
For Fiscal Year 2025**

Account Code	Position Number	Name or Account Description	Months	2025 Adopted	
				Budget FTE	Amount
<b>USS SALARIES</b>					
<b>1000 USS Salaries-Permanent</b>					
<b>Total USS Salaries</b>				-	-
<b>Total USS Salaries by Fund</b>					
D11697		RU SOC Faculty Salaries		-	-
<b>Total USS Salaries by Fund</b>				-	-
<b>UNCLASSIFIED SALARIES</b>					
<b>1100 Unclassified Salaries-Permanent (Including 1105 - Stipend)</b>					
991050		Unclassified Prof Teach 9 mo Vacant <i>This position is fully funded from restricted use sources.</i>		1.00	75,000
991115		Assistant Educator Srivastava, Sarthak <i>This position is fully funded from restricted use sources.</i>	9	1.00	76,237
991433		Assistant Prof 9 Month Vacant <i>This position is fully funded from restricted use sources.</i>		1.00	110,000
992907		Assistant Educator Vacant <i>This position is fully funded from restricted use sources.</i>		1.00	12,272
993743		Unclassified Prof Teach 9 mo Jabara, Joseph <i>This position is fully funded from restricted use sources.</i>	9	1.00	85,850
993808		Assistant Teaching Professor Yan, Fujian <i>This position is fully funded from restricted use sources.</i>	9	1.00	78,244
993809		Assistant Teaching Professor Li, Rong <i>This position is fully funded from restricted use sources.</i>	9	1.00	77,832
993810		Assistant Educator Aguida, Mohamed Anis <i>This position is fully funded from restricted use sources.</i>	9	1.00	76,285
994304		Assistant Educator Ensz, Thomas <i>This position is fully funded from restricted use sources.</i>	9	1.00	75,750
994349		Unclassified Prof Teach 9 mo Vacant <i>This position is fully funded from restricted use sources.</i>		1.00	75,000
994368		Office Manager Brooking, Wendy <i>\$10,471 of this position is funded from restricted use sources.</i>	12	1.00	47,840
994372		Unclassified Prof Teach 9 mo Vacant <i>This position is fully funded from restricted use sources.</i>		1.00	75,000
994542		Unclassified Prof Teach 9 mo			

**W.S.U ANNUAL BUDGET  
102439 - School of Computing  
For Fiscal Year 2025**

Account Code	Position Number	Name or Account Description	Months	2025 Adopted	
				Budget FTE	Amount
		Vacant <i>This position is fully funded from restricted use sources.</i>		1.00	75,000
994578	Unclassified Prof Teach 9 mo	Vacant <i>This position is fully funded from restricted use sources.</i>		1.00	65,000
995157	Administrative Assistant Rees, Margaret	<i>This position is fully funded from restricted use sources.</i>	12	0.75	36,254
995338	Director Cyber Security Vacant	<i>This position is fully funded from restricted use sources.</i>		1.00	85,000
996453	Assistant Teaching Professor Jareen, Tania	<i>This position is fully funded from restricted use sources.</i>	9	1.00	78,813
997011	Laboratory Coordinator, Engineering Manning, Julie	<i>This position is fully funded from restricted use sources.</i>	12	1.00	55,453
997259	Assistant Teaching Professor Lu, Huabo	<i>This position is fully funded from restricted use sources.</i>	9	1.00	85,152
997724	Professor Bagai, Rajiv	<i>This position is fully funded from restricted use sources.</i>	9	0.82	107,796
997862	Associate Professor Sinha, Kaushik	<i>This position is fully funded from restricted use sources.</i>	9	1.00	103,034
998200	Assistant Teaching Professor Bose, Sourabh	<i>This position is fully funded from restricted use sources.</i>	9	1.00	80,741
998356	Chairperson and Professor Sawan, Mahmoud		12	1.00	120,000
998362	Assistant Professor Vacant			1.00	95,000
998448	Associate Professor Vacant	<i>This position is fully funded from restricted use sources.</i>		1.00	103,558
998535	Assistant Professor Vacant	<i>This position is fully funded from restricted use sources.</i>		1.00	95,000
998595	Assistant Professor Vacant	<i>This position is fully funded from restricted use sources.</i>		0.50	41,046
998601	Associate Professor Shan, Zhiyong	<i>This position is fully funded from restricted use sources.</i>	9	1.00	111,100
998615	Associate Professor Salinas Monroy, Sergio		9	1.00	111,100

**W.S.U ANNUAL BUDGET  
102439 - School of Computing  
For Fiscal Year 2025**

Account Code	Position Number	Name or Account Description	Months	2025 Adopted	
				Budget FTE	Amount
					<i>\$16,665 of this position is funded from restricted use sources.</i>
	998616	Associate Professor Vacant		1.00	92,197
					<i>This position is fully funded from restricted use sources.</i>
	998620	Assistant Professor Vacant		1.00	110,000
					<i>This position is fully funded from restricted use sources.</i>
	999070	Data Analytics Postdoctoral Fellow Assistant Educator Vacant		1.00	64,187
					<i>This position is fully funded from restricted use sources.</i>
	1180	Unclassified Salaries-Lecturer			-
		<b>Total Unclassified Salaries</b>		<b>31.07</b>	<b>2,580,741</b>
		<b>Total Unclassified Salaries by Fund</b>			
	A0003	GU State General Fund		3.63	346,804
	A2000	GU General Fees Fund		-	-
	D11690	RU School of Computing		0.97	46,726
	D11697	RU SOC Faculty Salaries		26.47	2,187,212
		<b>Total Unclassified Salaries by Fund</b>		<b>31.07</b>	<b>2,580,741</b>
<b>STUDENT ASSISTANTS AND BENEFITS</b>					
	1200	Student Salaries-Regular			-
	1690	Shrinkage			(9,592)
	1760	State Leave Pymt Assessment			18,595
	1830	Regents Retirement			119,644
	1850	TIAA Disability			25,818
	1911	Medicare			36,872
	1912	OASDI			157,604
	1750	Dependent Health Insurance			29,843
	1950	Single Group Health Insurance			120,519
	1970	Workers Compensation			7,066
	1980	Unemployment Compensation			1,539
		<b>Total Students and Fringe Benefits</b>			<b>507,908</b>
		<b>Total Students and Fringe Benefits by Fund</b>			
	A0003	GU State General Fund			64,149
	A2000	GU General Fees Fund			-
	D11690	RU School of Computing			19,900
	D11697	RU SOC Faculty Salaries			423,858
		<b>Total Students and Fringe Benefits</b>			<b>507,908</b>
		<b>Total Salaries and Fringe Benefits</b>		<b>31.07</b>	<b>3,088,649</b>
		<b>Total Salaries and Fringe Benefits by Fund</b>			
	A0003	GU State General Fund		3.63	410,953
	A2000	GU General Fees Fund		-	-
	D11690	RU School of Computing		0.97	66,626
	D11697	RU SOC Faculty Salaries		26.47	2,611,070
		<b>Total Salaries and Fringe Benefits</b>		<b>31.07</b>	<b>3,088,649</b>
<b>OTHER OPERATING EXPENDITURES (OOE)</b>					
	7C	Contractual Services			15,923
	7F	Commodities			10,000
	7H	Capital Outlay			12,000
		<b>Total OOE</b>			<b>37,923</b>
		<b>Total OOE by Fund</b>			
	A2000	GU General Fees Fund			37,923
		<b>Total OOE by Fund</b>			<b>37,923</b>

**W.S.U ANNUAL BUDGET  
102439 - School of Computing  
For Fiscal Year 2025**

Account Code	Position Number	Name or Account Description	Months	2025 Adopted	
				Budget FTE	Amount
<b>Total FTE and Expenditures</b>				<b>31.07</b>	<b>3,126,572</b>
<b>Total FTE and Expenditures by Fund</b>					
A0003		GU State General Fund		3.63	410,953
A2000		GU General Fees Fund		-	37,923
D11690		RU School of Computing		0.97	66,626
D11697		RU SOC Faculty Salaries		26.47	2,611,070
<b>Total FTE and Expenditures by Fund</b>				<b>31.07</b>	<b>3,126,572</b>



**W.S.U ANNUAL BUDGET**  
**102396 - Bloomfield Innov Dist Prof-OOE**  
**For Fiscal Year 2025**

Account Code	Position Number	Name or Account Description	Months	2025 Adopted	
				Budget FTE	Amount
<b>USS SALARIES</b>					
<b>1000 USS Salaries-Permanent</b>					
<b>Total USS Salaries</b>				-	-
<b>Total USS Salaries by Fund</b>					
<b>Total USS Salaries by Fund</b>				-	-
<b>UNCLASSIFIED SALARIES</b>					
<b>1100 Unclassified Salaries-Permanent (Including 1105 - Stipend)</b>					
998260	Professor	Madhavan, Viswanatha	9	0.15	21,913
<i>This position is fully funded from restricted use sources.</i>					
1115	Unclassified Salaries-Add'l Comp				24,500
<b>Total Unclassified Salaries</b>				<b>0.15</b>	<b>46,413</b>
<b>Total Unclassified Salaries by Fund</b>					
D11266	RU Bloomfield Innov Dist Prof			0.15	46,413
<b>Total Unclassified Salaries by Fund</b>				<b>0.15</b>	<b>46,413</b>
<b>STUDENT ASSISTANTS AND BENEFITS</b>					
1760	State Leave Pymt Assessment				335
1830	Regents Retirement				3,946
1850	TIAA Disability				465
1911	Medicare				670
1912	OASDI				2,862
1950	Single Group Health Insurance				1,438
1970	Workers Compensation				127
1980	Unemployment Compensation				28
<b>Total Students and Fringe Benefits</b>					<b>9,871</b>
<b>Total Students and Fringe Benefits by Fund</b>					
D11266	RU Bloomfield Innov Dist Prof				9,871
<b>Total Students and Fringe Benefits</b>					<b>9,871</b>
<b>Total Salaries and Fringe Benefits</b>				<b>0.15</b>	<b>56,284</b>
<b>Total Salaries and Fringe Benefits by Fund</b>					
D11266	RU Bloomfield Innov Dist Prof			0.15	56,284
<b>Total Salaries and Fringe Benefits</b>				<b>0.15</b>	<b>56,284</b>
<b>OTHER OPERATING EXPENDITURES (OOE)</b>					
7F	Commodities				-
7H	Capital Outlay				-
<b>Total OOE</b>					-
<b>Total OOE by Fund</b>					
D11266	RU Bloomfield Innov Dist Prof				-
<b>Total OOE by Fund</b>					-
<b>Total FTE and Expenditures</b>				<b>0.15</b>	<b>56,284</b>
<b>Total FTE and Expenditures by Fund</b>					
D11266	RU Bloomfield Innov Dist Prof			0.15	56,284
<b>Total FTE and Expenditures by Fund</b>				<b>0.15</b>	<b>56,284</b>

**W.S.U ANNUAL BUDGET**  
**103009 - Center for Energy Studies**  
**For Fiscal Year 2025**

Account Code	Position Number	Name or Account Description	Months	2025 Adopted	
				Budget FTE	Amount
<b>USS SALARIES</b>					
<b>1000 USS Salaries-Permanent</b>					
<b>Total USS Salaries</b>				-	-
<b>Total USS Salaries by Fund</b>					
<b>Total USS Salaries by Fund</b>				-	-
<b>UNCLASSIFIED SALARIES</b>					
<b>1100 Unclassified Salaries-Permanent (Including 1105 - Stipend)</b>					
1130		Grad Assistants-Research		-	35,000
<b>Total Unclassified Salaries</b>				-	<b>35,000</b>
<b>Total Unclassified Salaries by Fund</b>					
D10666		RU Center for Energy Studies		-	35,000
<b>Total Unclassified Salaries by Fund</b>				-	<b>35,000</b>
<b>STUDENT ASSISTANTS AND BENEFITS</b>					
1200		Student Salaries-Regular		-	-
1760		State Leave Pymt Assessment		-	252
1970		Workers Compensation		-	96
1980		Unemployment Compensation		-	21
<b>Total Students and Fringe Benefits</b>				-	<b>369</b>
<b>Total Students and Fringe Benefits by Fund</b>					
D10666		RU Center for Energy Studies		-	369
<b>Total Students and Fringe Benefits</b>				-	<b>369</b>
<b>Total Salaries and Fringe Benefits</b>				-	<b>35,369</b>
<b>Total Salaries and Fringe Benefits by Fund</b>					
D10666		RU Center for Energy Studies		-	35,369
<b>Total Salaries and Fringe Benefits</b>				-	<b>35,369</b>
<b>OTHER OPERATING EXPENDITURES (OOE)</b>					
7H		Capital Outlay		-	-
<b>Total OOE</b>				-	-
<b>Total OOE by Fund</b>					
D10666		RU Center for Energy Studies		-	-
<b>Total OOE by Fund</b>				-	-
<b>Total FTE and Expenditures</b>				-	<b>35,369</b>
<b>Total FTE and Expenditures by Fund</b>					
D10666		RU Center for Energy Studies		-	35,369
<b>Total FTE and Expenditures by Fund</b>				-	<b>35,369</b>

**W.S.U ANNUAL BUDGET**  
**102438 - Electrical & Comp Eng Program Fee**  
**For Fiscal Year 2025**

Account Code	Position Number	Name or Account Description	Months	2025 Adopted	
				Budget FTE	Amount
<b>USS SALARIES</b>					
<b>1000 USS Salaries-Permanent</b>					
<b>Total USS Salaries</b>				-	-
<b>Total USS Salaries by Fund</b>					
<b>Total USS Salaries by Fund</b>				-	-
<b>UNCLASSIFIED SALARIES</b>					
<b>1100 Unclassified Salaries-Permanent (Including 1105 - Stipend)</b>					
1180		Unclassified Salaries-Lecturer		-	
1120		Grad Assistants-Indirect Instruct			25,000
1150		Grad Assistants-Direct Instruction			50,000
<b>Total Unclassified Salaries</b>				-	<b>75,000</b>
<b>Total Unclassified Salaries by Fund</b>					
D11694		RU ECE Course Fees		-	25,000
D11703		RU Electrical & Comp Program Fee		-	50,000
D11735		RU ECE Senior Design		-	-
<b>Total Unclassified Salaries by Fund</b>				-	<b>75,000</b>
<b>STUDENT ASSISTANTS AND BENEFITS</b>					
1760		State Leave Pymt Assessment			540
1911		Medicare			-
1912		OASDI			-
1970		Workers Compensation			206
1980		Unemployment Compensation			45
<b>Total Students and Fringe Benefits</b>				-	<b>791</b>
<b>Total Students and Fringe Benefits by Fund</b>					
D11694		RU ECE Course Fees			264
D11703		RU Electrical & Comp Program Fee			527
D11735		RU ECE Senior Design			-
<b>Total Students and Fringe Benefits</b>				-	<b>791</b>
<b>Total Salaries and Fringe Benefits</b>				-	<b>75,791</b>
<b>Total Salaries and Fringe Benefits by Fund</b>					
D11694		RU ECE Course Fees		-	25,264
D11703		RU Electrical & Comp Program Fee		-	50,527
D11735		RU ECE Senior Design		-	-
<b>Total Salaries and Fringe Benefits</b>				-	<b>75,791</b>
<b>OTHER OPERATING EXPENDITURES (OEE)</b>					
7F		Commodities			5,000
7H		Capital Outlay			-
7L		Grants Claims & Shared Revenue			-
<b>Total OEE</b>				-	<b>5,000</b>
<b>Total OEE by Fund</b>					
D11694		RU ECE Course Fees			-
D11703		RU Electrical & Comp Program Fee			-
D11735		RU ECE Senior Design			5,000
<b>Total OEE by Fund</b>				-	<b>5,000</b>
<b>Total FTE and Expenditures</b>				-	<b>80,791</b>
<b>Total FTE and Expenditures by Fund</b>					
D11694		RU ECE Course Fees		-	25,264
D11703		RU Electrical & Comp Program Fee		-	50,527

**W.S.U ANNUAL BUDGET**  
**102438 - Electrical & Comp Eng Program Fee**  
**For Fiscal Year 2025**

Account Code	Position Number	Name or Account Description	Months	2025 Adopted	
				Budget FTE	Amount
	D11735	RU ECE Senior Design		-	5,000
<b>Total FTE and Expenditures by Fund</b>				<b>-</b>	<b>80,791</b>

**W.S.U ANNUAL BUDGET**  
**102440 - School of Computing Program Fee**  
**For Fiscal Year 2025**

Account Code	Position Number	Name or Account Description	Months	2025 Adopted	
				Budget FTE	Amount
<b>USS SALARIES</b>					
<b>1000 USS Salaries-Permanent</b>					
<b>Total USS Salaries</b>				-	-
<b>Total USS Salaries by Fund</b>					
<b>Total USS Salaries by Fund</b>				-	-
<b>UNCLASSIFIED SALARIES</b>					
<b>1100 Unclassified Salaries-Permanent (Including 1105 - Stipend)</b>					
1180		Unclassified Salaries-Lecturer			20,000
1150		Grad Assistants-Direct Instruction			95,000
<b>Total Unclassified Salaries</b>				-	<b>115,000</b>
<b>Total Unclassified Salaries by Fund</b>					
D11704		RU School of Computing Program Fee		-	95,000
D11714		RU SOC Course Fees		-	20,000
<b>Total Unclassified Salaries by Fund</b>				-	<b>115,000</b>
<b>STUDENT ASSISTANTS AND BENEFITS</b>					
1760		State Leave Pymt Assessment			828
1911		Medicare			290
1912		OASDI			1,240
1970		Workers Compensation			315
1980		Unemployment Compensation			69
<b>Total Students and Fringe Benefits</b>				-	<b>2,742</b>
<b>Total Students and Fringe Benefits by Fund</b>					
D11704		RU School of Computing Program Fee		-	2,531
D11714		RU SOC Course Fees		-	211
<b>Total Students and Fringe Benefits</b>				-	<b>2,742</b>
<b>Total Salaries and Fringe Benefits</b>				-	<b>117,742</b>
<b>Total Salaries and Fringe Benefits by Fund</b>					
D11704		RU School of Computing Program Fee		-	97,531
D11714		RU SOC Course Fees		-	20,211
<b>Total Salaries and Fringe Benefits</b>				-	<b>117,742</b>
<b>OTHER OPERATING EXPENDITURES (OOE)</b>					
7C		Contractual Services			5,000
7F		Commodities			20,000
7H		Capital Outlay			50,000
7L		Grants Claims & Shared Revenue			10,000
<b>Total OOE</b>				-	<b>85,000</b>
<b>Total OOE by Fund</b>					
D11704		RU School of Computing Program Fee		-	35,000
D11714		RU SOC Course Fees		-	45,000
D11734		RU SoC Senior Design		-	5,000
<b>Total OOE by Fund</b>				-	<b>85,000</b>
<b>Total FTE and Expenditures</b>				-	<b>202,742</b>
<b>Total FTE and Expenditures by Fund</b>					
D11704		RU School of Computing Program Fee		-	132,531
D11714		RU SOC Course Fees		-	65,211
D11734		RU SoC Senior Design		-	5,000
<b>Total FTE and Expenditures by Fund</b>				-	<b>202,742</b>

**Wichita State University**  
**Fiscal Year 2025 Annual Operating Budget**

**College of Engineering**  
**General Academic Instruction Program**

**Instruction Budget Summary**

<u>Expenditures</u>	General Use Funds				Restricted Use Funds	Total Budget	% of Total Budget
	State General Fund	General Fees (Tuition) Fund	Total	% of General Use Budget			
<b>Salaries and Fringe Benefits</b>							
University Support Staff Salaries	\$ -	\$ -	\$ -	0.0%	\$ -	\$ -	0.0%
Unclassified Salaries	3,249,867	82,413	3,332,280	78.8%	7,189,607	10,521,887	78.2%
Student Salaries	-	-	-	0.0%	5,000	5,000	0.0%
Fringe Benefits	832,258	21,296	853,554	20.2%	1,719,755	2,573,309	19.1%
Shrinkage	(93,093)	(2,365)	(95,458)	-2.3%	-	(95,458)	-0.7%
<b>Subtotal Salaries and Fringe Benefits</b>	<b>\$ 3,989,032</b>	<b>\$ 101,344</b>	<b>\$ 4,090,376</b>	<b>96.7%</b>	<b>\$ 8,914,362</b>	<b>\$ 13,004,738</b>	<b>96.7%</b>
<b>Other Operating Expenditures</b>	<b>\$ -</b>	<b>\$ 138,358</b>	<b>\$ 138,358</b>	<b>3.3%</b>	<b>\$ 307,277</b>	<b>\$ 445,635</b>	<b>3.3%</b>
<b>Total Instruction Budget</b>	<b>\$ 3,989,032</b>	<b>\$ 239,702</b>	<b>\$ 4,228,734</b>	<b>100.0%</b>	<b>\$ 9,221,639</b>	<b>\$ 13,450,373</b>	<b>100.0%</b>

**Instruction Budget Summary by Organization**

<u>Organization</u>	FTE	General Use Funds	% of General Use Funds	Restricted Use Funds	% of Restricted Use Fund	Total Funds	% of Total Funds
Boeing Distinguished Professorship	-	\$ -	0.0%	\$ 62,615	0.7%	\$ 62,615	0.5%
Aerospace Engineering	14.38	1,193,023	28.2%	780,980	8.5%	1,974,003	14.7%
Engineering Capital Equipment	-	1,697	0.0%	-	0.0%	1,697	0.0%
Industrial and Manufacturing Engineering	13.34	786,206	18.6%	1,072,345	11.7%	1,858,551	13.8%
Mechanical Engineering	16.29	628,646	14.9%	1,699,891	18.5%	2,328,537	17.3%
Engineering Course Fee	-	-	0.0%	100,000	1.1%	100,000	0.7%
Electrical Engineering and Computer Science	-	-	0.0%	-	0.0%	-	0.0%
Bomhoff Distinguished Professorship	-	-	0.0%	-	0.0%	-	0.0%
Biomedical Engineering	7.00	269,315	6.4%	596,733	6.5%	866,048	6.4%
Bloomfield Distinguished Professorship	-	-	0.0%	-	0.0%	-	0.0%
Aerospace Engineering Course Fee	-	-	0.0%	45,000	0.5%	45,000	0.3%
Electrical & Computer Engineering Course Fee	-	-	0.0%	-	0.0%	-	0.0%
Industrial Engineering Course Fee	-	-	0.0%	52,000	0.6%	52,000	0.4%
Mechanical Engineering Course Fee	-	-	0.0%	45,000	0.5%	45,000	0.3%
Biomedical Engineering Program Fee	-	-	0.0%	12,000	0.1%	12,000	0.1%

*Continued on following page*

**Wichita State University**  
**Fiscal Year 2025 Annual Operating Budget**

**College of Engineering**  
**General Academic Instruction Program**

**Instruction Budget Summary by Organization**

<u>Organization</u>	<u>FTE</u>	<u>General Use Funds</u>	<u>% of General Use Funds</u>	<u>Restricted Use Funds</u>	<u>% of Restricted Use Fund</u>	<u>Total Funds</u>	<u>% of Total Funds</u>
Engineering Technology Program Fee	-	\$ -	0.0%	\$ 15,000	0.2%	\$ 15,000	0.1%
Engineering Technology	5.00	283,729	6.7%	368,783	4.0%	652,512	4.9%
Electrical & Computer Engineering	14.85	617,242	14.6%	1,353,779	14.8%	1,971,021	14.7%
Electrical & Computer Engineering Course Fee	-	-	0.0%	80,791	0.9%	80,791	0.6%
School of Computing	31.07	448,876	10.6%	2,677,696	29.2%	3,126,572	23.2%
School of Computing Course Fee	-	-	0.0%	202,742	2.2%	202,742	1.5%
Bloomfield Innovation Distinguished Professorship	0.15	-	0.0%	56,284	0.6%	56,284	0.4%
<b>Total Instruction Budget</b>	<b>102.07</b>	<b>\$ 4,228,734</b>	<b>100.0%</b>	<b>\$ 9,164,639</b>	<b>100.0%</b>	<b>\$ 13,450,373</b>	<b>99.6%</b>

*Summary excludes nonreportable expenditures*

**Wichita State University**  
**Fiscal Year 2025 Annual Operating Budget**

**Instruction Program**  
**Program Code 42000**

**College of Fine Arts**  
**Instruction Program Budget Units**

Opera  
Musical Theatre  
University Theatre  
Dance Program  
Fine Arts Instructional  
Art, Design & Creative Industries  
School of Music

School of Digital Arts  
School of Performing Arts  
Fine Arts Lecturers  
Fine Arts Instructional Fees  
Fine Arts Festivals  
Kodaly Program



**W.S.U ANNUAL BUDGET**  
**101952 - Opera**  
**For Fiscal Year 2025**

Account Code	Position Number	Name or Account Description	Months	2025 Adopted	
				Budget FTE	Amount
<b>USS SALARIES</b>					
<b>1000 USS Salaries-Permanent</b>					
<b>Total USS Salaries</b>				-	-
<b>Total USS Salaries by Fund</b>					
<b>Total USS Salaries by Fund</b>				-	-
<b>UNCLASSIFIED SALARIES</b>					
<b>1100 Unclassified Salaries-Permanent (Including 1105 - Stipend)</b>					
1110		Uncl-Salaries-Seasonal and Temp		-	
1115		Unclassified Salaries-Add'l Comp			2,000
<b>Total Unclassified Salaries</b>				-	<b>2,000</b>
<b>Total Unclassified Salaries by Fund</b>					
D10863		RU Opera		-	2,000
<b>Total Unclassified Salaries by Fund</b>				-	<b>2,000</b>
<b>STUDENT ASSISTANTS AND BENEFITS</b>					
1200		Student Salaries-Regular			6,934
1210		Student Salaries-WS-WSU Match			1,200
1760		State Leave Pymt Assessment			15
1830		Regents Retirement			170
1850		TIAA Disability			20
1911		Medicare			29
1912		OASDI			124
1970		Workers Compensation			6
1980		Unemployment Compensation			2
<b>Total Students and Fringe Benefits</b>				-	<b>8,500</b>
<b>Total Students and Fringe Benefits by Fund</b>					
D10863		RU Opera			8,500
<b>Total Students and Fringe Benefits</b>				-	<b>8,500</b>
<b>Total Salaries and Fringe Benefits</b>				-	<b>10,500</b>
<b>Total Salaries and Fringe Benefits by Fund</b>					
D10863		RU Opera		-	10,500
<b>Total Salaries and Fringe Benefits</b>				-	<b>10,500</b>
<b>OTHER OPERATING EXPENDITURES (OOE)</b>					
7C		Contractual Services			6,300
7F		Commodities			2,700
7V		Miscellaneous Non Expense			-
7Z		Transfers Out			-
<b>Total OOE</b>				-	<b>9,000</b>
<b>Total OOE by Fund</b>					
A2000		GU General Fees Fund			9,000
D10863		RU Opera			-
<b>Total OOE by Fund</b>				-	<b>9,000</b>
<b>Total FTE and Expenditures</b>				-	<b>19,500</b>
<b>Total FTE and Expenditures by Fund</b>					
A2000		GU General Fees Fund		-	9,000
D10863		RU Opera		-	10,500
<b>Total FTE and Expenditures by Fund</b>				-	<b>19,500</b>

**W.S.U ANNUAL BUDGET  
101956 - Musical Theatre  
For Fiscal Year 2025**

Account Code	Position Number	Name or Account Description	Months	2025 Adopted	
				Budget FTE	Amount
<b>USS SALARIES</b>					
<b>1000 USS Salaries-Permanent</b>					
<b>Total USS Salaries</b>				-	-
<b>Total USS Salaries by Fund</b>					
<b>Total USS Salaries by Fund</b>				-	-
<b>UNCLASSIFIED SALARIES</b>					
<b>1100 Unclassified Salaries-Permanent (Including 1105 - Stipend)</b>					
<b>Total Unclassified Salaries</b>				-	-
<b>Total Unclassified Salaries by Fund</b>					
<b>Total Unclassified Salaries by Fund</b>				-	-
<b>STUDENT ASSISTANTS AND BENEFITS</b>					
<b>Total Students and Fringe Benefits</b>				-	-
<b>Total Students and Fringe Benefits by Fund</b>					
<b>Total Students and Fringe Benefits</b>				-	-
<b>Total Salaries and Fringe Benefits</b>				-	-
<b>Total Salaries and Fringe Benefits by Fund</b>					
<b>Total Salaries and Fringe Benefits</b>				-	-
<b>OTHER OPERATING EXPENDITURES (OOE)</b>					
7C Contractual Services				15,960	
7F Commodities				5,575	
7L Grants Claims & Shared Revenue				-	
<b>Total OOE</b>				<b>21,535</b>	
<b>Total OOE by Fund</b>					
A2000	GU General Fees Fund			10,000	
D10083	RU Musical Theatre			11,535	
<b>Total OOE by Fund</b>				<b>21,535</b>	
<b>Total FTE and Expenditures</b>				-	<b>21,535</b>
<b>Total FTE and Expenditures by Fund</b>					
A2000	GU General Fees Fund			-	10,000
D10083	RU Musical Theatre			-	11,535
<b>Total FTE and Expenditures by Fund</b>				-	<b>21,535</b>

**W.S.U ANNUAL BUDGET  
101958 - University Theatre  
For Fiscal Year 2025**

Account Code	Position Number	Name or Account Description	Months	2025 Adopted	
				Budget FTE	Amount
<b>USS SALARIES</b>					
<b>1000 USS Salaries-Permanent</b>					
<b>Total USS Salaries</b>				-	-
<b>Total USS Salaries by Fund</b>					
<b>Total USS Salaries by Fund</b>				-	-
<b>UNCLASSIFIED SALARIES</b>					
<b>1100 Unclassified Salaries-Permanent (Including 1105 - Stipend)</b>					
<b>Total Unclassified Salaries</b>				-	-
<b>Total Unclassified Salaries by Fund</b>					
<b>Total Unclassified Salaries by Fund</b>				-	-
<b>STUDENT ASSISTANTS AND BENEFITS</b>					
<b>Total Students and Fringe Benefits</b>				-	-
<b>Total Students and Fringe Benefits by Fund</b>					
<b>Total Students and Fringe Benefits</b>				-	-
<b>Total Salaries and Fringe Benefits</b>				-	-
<b>Total Salaries and Fringe Benefits by Fund</b>					
<b>Total Salaries and Fringe Benefits</b>				-	-
<b>OTHER OPERATING EXPENDITURES (OOE)</b>					
7C		Contractual Services			21,008
7F		Commodities			12,292
7L		Grants Claims & Shared Revenue			-
7V		Miscellaneous Non Expense			-
<b>Total OOE</b>				<b>33,300</b>	
<b>Total OOE by Fund</b>					
A2000		GU General Fees Fund			7,000
D10085		RU University Theatre			26,300
<b>Total OOE by Fund</b>				<b>33,300</b>	
<b>Total FTE and Expenditures</b>				-	<b>33,300</b>
<b>Total FTE and Expenditures by Fund</b>					
A2000		GU General Fees Fund		-	7,000
D10085		RU University Theatre		-	26,300
<b>Total FTE and Expenditures by Fund</b>				-	<b>33,300</b>

**W.S.U ANNUAL BUDGET  
101971 - Dance Program  
For Fiscal Year 2025**

Account Code	Position Number	Name or Account Description	Months	2025 Adopted	
				Budget FTE	Amount
<b>USS SALARIES</b>					
<b>1000 USS Salaries-Permanent</b>					
<b>Total USS Salaries</b>				-	-
<b>Total USS Salaries by Fund</b>					
<b>Total USS Salaries by Fund</b>				-	-
<b>UNCLASSIFIED SALARIES</b>					
<b>1100 Unclassified Salaries-Permanent (Including 1105 - Stipend)</b>					
<b>Total Unclassified Salaries</b>				-	-
<b>Total Unclassified Salaries by Fund</b>					
<b>Total Unclassified Salaries by Fund</b>				-	-
<b>STUDENT ASSISTANTS AND BENEFITS</b>					
<b>Total Students and Fringe Benefits</b>				-	-
<b>Total Students and Fringe Benefits by Fund</b>					
<b>Total Students and Fringe Benefits</b>				-	-
<b>Total Salaries and Fringe Benefits</b>				-	-
<b>Total Salaries and Fringe Benefits by Fund</b>					
<b>Total Salaries and Fringe Benefits</b>				-	-
<b>OTHER OPERATING EXPENDITURES (OOE)</b>					
7C Contractual Services				11,748	
7F Commodities				1,752	
<b>Total OOE</b>				<b>13,500</b>	
<b>Total OOE by Fund</b>					
A2000		GU General Fees Fund		3,500	
D10088		RU Dance Program		10,000	
<b>Total OOE by Fund</b>				<b>13,500</b>	
<b>Total FTE and Expenditures</b>				-	<b>13,500</b>
<b>Total FTE and Expenditures by Fund</b>					
A2000		GU General Fees Fund		-	3,500
D10088		RU Dance Program		-	10,000
<b>Total FTE and Expenditures by Fund</b>				-	<b>13,500</b>

**W.S.U ANNUAL BUDGET  
102032 - Fine Arts Instructional  
For Fiscal Year 2025**

Account Code	Position Number	Name or Account Description	Months	2025 Adopted	
				Budget FTE	Amount
<b>USS SALARIES</b>					
<b>1000 USS Salaries-Permanent</b>					
<b>Total USS Salaries</b>				-	-
<b>Total USS Salaries by Fund</b>					
<b>Total USS Salaries by Fund</b>				-	-
<b>UNCLASSIFIED SALARIES</b>					
<b>1100 Unclassified Salaries-Permanent (Including 1105 - Stipend)</b>					
1110		Uncl-Salaries-Seasonal and Temp			44,433
1115		Unclassified Salaries-Add'l Comp			27,121
1180		Unclassified Salaries-Lecturer			30,015
<b>Total Unclassified Salaries</b>				-	<b>101,569</b>
<b>Total Unclassified Salaries by Fund</b>					
A2000		GU General Fees Fund		-	41,433
D10090		RU Fine Arts Instructional		-	60,136
<b>Total Unclassified Salaries by Fund</b>				-	<b>101,569</b>
<b>STUDENT ASSISTANTS AND BENEFITS</b>					
1690		Shrinkage			(1,026)
1760		State Leave Pymt Assessment			732
1830		Regents Retirement			2,306
1850		TIAA Disability			272
1911		Medicare			1,473
1912		OASDI			6,298
1970		Workers Compensation			279
1980		Unemployment Compensation			62
<b>Total Students and Fringe Benefits</b>				-	<b>10,396</b>
<b>Total Students and Fringe Benefits by Fund</b>					
A2000		GU General Fees Fund		-	2,582
D10090		RU Fine Arts Instructional		-	7,814
<b>Total Students and Fringe Benefits</b>				-	<b>10,396</b>
<b>Total Salaries and Fringe Benefits</b>				-	<b>111,965</b>
<b>Total Salaries and Fringe Benefits by Fund</b>					
A2000		GU General Fees Fund		-	44,015
D10090		RU Fine Arts Instructional		-	67,950
<b>Total Salaries and Fringe Benefits</b>				-	<b>111,965</b>
<b>OTHER OPERATING EXPENDITURES (OOE)</b>					
7C		Contractual Services			3,550
7Z		Transfers Out			500
<b>Total OOE</b>				-	<b>4,050</b>
<b>Total OOE by Fund</b>					
D10090		RU Fine Arts Instructional			4,050
<b>Total OOE by Fund</b>				-	<b>4,050</b>
<b>Total FTE and Expenditures</b>				-	<b>116,015</b>
<b>Total FTE and Expenditures by Fund</b>					
A2000		GU General Fees Fund		-	44,015
D10090		RU Fine Arts Instructional		-	72,000
<b>Total FTE and Expenditures by Fund</b>				-	<b>116,015</b>

**W.S.U ANNUAL BUDGET**  
**102097 - Art, Design & Creative Industries**  
**For Fiscal Year 2025**

Account Code	Position Number	Name or Account Description	Months	2025 Adopted	
				Budget FTE	Amount
<b>USS SALARIES</b>					
<b>1000 USS Salaries-Permanent</b>					
<b>Total USS Salaries</b>				-	-
<b>Total USS Salaries by Fund</b>					
<b>Total USS Salaries by Fund</b>				-	-
<b>UNCLASSIFIED SALARIES</b>					
<b>1100 Unclassified Salaries-Permanent (Including 1105 - Stipend)</b>					
991046		Assistant Educator of Graphic Design Bhandary, Suman	9	1.00	55,550
993036		Assistant Professor Graphic Design Puskarevic, Irma	9	1.00	58,669
997455		Associate Professor & Associate Director of ADCI Ray, Jennifer	10	1.00	71,821
997604		Associate Professor Pederson, Claudia	9	1.00	64,894
997698		Associate Professor Lockard, Brittany	9	1.00	64,894
997872		Assistant Professor Smith, Joshua	9	1.00	56,592
997966		Professor Adler, Edward	9	1.00	78,033
998203		Assistant Educator of Art Education Murano, Tina <i>\$4,025 of this position is funded from restricted use sources.</i>	9	1.00	48,985
998323		Recruitment and Communications Specialist Storie, Austin <i>\$14,681 of this position is funded from restricted use sources.</i>	12	1.00	47,882
998324		Professor & Graduate Coordinator Bubp, Robert	9	1.00	80,031
998326		Art Studio Manager Burchinal, Tanna	12	1.00	47,865
998327		Associate Professor Badgett, Barry	9	1.00	69,684
998328		Associate Professor Santos, Lori	9	1.00	69,884
998331		Director of the School of Art, Design and Creative Industries and Professor Pulaski, Jeffrey	12	1.00	108,070
998333		Professor Sulyok, Levente	9	1.00	76,301
998342		Assistant Teaching Professor of Print Media			

**W.S.U ANNUAL BUDGET**  
**102097 - Art, Design & Creative Industries**  
**For Fiscal Year 2025**

Account Code	Position Number	Name or Account Description	Months	2025 Adopted	
				Budget FTE	Amount
		Hernandez Guillen, Marco	9	1.00	51,763
	999871	Administrative Specialist Gaston, Kyla	12	1.00	44,470
	1110	Uncl-Salaries-Seasonal and Temp			-
	1115	Unclassified Salaries-Add'l Comp			-
	1160	Unclass Sal-OT/Comp/AHR			1,000
<b>Total Unclassified Salaries</b>				<b>17.00</b>	<b>1,096,388</b>
<b>Total Unclassified Salaries by Fund</b>					
	A0003	GU State General Fund		15.61	1,019,013
	A2000	GU General Fees Fund		1.00	58,669
	D10091	RU School of Art and Design		0.39	18,706
	D11738	RU School of ADCI Course Fees		-	-
<b>Total Unclassified Salaries by Fund</b>				<b>17.00</b>	<b>1,096,388</b>
<b>STUDENT ASSISTANTS AND BENEFITS</b>					
	1200	Student Salaries-Regular			8,000
	1210	Student Salaries-WS-WSU Match			12,000
	1220	Student Sal-Workstudy Federal			-
	1690	Shrinkage			(32,969)
	1760	State Leave Pymt Assessment			7,905
	1830	Regents Retirement			93,201
	1850	TIAA Disability			10,972
	1911	Medicare			15,537
	1912	OASDI			66,402
	1750	Dependent Health Insurance			17,501
	1950	Single Group Health Insurance			159,805
	1970	Workers Compensation			3,007
	1980	Unemployment Compensation			654
<b>Total Students and Fringe Benefits</b>					<b>362,015</b>
<b>Total Students and Fringe Benefits by Fund</b>					
	A0003	GU State General Fund			316,731
	A2000	GU General Fees Fund			18,244
	D10091	RU School of Art and Design			27,040
	D11738	RU School of ADCI Course Fees			-
	R40041	Federal Work Study Program			-
<b>Total Students and Fringe Benefits</b>					<b>362,015</b>
<b>Total Salaries and Fringe Benefits</b>				<b>17.00</b>	<b>1,458,403</b>
<b>Total Salaries and Fringe Benefits by Fund</b>					
	A0003	GU State General Fund		15.61	1,335,744
	A2000	GU General Fees Fund		1.00	76,913
	D10091	RU School of Art and Design		0.39	45,746
	D11738	RU School of ADCI Course Fees		-	-
	R40041	Federal Work Study Program		-	-
<b>Total Salaries and Fringe Benefits</b>				<b>17.00</b>	<b>1,458,403</b>
<b>OTHER OPERATING EXPENDITURES (OOE)</b>					
	7C	Contractual Services			124,199
	7F	Commodities			61,277
	7H	Capital Outlay			287,325
	7V	Miscellaneous Non Expense			-
<b>Total OOE</b>					<b>472,801</b>
<b>Total OOE by Fund</b>					
	A2000	GU General Fees Fund			35,431
	D10091	RU School of Art and Design			437,370
	D11738	RU School of ADCI Course Fees			-
<b>Total OOE by Fund</b>					<b>472,801</b>

**W.S.U ANNUAL BUDGET**  
**102097 - Art, Design & Creative Industries**  
**For Fiscal Year 2025**

Account Code	Position Number	Name or Account Description	Months	2025 Adopted	
				Budget FTE	Amount
<b>Total FTE and Expenditures</b>				<b>17.00</b>	<b>1,931,204</b>
<b>Total FTE and Expenditures by Fund</b>					
A0003		GU State General Fund		15.61	1,335,744
A2000		GU General Fees Fund		1.00	112,344
D10091		RU School of Art and Design		0.39	483,116
D11738		RU School of ADCI Course Fees		-	-
R40041		Federal Work Study Program		-	-
<b>Total FTE and Expenditures by Fund</b>				<b>17.00</b>	<b>1,931,204</b>



**W.S.U ANNUAL BUDGET  
102098 - School of Music  
For Fiscal Year 2025**

Account Code	Position Number	Name or Account Description	Months	2025 Adopted	
				Budget FTE	Amount
<b>USS SALARIES</b>					
<b>1000 USS Salaries-Permanent</b>					
	997622	Piano Technician Vacant	12	0.50	27,500
		<i>This position is fully funded from restricted use sources.</i>			
		<b>Total USS Salaries</b>		<b>0.50</b>	<b>27,500</b>
<b>Total USS Salaries by Fund</b>					
	D10092	RU School of Music		0.50	27,500
		<b>Total USS Salaries by Fund</b>		<b>0.50</b>	<b>27,500</b>
<b>UNCLASSIFIED SALARIES</b>					
<b>1100 Unclassified Salaries-Permanent (Including 1105 - Stipend)</b>					
	991484	Associate Professor / Director of School of Music and Director of Bands Shade, Timothy	12	1.00	92,881
		<i>\$7,311 of this position is funded from restricted use sources.</i>			
	993597	Director of Athletic Bands Assistant Teaching Professor Hulett, Lucas	9	1.00	46,233
	994207	Recruitment and Communications Specialist Ricker, Mark	12	1.00	49,410
	995231	Assistant Educator of Clarinet Goter, Rachelle	9	0.75	40,256
		<i>\$14,508 of this position is funded from restricted use sources.</i>			
	996950	Assistant Professor Goering, John	9	0.50	25,501
	997301	Administrative Specialist Brown, Anne Marie	12	1.00	44,179
	997596	Assistant Professor of Voice Taylor, Hilary	9	1.00	56,801
	997597	Professor Hunsicker, J	9	1.00	73,979
	997601	Professor Bernstorf, Elaine	9	1.00	117,220
	997739	Associate Professor of Piano Pedagogy and Program Director of Keyboard Gray, Marta	9	1.00	65,416
		<i>\$1,000 of this position is funded from restricted use sources.</i>			
	997877	Associate Professor and Director of Jazz Studies Flynn, William	9	1.00	62,551
	997886	Assistant Professor Black, Phillip	9	0.50	28,540
	998279	Assistant Professor and Coordinator of MAALM Banke, Andrea	9	0.75	39,858
	998281	Assistant Professor of Musicology Nelson, Trevor	9	1.00	56,764

**W.S.U ANNUAL BUDGET  
102098 - School of Music  
For Fiscal Year 2025**

Account Code	Position Number	Name or Account Description	Months	2025 Adopted	
				Budget FTE	Amount
998282	Professor	Consiglio, Catherine	9	1.00	79,041
998283	Professor	Vacant	9	1.00	55,000
998284	Professor and Program Director of Music Education	Wine, Thomas	9	1.00	99,141
998288	Associate Professor	Wallace, Jeb	9	1.00	68,507
998289	Professor	Foley, Mark	9	1.00	98,529
998291	Professor, Associate Director of School Of Music & Director of Choral Activities	Beeken, Ryan	9	1.00	93,102
998292	Professor	Scholl, Gerald	9	1.00	76,283
998293	Visiting Assistant Teaching Professor of Piano	Kim, Warren	9	0.50	25,882
998294	Robert L Town Faculty of Distinction and Professor	Davis, Lynne <i>\$149 of this position is funded from restricted use sources.</i>	9	1.00	76,319
998295	Assistant Educator of Music Education and Placement Coordinator	Vanausdall, Amanda <i>\$6,811 of this position is funded from restricted use sources.</i>	9	0.50	25,881
998296	Associate Professor	Castaldi, Kristen	9	1.00	63,645
998297	Assistant Professor of Music Theory	Pedersen, Jacy	9	1.00	56,801
998298	Professor	Bees, Julie	9	1.00	110,449
998299	Assistant Professor of Music Theory and Composition and Grad Coord	MacDonald, David	9	1.00	65,906
998300	Associate Professor	Sylvester, Michael	9	1.00	63,441
998304	Associate Professor	Shukaev, Leonid	9	1.00	66,187
998305	Assistant Professor of Violin	Jones, Timothy	9	1.00	58,669
998306	Associate Professor of Saxophone and Director of Jazz Ensembles	Pisano, James	9	1.00	64,928
998307	Dennis and Ann Ross Faculty of Distinction and Professor/Program Director of Opera	Held, Alan	9	1.00	109,615

**W.S.U ANNUAL BUDGET  
102098 - School of Music  
For Fiscal Year 2025**

Account Code	Position Number	Name or Account Description	Months	2025 Adopted	
				Budget FTE	Amount
	998309	Ann Walenta Faculty of Distinction Endowed Professorship, Professor, and Director of Orchestra Laycock, Mark	9	1.00	90,244
	998312	Professor and Director of Wind/Percussion Oare, Steven	9	1.00	80,278
	998315	Assistant Professor Vacant	9	1.00	40,000
	998316	Professor St. Pierre, Kelly	9	1.00	80,269
	1110	Uncl-Salaries-Seasonal and Temp			7,000
	1115	Unclassified Salaries-Add'l Comp			20,000
	1180	Unclassified Salaries-Lecturer			45,000
	1120	Grad Assistants-Indirect Instruct			2,000
	1150	Grad Assistants-Direct Instruction			3,500
	1140	Grad Assistants-Other			25,000
		<b>Total Unclassified Salaries</b>		<b>34.50</b>	<b>2,550,206</b>
<b>Total Unclassified Salaries by Fund</b>					
	A0003	GU State General Fund		16.46	1,247,354
	A2000	GU General Fees Fund		17.54	1,170,573
	D10092	RU School of Music		0.50	132,279
	D11739	RU School of Music Course Fees		0.00	0
		<b>Total Unclassified Salaries by Fund</b>		<b>34.50</b>	<b>2,550,206</b>
<b>STUDENT ASSISTANTS AND BENEFITS</b>					
	1200	Student Salaries-Regular			-
	1220	Student Sal-Workstudy Federal			-
	1690	Shrinkage			(73,806)
	1760	State Leave Pymt Assessment			18,586
	1830	Regents Retirement			212,112
	1850	TIAA Disability			24,976
	1911	Medicare			35,529
	1912	OASDI			151,832
	1750	Dependent Health Insurance			68,168
	1950	Single Group Health Insurance			320,292
	1970	Workers Compensation			7,067
	1980	Unemployment Compensation			1,515
		<b>Total Students and Fringe Benefits</b>			<b>766,271</b>
<b>Total Students and Fringe Benefits by Fund</b>					
	A0003	GU State General Fund			375,765
	A2000	GU General Fees Fund			368,695
	D10092	RU School of Music			21,803
	D11739	RU School of Music Course Fees			8
	R40041	Federal Work Study Program			-
		<b>Total Students and Fringe Benefits</b>			<b>766,271</b>
<b>Total Salaries and Fringe Benefits</b>					
				<b>35.00</b>	<b>3,343,977</b>
<b>Total Salaries and Fringe Benefits by Fund</b>					
	A0003	GU State General Fund		16.46	1,623,119
	A2000	GU General Fees Fund		17.54	1,539,268
	D10092	RU School of Music		1.00	181,582
	D11739	RU School of Music Course Fees		0.00	8
	R40041	Federal Work Study Program		-	-
		<b>Total Salaries and Fringe Benefits</b>		<b>35.00</b>	<b>3,343,977</b>
<b>OTHER OPERATING EXPENDITURES (OOE)</b>					
	7C	Contractual Services			141,682
	7F	Commodities			19,161

**W.S.U ANNUAL BUDGET  
102098 - School of Music  
For Fiscal Year 2025**

Account Code	Position Number	Name or Account Description	Months	2025 Adopted	
				Budget FTE	Amount
		7H Capital Outlay			1,200
		7L Grants Claims & Shared Revenue			20,000
		7V Miscellaneous Non Expense			-
<b>Total OOE</b>					<b>182,043</b>
<b>Total OOE by Fund</b>					
	D10092	RU School of Music			182,043
	D11739	RU School of Music Course Fees			-
<b>Total OOE by Fund</b>					<b>182,043</b>
<b>Total FTE and Expenditures</b>				<b>35.00</b>	<b>3,526,020</b>
<b>Total FTE and Expenditures by Fund</b>					
	A0003	GU State General Fund		16.46	1,623,119
	A2000	GU General Fees Fund		17.54	1,539,268
	D10092	RU School of Music		1.00	363,625
	D11739	RU School of Music Course Fees		0.00	8
	R40041	Federal Work Study Program		-	-
<b>Total FTE and Expenditures by Fund</b>				<b>35.00</b>	<b>3,526,020</b>

**W.S.U ANNUAL BUDGET  
102401 - School of Digital Arts  
For Fiscal Year 2025**

Account Code	Position Number	Name or Account Description	Months	2025 Adopted	
				Budget FTE	Amount
<b>USS SALARIES</b>					
<b>1000 USS Salaries-Permanent</b>					
<b>Total USS Salaries</b>				-	-
<b>Total USS Salaries by Fund</b>					
<b>Total USS Salaries by Fund</b>				-	-
<b>UNCLASSIFIED SALARIES</b>					
<b>1100 Unclassified Salaries-Permanent (Including 1105 - Stipend)</b>					
991052		Assistant Educator and Program Dir of Audio Production Aguirre, Irving <i>This position is fully funded from restricted use sources.</i>	9	1.00	68,840
991474		Assistant Teaching Professor, Director of Filmmaking Program, Associate Director of SODA Thomas, Robert <i>This position is fully funded from restricted use sources.</i>	9	1.00	71,292
992006		Assistant Teaching Professor of Collaborative Design Vacant <i>This position is fully funded from restricted use sources.</i>	9	1.00	65,000
993539		Assistant Educator of Animation & Program Director of Animation Cooper, Jalen <i>This position is fully funded from restricted use sources.</i>	9	1.00	66,757
993588		Administrative Specialist Hernandez, Jeannie <i>This position is fully funded from restricted use sources.</i>	12	1.00	41,454
994021		Academic Instructor Vacant <i>This position is fully funded from restricted use sources.</i>		0.25	3,302
994141		Assistant Educator; Director, School of Digital Arts; Director, Shocker Studios Rorabaugh, Justin <i>\$65,833 of this position is funded from restricted use sources.</i>	12	1.00	117,318
995576		Equipment Manager Cruz, Alexis <i>This position is fully funded from restricted use sources.</i>	12	1.00	39,728
998032		Professor & Program Director of Acting for Digital Arts Jones, Bret <i>This position is fully funded from restricted use sources.</i>	9	0.01	1,000
999080		Assistant Educator and Program Director of Game Design Foster, Brian <i>This position is fully funded from restricted use sources.</i>	9	1.00	67,292
1115		Unclassified Salaries-Add'l Comp			30,000
1180		Unclassified Salaries-Lecturer			205,000
<b>Total Unclassified Salaries</b>				<b>8.26</b>	<b>776,983</b>
<b>Total Unclassified Salaries by Fund</b>					
A2000		GU General Fees Fund		0.44	51,485
D10230		RU School of Digital Arts		7.82	725,498

**W.S.U ANNUAL BUDGET**  
**102401 - School of Digital Arts**  
**For Fiscal Year 2025**

Account Code	Position Number	Name or Account Description	Months	2025 Adopted	
				Budget FTE	Amount
<b>Total Unclassified Salaries by Fund</b>				<b>8.26</b>	<b>776,983</b>
<b>STUDENT ASSISTANTS AND BENEFITS</b>					
1200		Student Salaries-Regular			110,000
1690		Shrinkage			(1,523)
1760		State Leave Pymt Assessment			5,602
1810		KPERS Retirement			4,735
1830		Regents Retirement			44,818
1850		TIAA Disability			5,725
1911		Medicare			10,956
1912		OASDI			46,815
1750		Dependent Health Insurance			17,550
1950		Single Group Health Insurance			75,306
1970		Workers Compensation			2,129
1980		Unemployment Compensation			460
<b>Total Students and Fringe Benefits</b>					<b>322,573</b>
<b>Total Students and Fringe Benefits by Fund</b>					
A2000		GU General Fees Fund			13,789
D10230		RU School of Digital Arts			308,784
<b>Total Students and Fringe Benefits</b>					<b>322,573</b>
<b>Total Salaries and Fringe Benefits</b>				<b>8.26</b>	<b>1,099,556</b>
<b>Total Salaries and Fringe Benefits by Fund</b>					
A2000		GU General Fees Fund	0.44		65,274
D10230		RU School of Digital Arts	7.82		1,034,282
<b>Total Salaries and Fringe Benefits</b>				<b>8.26</b>	<b>1,099,556</b>
<b>OTHER OPERATING EXPENDITURES (OOE)</b>					
7C		Contractual Services			131,791
7F		Commodities			29,500
7H		Capital Outlay			84,427
7L		Grants Claims & Shared Revenue			20,000
<b>Total OOE</b>					<b>265,718</b>
<b>Total OOE by Fund</b>					
D10230		RU School of Digital Arts			265,718
<b>Total OOE by Fund</b>					<b>265,718</b>
<b>Total FTE and Expenditures</b>				<b>8.26</b>	<b>1,365,274</b>
<b>Total FTE and Expenditures by Fund</b>					
A2000		GU General Fees Fund	0.44		65,274
D10230		RU School of Digital Arts	7.82		1,300,000
<b>Total FTE and Expenditures by Fund</b>				<b>8.26</b>	<b>1,365,274</b>

**W.S.U ANNUAL BUDGET  
102099 - School of Performing Arts  
For Fiscal Year 2025**

Account Code	Position Number	Name or Account Description	Months	2025 Adopted	
				Budget FTE	Amount
<b>USS SALARIES</b>					
<b>1000 USS Salaries-Permanent</b>					
<b>Total USS Salaries</b>				-	-
<b>Total USS Salaries by Fund</b>					
<b>Total USS Salaries by Fund</b>				-	-
<b>UNCLASSIFIED SALARIES</b>					
<b>1100 Unclassified Salaries-Permanent (Including 1105 - Stipend)</b>					
994361		Assistant Professor of Performing Arts - Contemporary Dance & Program Director of Dance Estrada, Mina	9	1.00	56,824
994479		Visiting Assistant Professor of Musical Theatre Vacant		1.00	56,000
994951		Assistant Professor of Performing Arts and Director of Theatre Mba, Sheldon <i>\$1,000 of this position is funded from restricted use sources.</i>	9	1.00	57,591
996872		Assistant Professor Bussard, Sarah	9	1.00	56,655
997593		Professor and Program Director of Theatre Tech Baker, Carl <i>\$1,000 of this position is funded from restricted use sources.</i>	9	1.00	73,861
997645		Scene Shop Manager Flanders, Jason	10	1.00	46,028
997658		Costume Shop Manager Koza, Melissa	10	1.00	42,609
997705		Senior Educator & Choreographer Vasquez, Sabrina	9	1.00	54,506
997706		Associate Professor and Director of School of Performing Arts Clawson, Cheyla <i>\$2,000 of this position is funded from restricted use sources.</i>	12	1.00	95,969
998027		Associate Professor/Scenic Lighting Designer Vacant		1.00	50,774
998031		Professor and Program Director of Musical Theatre Schwiethale, Amy <i>\$3,000 of this position is funded from restricted use sources.</i>	9	1.00	78,464
998032		Professor & Program Director of Acting for Digital Arts Jones, Bret	9	0.99	92,321
998035		Assistant Professor of Performing Arts-Voice/Acting Urick, Joseph	9	1.00	55,824
998442		Professor Celestin, Denise	9	1.00	87,679
999916		Administrative Specialist Salters, Stacy	12	1.00	44,845

**W.S.U ANNUAL BUDGET**  
**102099 - School of Performing Arts**  
**For Fiscal Year 2025**

Account Code	Position Number	Name or Account Description	Months	2025 Adopted	
				Budget FTE	Amount
1110		Uncl-Salaries-Seasonal and Temp			24,989
1115		Unclassified Salaries-Add'l Comp			6,500
1180		Unclassified Salaries-Lecturer			-
<b>Total Unclassified Salaries</b>				<b>14.99</b>	<b>981,439</b>
<b>Total Unclassified Salaries by Fund</b>					
A0003		GU State General Fund		6.99	444,267
A2000		GU General Fees Fund		7.91	498,683
D10093		RU School of Performing Arts		0.09	38,489
D11740		RU School of Perf Arts Course Fees		-	-
<b>Total Unclassified Salaries by Fund</b>				<b>14.99</b>	<b>981,439</b>
<b>STUDENT ASSISTANTS AND BENEFITS</b>					
1200		Student Salaries-Regular			33,500
1210		Student Salaries-WS-WSU Match			-
1220		Student Sal-Workstudy Federal			-
1690		Shrinkage			(28,144)
1760		State Leave Pymt Assessment			7,077
1810		KPERS Retirement			5,122
1830		Regents Retirement			68,422
1850		TIAA Disability			9,572
1911		Medicare			13,928
1912		OASDI			59,516
1750		Dependent Health Insurance			26,205
1950		Single Group Health Insurance			103,303
1970		Workers Compensation			2,691
1980		Unemployment Compensation			585
<b>Total Students and Fringe Benefits</b>					<b>301,777</b>
<b>Total Students and Fringe Benefits by Fund</b>					
A0003		GU State General Fund			109,772
A2000		GU General Fees Fund			153,135
D10093		RU School of Performing Arts			38,870
D11740		RU School of Perf Arts Course Fees			-
R40041		Federal Work Study Program			-
<b>Total Students and Fringe Benefits</b>					<b>301,777</b>
<b>Total Salaries and Fringe Benefits</b>				<b>14.99</b>	<b>1,283,216</b>
<b>Total Salaries and Fringe Benefits by Fund</b>					
A0003		GU State General Fund		6.99	554,039
A2000		GU General Fees Fund		7.91	651,818
D10093		RU School of Performing Arts		0.09	77,359
D11740		RU School of Perf Arts Course Fees		-	-
R40041		Federal Work Study Program		-	-
<b>Total Salaries and Fringe Benefits</b>				<b>14.99</b>	<b>1,283,216</b>
<b>OTHER OPERATING EXPENDITURES (OOE)</b>					
7C		Contractual Services			41,806
7F		Commodities			9,965
7H		Capital Outlay			-
7L		Grants Claims & Shared Revenue			-
7Z		Transfers Out			-
<b>Total OOE</b>					<b>51,771</b>
<b>Total OOE by Fund</b>					
A2000		GU General Fees Fund			51,771
D10093		RU School of Performing Arts			-
D11740		RU School of Perf Arts Course Fees			-
<b>Total OOE by Fund</b>					<b>51,771</b>
<b>Total FTE and Expenditures</b>				<b>14.99</b>	<b>1,334,987</b>
<b>Total FTE and Expenditures by Fund</b>					



**W.S.U ANNUAL BUDGET  
102099 - School of Performing Arts  
For Fiscal Year 2025**

Account Code	Position Number	Name or Account Description	Months	2025 Adopted	
				Budget FTE	Amount
A0003		GU State General Fund		6.99	554,039
A2000		GU General Fees Fund		7.91	703,589
D10093		RU School of Performing Arts		0.09	77,359
D11740		RU School of Perf Arts Course Fees		-	-
R40041		Federal Work Study Program		-	-
<b>Total FTE and Expenditures by Fund</b>				<b>14.99</b>	<b>1,334,987</b>

**W.S.U ANNUAL BUDGET  
102183 - Fine Arts Lecturers  
For Fiscal Year 2025**

Account Code	Position Number	Name or Account Description	Months	2025 Adopted	
				Budget FTE	Amount
<b>USS SALARIES</b>					
<b>1000 USS Salaries-Permanent</b>					
<b>Total USS Salaries</b>				-	-
<b>Total USS Salaries by Fund</b>					
<b>Total USS Salaries by Fund</b>				-	-
<b>UNCLASSIFIED SALARIES</b>					
<b>1100 Unclassified Salaries-Permanent (Including 1105 - Stipend)</b>					
1110		Uncl-Salaries-Seasonal and Temp		-	
1180		Unclassified Salaries-Lecturer			167,863
<b>Total Unclassified Salaries</b>				-	<b>167,863</b>
<b>Total Unclassified Salaries by Fund</b>					
A2000		GU General Fees Fund		-	167,863
<b>Total Unclassified Salaries by Fund</b>				-	<b>167,863</b>
<b>STUDENT ASSISTANTS AND BENEFITS</b>					
1690		Shrinkage			(4,160)
1760		State Leave Pymt Assessment			1,209
1911		Medicare			2,435
1912		OASDI			10,408
1970		Workers Compensation			459
1980		Unemployment Compensation			101
<b>Total Students and Fringe Benefits</b>				-	<b>10,452</b>
<b>Total Students and Fringe Benefits by Fund</b>					
A2000		GU General Fees Fund			10,452
<b>Total Students and Fringe Benefits</b>				-	<b>10,452</b>
<b>Total Salaries and Fringe Benefits</b>				-	<b>178,315</b>
<b>Total Salaries and Fringe Benefits by Fund</b>					
A2000		GU General Fees Fund		-	178,315
<b>Total Salaries and Fringe Benefits</b>				-	<b>178,315</b>
<b>OTHER OPERATING EXPENDITURES (OOE)</b>					
<b>Total OOE</b>				-	-
<b>Total OOE by Fund</b>					
<b>Total OOE by Fund</b>				-	-
<b>Total FTE and Expenditures</b>				-	<b>178,315</b>
<b>Total FTE and Expenditures by Fund</b>					
A2000		GU General Fees Fund		-	178,315
<b>Total FTE and Expenditures by Fund</b>				-	<b>178,315</b>

**W.S.U ANNUAL BUDGET**  
**102194 - Fine Arts Instructional Fees**  
**For Fiscal Year 2025**

Account Code	Position Number	Name or Account Description	Months	2025 Adopted	
				Budget FTE	Amount
<b>USS SALARIES</b>					
<b>1000 USS Salaries-Permanent</b>					
<b>Total USS Salaries</b>				-	-
<b>Total USS Salaries by Fund</b>					
<b>Total USS Salaries by Fund</b>				-	-
<b>UNCLASSIFIED SALARIES</b>					
<b>1100 Unclassified Salaries-Permanent (Including 1105 - Stipend)</b>					
<b>Total Unclassified Salaries</b>				-	-
<b>Total Unclassified Salaries by Fund</b>					
<b>Total Unclassified Salaries by Fund</b>				-	-
<b>STUDENT ASSISTANTS AND BENEFITS</b>					
<b>Total Students and Fringe Benefits</b>				-	-
<b>Total Students and Fringe Benefits by Fund</b>					
<b>Total Students and Fringe Benefits</b>				-	-
<b>Total Salaries and Fringe Benefits</b>				-	-
<b>Total Salaries and Fringe Benefits by Fund</b>					
<b>Total Salaries and Fringe Benefits</b>				-	-
<b>OTHER OPERATING EXPENDITURES (OOE)</b>					
7Z Transfers Out				-	290,000
<b>Total OOE</b>				-	<b>290,000</b>
<b>Total OOE by Fund</b>					
D10360	RU	Fine Arts Instr Fees		-	290,000
<b>Total OOE by Fund</b>				-	<b>290,000</b>
<b>Total FTE and Expenditures</b>				-	<b>290,000</b>
<b>Total FTE and Expenditures by Fund</b>					
D10360	RU	Fine Arts Instr Fees		-	290,000
<b>Total FTE and Expenditures by Fund</b>				-	<b>290,000</b>

**W.S.U ANNUAL BUDGET  
108172 - Fine Arts Festivals  
For Fiscal Year 2025**

Account Code	Position Number	Name or Account Description	Months	2025 Adopted	
				Budget FTE	Amount
<b>USS SALARIES</b>					
<b>1000 USS Salaries-Permanent</b>					
<b>Total USS Salaries</b>				-	-
<b>Total USS Salaries by Fund</b>					
<b>Total USS Salaries by Fund</b>				-	-
<b>UNCLASSIFIED SALARIES</b>					
<b>1100 Unclassified Salaries-Permanent (Including 1105 - Stipend)</b>					
1110		Uncl-Salaries-Seasonal and Temp			150
1170		Unclassified Sal-Summer Lecturer			-
1180		Unclassified Salaries-Lecturer			150
<b>Total Unclassified Salaries</b>				-	<b>300</b>
<b>Total Unclassified Salaries by Fund</b>					
D10102		RU CFA NaftzgerYoungArtistCompetiti		-	-
D10386		RU Canta in Italia		-	-
D11541		RU Fine Arts Festivals-Piano		-	300
<b>Total Unclassified Salaries by Fund</b>				-	<b>300</b>
<b>STUDENT ASSISTANTS AND BENEFITS</b>					
1760		State Leave Pymt Assessment			3
1911		Medicare			5
1912		OASDI			19
1970		Workers Compensation			1
1980		Unemployment Compensation			1
<b>Total Students and Fringe Benefits</b>				-	<b>29</b>
<b>Total Students and Fringe Benefits by Fund</b>					
D10102		RU CFA NaftzgerYoungArtistCompetiti		-	-
D10386		RU Canta in Italia		-	-
D11541		RU Fine Arts Festivals-Piano		-	29
<b>Total Students and Fringe Benefits</b>				-	<b>29</b>
<b>Total Salaries and Fringe Benefits</b>				-	<b>329</b>
<b>Total Salaries and Fringe Benefits by Fund</b>					
D10102		RU CFA NaftzgerYoungArtistCompetiti		-	-
D10386		RU Canta in Italia		-	-
D11541		RU Fine Arts Festivals-Piano		-	329
<b>Total Salaries and Fringe Benefits</b>				-	<b>329</b>
<b>OTHER OPERATING EXPENDITURES (OEE)</b>					
7C		Contractual Services			40,700
7F		Commodities			2,546
7L		Grants Claims & Shared Revenue			-
7Z		Transfers Out			500
<b>Total OOE</b>				-	<b>43,746</b>
<b>Total OOE by Fund</b>					
D10102		RU CFA NaftzgerYoungArtistCompetiti			9,000
D10386		RU Canta in Italia			-
D10391		RU Wolff Bing Competition			-
D11533		RU Fine Arts Festivals-Band			7,550
D11534		RU Fine Arts Festivals-Choral			11,700
D11535		RU Fine Arts Festivals-Clarinet			-
D11536		RU Fine Arts Festivals-Flute			-
D11538		RU Fine Arts Festivals-Jazz			8,825

**W.S.U ANNUAL BUDGET**  
**108172 - Fine Arts Festivals**  
**For Fiscal Year 2025**

Account Code	Position Number	Name or Account Description	Months	2025 Adopted	
				Budget FTE	Amount
D11539	RU	Fine Arts Festivals-Mid Kansas			2,000
D11540	RU	Fine Arts Festivals-Percussion			-
D11541	RU	Fine Arts Festivals-Piano			1,171
D11542	RU	Fine Arts Festivals-Strings			3,500
<b>Total OOE by Fund</b>					<b>43,746</b>
<b>Total FTE and Expenditures</b>					<b>44,075</b>
<b>Total FTE and Expenditures by Fund</b>					<b>44,075</b>
D10102	RU	CFA NaftzgerYoungArtistCompetiti		-	9,000
D10386	RU	Canta in Italia		-	-
D10391	RU	Wolff Bing Competition		-	-
D11533	RU	Fine Arts Festivals-Band		-	7,550
D11534	RU	Fine Arts Festivals-Choral		-	11,700
D11535	RU	Fine Arts Festivals-Clarinet		-	-
D11536	RU	Fine Arts Festivals-Flute		-	-
D11538	RU	Fine Arts Festivals-Jazz		-	8,825
D11539	RU	Fine Arts Festivals-Mid Kansas		-	2,000
D11540	RU	Fine Arts Festivals-Percussion		-	-
D11541	RU	Fine Arts Festivals-Piano		-	1,500
D11542	RU	Fine Arts Festivals-Strings		-	3,500
<b>Total FTE and Expenditures by Fund</b>					<b>44,075</b>

**W.S.U ANNUAL BUDGET  
102422 - Kodaly Program  
For Fiscal Year 2025**

Account Code	Position Number	Name or Account Description	Months	2025 Adopted	
				Budget FTE	Amount
<b>USS SALARIES</b>					
<b>1000 USS Salaries-Permanent</b>					
<b>Total USS Salaries</b>				-	-
<b>Total USS Salaries by Fund</b>					
<b>Total USS Salaries by Fund</b>				-	-
<b>UNCLASSIFIED SALARIES</b>					
<b>1100 Unclassified Salaries-Permanent (Including 1105 - Stipend)</b>					
<b>Total Unclassified Salaries</b>				-	-
<b>Total Unclassified Salaries by Fund</b>					
<b>Total Unclassified Salaries by Fund</b>				-	-
<b>STUDENT ASSISTANTS AND BENEFITS</b>					
<b>Total Students and Fringe Benefits</b>				-	-
<b>Total Students and Fringe Benefits by Fund</b>					
<b>Total Students and Fringe Benefits</b>				-	-
<b>Total Salaries and Fringe Benefits</b>				-	-
<b>Total Salaries and Fringe Benefits by Fund</b>					
<b>Total Salaries and Fringe Benefits</b>				-	-
<b>OTHER OPERATING EXPENDITURES (OOE)</b>					
7C Contractual Services				33,475	
7F Commodities				225	
<b>Total OOE</b>				<b>33,700</b>	
<b>Total OOE by Fund</b>					
D11573 Kodaly Certification				25,000	
D11574 Children's Treble Choir				8,700	
<b>Total OOE by Fund</b>				<b>33,700</b>	
<b>Total FTE and Expenditures</b>				-	<b>33,700</b>
<b>Total FTE and Expenditures by Fund</b>					
D11573 Kodaly Certification				-	25,000
D11574 Children's Treble Choir				-	8,700
<b>Total FTE and Expenditures by Fund</b>				-	<b>33,700</b>

**Wichita State University**  
**Fiscal Year 2025 Annual Operating Budget**

**College of Fine Arts**  
**General Academic Instruction Program**

**Instruction Budget Summary**

<u>Expenditures</u>	General Use Funds				Restricted Use Funds	Total Budget	% of Total Budget
	State General Fund	General Fees (Tuition) Fund	Total	% of General Use Budget			
<b>Salaries and Fringe Benefits</b>							
University Support Staff Salaries	\$ -	\$ -	\$ -	0.0%	\$ 27,500	\$ 27,500	0.3%
Unclassified Salaries	2,710,634	1,988,706	4,699,340	76.0%	977,409	5,676,748	66.1%
Student Salaries	-	-	-	0.0%	171,634	171,634	2.0%
Fringe Benefits	884,253	626,540	1,510,793	24.4%	241,213	1,752,007	20.4%
Shrinkage	(81,985)	(59,643)	(141,628)	-2.3%	-	(141,628)	-1.7%
<b>Subtotal Salaries and Fringe Benefits</b>	<b>\$ 3,512,902</b>	<b>\$ 2,555,603</b>	<b>\$ 6,068,505</b>	<b>98.1%</b>	<b>\$ 1,417,756</b>	<b>\$ 7,486,261</b>	<b>87.2%</b>
<b>Other Operating Expenditures</b>	<b>\$ -</b>	<b>\$ 116,702</b>	<b>\$ 116,702</b>	<b>1.9%</b>	<b>\$ 979,762</b>	<b>\$ 1,096,464</b>	<b>12.8%</b>
<b>Total Instruction Budget</b>	<b>\$ 3,512,902</b>	<b>\$ 2,672,305</b>	<b>\$ 6,185,207</b>	<b>100.0%</b>	<b>\$ 2,397,518</b>	<b>\$ 8,582,725</b>	<b>100.0%</b>

**Instruction Budget Summary by Organization**

<u>Organization</u>	FTE	General Use Funds	% of General Use Funds	Restricted Use Funds	% of Restricted Use Fund	Total Funds	% of Total Funds
Opera	-	\$ 9,000	0.1%	\$ 10,500	0.4%	\$ 19,500	0.2%
Musical Theatre	-	10,000	0.2%	11,535	0.5%	21,535	0.3%
University Theatre	-	7,000	0.1%	26,300	1.1%	33,300	0.4%
Dance Program	-	3,500	0.1%	10,000	0.4%	13,500	0.2%
Fine Arts Instructional	-	44,015	0.7%	71,500	3.0%	115,515	1.3%
School of Digital Arts	8.26	65,274	1.1%	1,300,000	54.2%	1,365,274	15.9%
School of Art and Design	17.00	1,448,088	23.4%	483,116	20.2%	1,931,204	22.5%
School of Music	35.00	3,162,387	51.1%	363,633	15.2%	3,526,020	41.1%
School of Performing Arts	14.99	1,257,628	20.3%	77,359	3.2%	1,334,987	15.6%
Walter Mays Distinguished Professorship	-	-	0.0%	-	0.0%	-	0.0%
Fine Arts Lecturers	-	178,315	2.9%	-	0.0%	178,315	2.1%
Fine Arts Instructional Fees	-	-	0.0%	-	0.0%	-	0.0%
Banda Hispanica	-	-	0.0%	-	0.0%	-	0.0%
Fine Arts Festivals	-	-	0.0%	43,575	1.8%	43,575	0.5%
<b>Total Instruction Budget</b>	<b>75.25</b>	<b>\$ 6,185,207</b>	<b>100.0%</b>	<b>\$ 2,397,518</b>	<b>100.0%</b>	<b>\$ 8,582,725</b>	<b>100.0%</b>

Summary excludes nonreportable expenditures

**Wichita State University**  
**Fiscal Year 2025 Annual Operating Budget**

**Instruction Program**  
**Program Code 42000**

**College of Health Professions**  
**Instruction Program Budget Units**

Communication Sciences and Disorders  
Nursing Initiative – Salaries and Supplies  
Accelerated Nursing Program  
Nursing - Family Nurse Practitioner  
School of Nursing  
Dental Hygiene  
Health Professions Online Fee

Medical Laboratory Sciences  
Public Health Sciences  
Physical Therapy  
Advanced Ed. in General Dentistry  
Physician Assistant Program  
Health Professions Instructional Fees  
K-State Nursing Partnership



**W.S.U ANNUAL BUDGET**  
**102014 - Communication Sciences & Disorders**  
**For Fiscal Year 2025**

Account Code	Position Number	Name or Account Description	Months	2025 Adopted	
				Budget FTE	Amount
<b>USS SALARIES</b>					
<b>1000 USS Salaries-Permanent</b>					
<b>Total USS Salaries</b>				-	-
<b>Total USS Salaries by Fund</b>					
<b>Total USS Salaries by Fund</b>				-	-
<b>UNCLASSIFIED SALARIES</b>					
<b>1100 Unclassified Salaries-Permanent (Including 1105 - Stipend)</b>					
993303		Assistant Clinical Professor/Assistant Clinical Faculty in Audiology Fitzharris, Katharine <i>\$7,070 of this position is funded from restricted use sources.</i>	12	1.00	80,800
994025		Medical Receptionist King, Sheri-Lyn <i>This position is fully funded from restricted use sources.</i>	12	1.00	35,027
994033		Student Services Specialist Wyatt, Carrie <i>This position is fully funded from restricted use sources.</i>	12	1.00	35,526
994323		Clinical Associate Professor Vagts, Melissa <i>This position is fully funded from restricted use sources.</i>	12	1.00	74,007
995175		Professor and Coordinator of Audiology Richburg, Cynthia <i>\$12,437 of this position is funded from restricted use sources.</i>	12	1.00	128,561
995675		Assistant Clinical Professor Thomas, Carly <i>This position is fully funded from restricted use sources.</i>	12	1.00	64,921
996394		Assistant Clinical Professor Vest, Brenda <i>This position is fully funded from restricted use sources.</i>	9	1.00	50,453
997207		Associate Clinical Professor Kampe, Stacey <i>\$379 of this position is funded from restricted use sources.</i>	12	1.00	73,070
997208		Assistant Professor Musaji, Imran	9	1.00	73,503
997211		Clinical Professor Ray, Brian <i>\$9,590 of this position is funded from restricted use sources.</i>	12	1.00	83,021
997585		Clinical Director & Associate Clinical Professor Purdum, Ashley	12	1.00	83,403
997615		Clinical Professor Conrad, Terese	12	1.00	80,864
997695		Assistant Professor O'Bryan, Erin	9	1.00	71,433
997853		Office Coordinator			

**W.S.U ANNUAL BUDGET**  
**102014 - Communication Sciences & Disorders**  
**For Fiscal Year 2025**

Account Code	Position Number	Name or Account Description	Months	2025 Adopted	
				Budget FTE	Amount
		Jahnke, Savina	12	1.00	49,712
		<i>\$6,213 of this position is funded from restricted use sources.</i>			
	998157	Professor Sun, Xiao-Ming	9	1.00	92,286
	998422	Associate Professor Marble-Flint, Karissa	9	1.00	76,032
	998429	Assistant Professor Kirby, Benjamin	12	1.00	89,958
	998457	Chairperson and Professor Parham, Douglas	12	1.00	128,249
	998918	Associate Professor and Paul H. Cassat Distinguished Chair in Communication Sciences and Disorders and PhD Grad Coordinator Self, Patricia	9	1.00	96,567
		<i>This position is fully funded from restricted use sources.</i>			
	1110	Uncl-Salaries-Seasonal and Temp			25,500
	1115	Unclassified Salaries-Add'l Comp			10,000
	1180	Unclassified Salaries-Lecturer			-
		<b>Total Unclassified Salaries</b>		<b>19.00</b>	<b>1,502,894</b>
		<b>Total Unclassified Salaries by Fund</b>			
	A0003	GU State General Fund		9.66	838,825
	A2000	GU General Fees Fund		2.91	236,379
	R10635	Hendren Fac of Dist Match-Salary		0.61	58,476
	D10052	RU Comm Sciences and Disorders		0.39	38,091
	D11157	RU Speech-Language-Hearing Clinic		2.34	134,671
	D11363	RU Program Fees - Comm Science Dis		3.09	196,451
		<b>Total Unclassified Salaries by Fund</b>		<b>19.00</b>	<b>1,502,894</b>
<b>STUDENT ASSISTANTS AND BENEFITS</b>					
	1200	Student Salaries-Regular			2,700
	1210	Student Salaries-WS-WSU Match			2,000
	1690	Shrinkage			(31,913)
	1760	State Leave Pymt Assessment			10,836
	1830	Regents Retirement			125,594
	1850	TIAA Disability			14,789
	1911	Medicare			21,380
	1912	OASDI			91,375
	1750	Dependent Health Insurance			30,629
	1950	Single Group Health Insurance			150,408
	1970	Workers Compensation			4,118
	1980	Unemployment Compensation			900
		<b>Total Students and Fringe Benefits</b>			<b>422,816</b>
		<b>Total Students and Fringe Benefits by Fund</b>			
	A0003	GU State General Fund			234,313
	A2000	GU General Fees Fund			58,035
	R10635	Hendren Fac of Dist Match-Salary			16,311
	D10052	RU Comm Sciences and Disorders			10,623
	D11157	RU Speech-Language-Hearing Clinic			39,723
	D11363	RU Program Fees - Comm Science Dis			63,812
		<b>Total Students and Fringe Benefits</b>			<b>422,816</b>
		<b>Total Salaries and Fringe Benefits</b>		<b>19.00</b>	<b>1,925,710</b>
		<b>Total Salaries and Fringe Benefits by Fund</b>			
	A0003	GU State General Fund		9.66	1,073,138
	A2000	GU General Fees Fund		2.91	294,414
	R10635	Hendren Fac of Dist Match-Salary		0.61	74,787

**W.S.U ANNUAL BUDGET**  
**102014 - Communication Sciences & Disorders**  
**For Fiscal Year 2025**

Account Code	Position Number	Name or Account Description	Months	2025 Adopted	
				Budget FTE	Amount
	D10052	RU Comm Sciences and Disorders		0.39	48,714
	D11157	RU Speech-Language-Hearing Clinic		2.34	174,394
	D11363	RU Program Fees - Comm Science Dis		3.09	260,263
<b>Total Salaries and Fringe Benefits</b>				<b>19.00</b>	<b>1,925,710</b>
<b>OTHER OPERATING EXPENDITURES (OEE)</b>					
	7C	Contractual Services			33,190
	7F	Commodities			164,527
	7H	Capital Outlay			2,000
	7L	Grants Claims & Shared Revenue			63,179
<b>Total OEE</b>					<b>262,896</b>
<b>Total OEE by Fund</b>					
	A2000	GU General Fees Fund			1,300
	D10052	RU Comm Sciences and Disorders			63,179
	D11157	RU Speech-Language-Hearing Clinic			198,417
	D11363	RU Program Fees - Comm Science Dis			-
<b>Total OEE by Fund</b>					<b>262,896</b>
<b>Total FTE and Expenditures</b>				<b>19.00</b>	<b>2,188,606</b>
<b>Total FTE and Expenditures by Fund</b>					
	A0003	GU State General Fund		9.66	1,073,138
	A2000	GU General Fees Fund		2.91	295,714
	R10635	Hendren Fac of Dist Match-Salary		0.61	74,787
	D10052	RU Comm Sciences and Disorders		0.39	111,893
	D11157	RU Speech-Language-Hearing Clinic		2.34	372,811
	D11363	RU Program Fees - Comm Science Dis		3.09	260,263
<b>Total FTE and Expenditures by Fund</b>				<b>19.00</b>	<b>2,188,606</b>

**W.S.U ANNUAL BUDGET**  
**102102 - Nursing Initiative-Salaries & Suppl**  
**For Fiscal Year 2025**

Account Code	Position Number	Name or Account Description	Months	2025 Adopted	
				Budget FTE	Amount
<b>USS SALARIES</b>					
<b>1000 USS Salaries-Permanent</b>					
<b>Total USS Salaries</b>				-	-
<b>Total USS Salaries by Fund</b>					
<b>Total USS Salaries by Fund</b>				-	-
<b>UNCLASSIFIED SALARIES</b>					
<b>1100 Unclassified Salaries-Permanent (Including 1105 - Stipend)</b>					
994424		Assistant Educator Lamp, Christina	9	0.17	10,501
<i>This position is fully funded from restricted use sources.</i>					
1180		Unclassified Salaries-Lecturer			26,500
<b>Total Unclassified Salaries</b>				<b>0.17</b>	<b>37,001</b>
<b>Total Unclassified Salaries by Fund</b>					
D10113		RU Nursing Init-Salaries & Suppl		0.17	37,001
<b>Total Unclassified Salaries by Fund</b>				<b>0.17</b>	<b>37,001</b>
<b>STUDENT ASSISTANTS AND BENEFITS</b>					
1760		State Leave Pymt Assessment			267
1830		Regents Retirement			893
1850		TIAA Disability			106
1911		Medicare			525
1912		OASDI			2,239
1750		Dependent Health Insurance			725
1950		Single Group Health Insurance			1,558
1970		Workers Compensation			102
1980		Unemployment Compensation			22
<b>Total Students and Fringe Benefits</b>					<b>6,437</b>
<b>Total Students and Fringe Benefits by Fund</b>					
D10113		RU Nursing Init-Salaries & Suppl			6,437
<b>Total Students and Fringe Benefits</b>					<b>6,437</b>
<b>Total Salaries and Fringe Benefits</b>				<b>0.17</b>	<b>43,438</b>
<b>Total Salaries and Fringe Benefits by Fund</b>					
D10113		RU Nursing Init-Salaries & Suppl		0.17	43,438
<b>Total Salaries and Fringe Benefits</b>				<b>0.17</b>	<b>43,438</b>
<b>OTHER OPERATING EXPENDITURES (OOE)</b>					
7C		Contractual Services			9,500
7F		Commodities			32,062
<b>Total OOE</b>					<b>41,562</b>
<b>Total OOE by Fund</b>					
D10113		RU Nursing Init-Salaries & Suppl			41,562
<b>Total OOE by Fund</b>					<b>41,562</b>
<b>Total FTE and Expenditures</b>				<b>0.17</b>	<b>85,000</b>
<b>Total FTE and Expenditures by Fund</b>					
D10113		RU Nursing Init-Salaries & Suppl		0.17	85,000
<b>Total FTE and Expenditures by Fund</b>				<b>0.17</b>	<b>85,000</b>

**W.S.U ANNUAL BUDGET**  
**102107 - Accelerated Nursing Program**  
**For Fiscal Year 2025**

Account Code	Position Number	Name or Account Description	Months	2025 Adopted	
				Budget FTE	Amount
<b>USS SALARIES</b>					
<b>1000 USS Salaries-Permanent</b>					
<b>Total USS Salaries</b>				-	-
<b>Total USS Salaries by Fund</b>					
<b>Total USS Salaries by Fund</b>				-	-
<b>UNCLASSIFIED SALARIES</b>					
<b>1100 Unclassified Salaries-Permanent (Including 1105 - Stipend)</b>					
992944		Assistant Educator & Assistant Undergraduate Director Sooby, Laura <i>This position is fully funded from restricted use sources.</i>	12	1.00	84,515
997380		Associate Educator Ramos Blanford, Veronica <i>This position is fully funded from restricted use sources.</i>	9	1.00	74,960
997608		Interim Coordinator of the Accelerated BSN Program & Assistant Educator Grant, Candace <i>This position is fully funded from restricted use sources.</i>	12	1.00	80,586
998585		Assistant Educator Glennen, Christina <i>This position is fully funded from restricted use sources.</i>	12	1.00	75,705
998862		Assistant Educator Zimmerman, Tammy <i>This position is fully funded from restricted use sources.</i>	12	1.00	77,279
1115		Unclassified Salaries-Add'l Comp			-
1170		Unclassified Sal-Summer Lecturer			-
1180		Unclassified Salaries-Lecturer			-
1190		Unclassified Salaries-Vacation			6,000
1160		Unclass Sal-OT/Comp/AHR			100
<b>Total Unclassified Salaries</b>				<b>5.00</b>	<b>399,145</b>
<b>Total Unclassified Salaries by Fund</b>					
D10630		RU Accelerated Nursing Prog-Fees		5.00	399,145
<b>Total Unclassified Salaries by Fund</b>				<b>5.00</b>	<b>399,145</b>
<b>STUDENT ASSISTANTS AND BENEFITS</b>					
1760		State Leave Pymt Assessment			2,835
1810		KPERS Retirement			-
1830		Regents Retirement			33,420
1850		TIAA Disability			3,934
1911		Medicare			5,655
1912		OASDI			24,169
1750		Dependent Health Insurance			4,375
1950		Single Group Health Insurance			37,601
1970		Workers Compensation			1,077
1980		Unemployment Compensation			239
<b>Total Students and Fringe Benefits</b>					<b>113,305</b>
<b>Total Students and Fringe Benefits by Fund</b>					
D10630		RU Accelerated Nursing Prog-Fees			113,305
<b>Total Students and Fringe Benefits</b>					<b>113,305</b>

**W.S.U ANNUAL BUDGET**  
**102107 - Accelerated Nursing Program**  
**For Fiscal Year 2025**

Account Code	Position Number	Name or Account Description	Months	2025 Adopted	
				Budget FTE	Amount
<b>Total Salaries and Fringe Benefits</b>				<b>5.00</b>	<b>512,450</b>
<b>Total Salaries and Fringe Benefits by Fund</b>					
D10630	RU	Accelerated Nursing Prog-Fees		5.00	512,450
<b>Total Salaries and Fringe Benefits</b>				<b>5.00</b>	<b>512,450</b>
<b>OTHER OPERATING EXPENDITURES (OOE)</b>					
7C		Contractual Services			27,050
7F		Commodities			500
7H		Capital Outlay			15,000
7Z		Transfers Out			-
<b>Total OOE</b>					<b>42,550</b>
<b>Total OOE by Fund</b>					
D10630	RU	Accelerated Nursing Prog-Fees			42,550
<b>Total OOE by Fund</b>					<b>42,550</b>
<b>Total FTE and Expenditures</b>				<b>5.00</b>	<b>555,000</b>
<b>Total FTE and Expenditures by Fund</b>					
D10630	RU	Accelerated Nursing Prog-Fees		5.00	555,000
<b>Total FTE and Expenditures by Fund</b>				<b>5.00</b>	<b>555,000</b>

**W.S.U ANNUAL BUDGET**  
**102109 - Nursing - Family Nurse Practitioner**  
**For Fiscal Year 2025**

Account Code	Position Number	Name or Account Description	Months	2025 Adopted	
				Budget FTE	Amount
<b>USS SALARIES</b>					
<b>1000 USS Salaries-Permanent</b>					
<b>Total USS Salaries</b>				-	-
<b>Total USS Salaries by Fund</b>					
<b>Total USS Salaries by Fund</b>				-	-
<b>UNCLASSIFIED SALARIES</b>					
<b>1100 Unclassified Salaries-Permanent (Including 1105 - Stipend)</b>					
991736		Assistant Professor & Graduate Coordinator Harrington, Jamie	12	0.29	32,646
<i>This position is fully funded from restricted use sources.</i>					
<b>Total Unclassified Salaries</b>				<b>0.29</b>	<b>32,646</b>
<b>Total Unclassified Salaries by Fund</b>					
D10114		RU Nursing Family Nurse Pract		0.29	32,646
<b>Total Unclassified Salaries by Fund</b>				<b>0.29</b>	<b>32,646</b>
<b>STUDENT ASSISTANTS AND BENEFITS</b>					
1760		State Leave Pymt Assessment			236
1830		Regents Retirement			2,775
1850		TIAA Disability			327
1911		Medicare			468
1912		OASDI			1,998
1750		Dependent Health Insurance			1,271
1950		Single Group Health Insurance			2,730
1970		Workers Compensation			91
1980		Unemployment Compensation			21
<b>Total Students and Fringe Benefits</b>					<b>9,917</b>
<b>Total Students and Fringe Benefits by Fund</b>					
D10114		RU Nursing Family Nurse Pract			9,917
<b>Total Students and Fringe Benefits</b>					<b>9,917</b>
<b>Total Salaries and Fringe Benefits</b>				<b>0.29</b>	<b>42,563</b>
<b>Total Salaries and Fringe Benefits by Fund</b>					
D10114		RU Nursing Family Nurse Pract		0.29	42,563
<b>Total Salaries and Fringe Benefits</b>				<b>0.29</b>	<b>42,563</b>
<b>OTHER OPERATING EXPENDITURES (OOE)</b>					
7C		Contractual Services			250
7F		Commodities			600
<b>Total OOE</b>					<b>850</b>
<b>Total OOE by Fund</b>					
A2000		GU General Fees Fund			-
D10114		RU Nursing Family Nurse Pract			850
<b>Total OOE by Fund</b>					<b>850</b>
<b>Total FTE and Expenditures</b>				<b>0.29</b>	<b>43,413</b>
<b>Total FTE and Expenditures by Fund</b>					
A2000		GU General Fees Fund		-	-
D10114		RU Nursing Family Nurse Pract		0.29	43,413
<b>Total FTE and Expenditures by Fund</b>				<b>0.29</b>	<b>43,413</b>

**W.S.U ANNUAL BUDGET  
102111 - School of Nursing  
For Fiscal Year 2025**

Account Code	Position Number	Name or Account Description	Months	2025 Adopted	
				Budget FTE	Amount
<b>USS SALARIES</b>					
<b>1000 USS Salaries-Permanent</b>					
1020		USS Salaries-OT		-	-
		<b>Total USS Salaries</b>		-	-
<b>Total USS Salaries by Fund</b>					
A0003		GU State General Fund		-	-
		<b>Total USS Salaries by Fund</b>		-	-
<b>UNCLASSIFIED SALARIES</b>					
<b>1100 Unclassified Salaries-Permanent (Including 1105 - Stipend)</b>					
991736		Assistant Professor & Graduate Coordinator Harrington, Jamie	12	0.71	79,799
991949		Assistant Teaching Professor Roecker, Kayla <i>This position is fully funded from restricted use sources.</i>	9	0.50	36,234
994089		Simulation Coordinator/Assistant Educator Flora, Sarah <i>\$52,022 of this position is funded from restricted use sources.</i>	10	1.00	69,190
994189		Assistant Teaching Professor Elledge, Robert <i>This position is fully funded from restricted use sources.</i>	9	0.50	36,234
994278		Assistant Educator Owen, Dorene <i>This position is fully funded from restricted use sources.</i>	9	1.00	67,874
994424		Assistant Educator Lamp, Christina	9	0.83	52,869
994493		Office Coordinator Rogers, Jerri	12	1.00	45,469
994776		Assistant Educator Ambuehl, Alexander <i>This position is fully funded from restricted use sources.</i>	9	1.00	66,660
995204		Associate Teaching Professor Bett, Carol	9	1.00	70,843
995205		Assistant Teaching Professor Cooper, Theresa	9	1.00	75,398
996914		Associate Teaching Professor Robinson, Donna <i>\$34,152 of this position is funded from restricted use sources.</i>	9	1.00	68,483
997305		Associate Teaching Professor for Nursing Online Education Williams, Rhonda <i>\$90,004 of this position is funded from restricted use sources.</i>	12	1.00	94,161
997388		Assistant Teaching Professor Cantrell, Melody	9	1.00	72,468
997560		Director of Undergraduate Nursing Program/Assistant Educator Jackson, Brandy	12	1.00	86,171



**W.S.U ANNUAL BUDGET  
102111 - School of Nursing  
For Fiscal Year 2025**

Account Code	Position Number	Name or Account Description	Months	2025 Adopted	
				Budget FTE	Amount
	997633	Associate Teaching Professor Vacant <i>\$2,303 of this position is funded from restricted use sources.</i>		1.00	56,151
	997760	Associate Teaching Professor Nicks, Stephanie	10	1.00	86,240
	997761	Assistant Educator Shideler, Kara <i>\$27,745 of this position is funded from restricted use sources.</i>	9	1.00	69,362
	997814	Nursing Simulation Coordinator Vacant <i>\$54,785 of this position is funded from restricted use sources.</i>		1.00	68,680
	997856	Assistant Professor Thornberry, Jennifer <i>\$7,688 of this position is funded from restricted use sources.</i>	9	1.00	79,205
	997913	Assistant Educator Escalante, Aunna <i>\$33,707 of this position is funded from restricted use sources.</i>	9	1.00	70,700
	997936	Associate Teaching Professor Sebes, Jennifer	9	0.50	37,481
	997948	Associate Dean for Nursing Practice & Chair, School of Nursing Pile, Debra	12	1.00	147,186
	997955	Associate Educator Core, Terri	9	1.00	69,044
	997969	Assistant Educator DeGraaf, Titus <i>\$42,579 of this position is funded from restricted use sources.</i>	9	1.00	70,700
	997978	Budget and Accounting Specialist Vacant		1.00	17,035
	998007	Associate Educator - Riordan Distinguished Professor Dowling, Jolynn <i>\$9,275 of this position is funded from restricted use sources.</i>	9	1.00	85,488
	998259	Assistant Professor Ward, Margaret <i>\$31,961 of this position is funded from restricted use sources.</i>	10	1.00	86,552
	998270	Associate Educator Vacant		0.50	34,577
	998274	Critical Care Nursing Faculty/Assistant Educator Storrer, Angela	9	0.91	65,167
	998495	Associate Teaching Professor Mayer, Janell <i>\$25,605 of this position is funded from restricted use sources.</i>	9	1.00	85,345
	998932	Assistant Professor Shill, Terri	12	1.00	88,017
	998949	Assistant Teaching Professor Leighton, Maggie	9	1.00	65,318

**W.S.U ANNUAL BUDGET  
102111 - School of Nursing  
For Fiscal Year 2025**

Account Code	Position Number	Name or Account Description	Months	2025 Adopted	
				Budget FTE	Amount
	999219	Database Assistant Vacant		0.50	17,586
	999622	Administrative Assistant Rose, Amanda <i>\$364 of this position is funded from restricted use sources.</i>	12	1.00	35,734
	999623	Administrative Specialist and Grants Coordinator McClintock, Amy <i>\$9,945 of this position is funded from restricted use sources.</i>	12	1.00	49,733
	999661	Administrative Specialist Joseph, Diany <i>\$4,974 of this position is funded from restricted use sources.</i>	12	1.00	38,334
	1110	Uncl-Salaries-Seasonal and Temp			11,000
	1115	Unclassified Salaries-Add'l Comp			1,500
	1180	Unclassified Salaries-Lecturer			114,000
	1190	Unclassified Salaries-Vacation			-
		<b>Total Unclassified Salaries</b>		<b>32.95</b>	<b>2,471,989</b>
		<b>Total Unclassified Salaries by Fund</b>			
	A0003	GU State General Fund		16.44	1,140,701
	A2000	GU General Fees Fund		6.95	499,465
	R10634	Riordon Fac of Dist Match-Salary		0.11	9,275
	D10116	RU School of Nursing		4.61	331,973
	D10698	RU Accel BSN Allocation Fund-SoN		0.90	61,897
	D10708	RU School Nursing Online Learning		0.96	90,004
	D11364	RU Program Fees - Nursing		3.00	338,674
		<b>Total Unclassified Salaries by Fund</b>		<b>32.95</b>	<b>2,471,989</b>
<b>STUDENT ASSISTANTS AND BENEFITS</b>					
	1210	Student Salaries-WS-WSU Match			1,000
	1220	Student Sal-Workstudy Federal			-
	1690	Shrinkage			(47,841)
	1760	State Leave Pymt Assessment			17,823
	1810	KPERS Retirement			5,680
	1830	Regents Retirement			178,798
	1850	TIAA Disability			23,493
	1911	Medicare			35,251
	1912	OASDI			150,629
	1750	Dependent Health Insurance			53,971
	1752	Healthy Kids Health Insurance			864
	1950	Single Group Health Insurance			181,983
	1970	Workers Compensation			6,784
	1980	Unemployment Compensation			1,481
		<b>Total Students and Fringe Benefits</b>			<b>609,916</b>
		<b>Total Students and Fringe Benefits by Fund</b>			
	A0003	GU State General Fund			294,407
	A2000	GU General Fees Fund			116,265
	R10634	Riordon Fac of Dist Match-Salary			1,692
	D10116	RU School of Nursing			71,650
	D10698	RU Accel BSN Allocation Fund-SoN			21,402
	D10708	RU School Nursing Online Learning			25,350
	D11364	RU Program Fees - Nursing			79,150
	R40041	Federal Work Study Program			-
		<b>Total Students and Fringe Benefits</b>			<b>609,916</b>
		<b>Total Salaries and Fringe Benefits</b>		<b>32.95</b>	<b>3,081,905</b>
		<b>Total Salaries and Fringe Benefits by Fund</b>			
	A0003	GU State General Fund		16.44	1,435,108
	A2000	GU General Fees Fund		6.95	615,730

**W.S.U ANNUAL BUDGET**  
**102111 - School of Nursing**  
**For Fiscal Year 2025**

Account Code	Position Number	Name or Account Description	Months	2025 Adopted	
				Budget FTE	Amount
R10634		Riordon Fac of Dist Match-Salary		0.11	10,967
D10116		RU School of Nursing		4.61	403,623
D10698		RU Accel BSN Allocation Fund-SoN		0.90	83,299
D10708		RU School Nursing Online Learning		0.96	115,354
D11364		RU Program Fees - Nursing		3.00	417,824
R40041		Federal Work Study Program		-	-
<b>Total Salaries and Fringe Benefits</b>				<b>32.95</b>	<b>3,081,905</b>
<b>OTHER OPERATING EXPENDITURES (OOE)</b>					
		7C Contractual Services			22,717
		7F Commodities			3,616
		7H Capital Outlay			5,300
<b>Total OOE</b>					<b>31,633</b>
<b>Total OOE by Fund</b>					
A2000		GU General Fees Fund			7,543
D10116		RU School of Nursing			11,914
D10698		RU Accel BSN Allocation Fund-SoN			-
D10708		RU School Nursing Online Learning			-
D11364		RU Program Fees - Nursing			12,176
<b>Total OOE by Fund</b>					<b>31,633</b>
<b>Total FTE and Expenditures</b>				<b>32.95</b>	<b>3,113,538</b>
<b>Total FTE and Expenditures by Fund</b>					
A0003		GU State General Fund		16.44	1,435,108
A2000		GU General Fees Fund		6.95	623,273
R10634		Riordon Fac of Dist Match-Salary		0.11	10,967
D10116		RU School of Nursing		4.61	415,537
D10698		RU Accel BSN Allocation Fund-SoN		0.90	83,299
D10708		RU School Nursing Online Learning		0.96	115,354
D11364		RU Program Fees - Nursing		3.00	430,000
R40041		Federal Work Study Program		-	-
<b>Total FTE and Expenditures by Fund</b>				<b>32.95</b>	<b>3,113,538</b>

**W.S.U ANNUAL BUDGET  
102112 - Dental Hygiene  
For Fiscal Year 2025**

Account Code	Position Number	Name or Account Description	Months	2025 Adopted	
				Budget FTE	Amount
<b>USS SALARIES</b>					
<b>1000 USS Salaries-Permanent</b>					
	999588	Administrative Specialist Sharp, Karla	12	1.00	38,979
		<i>\$13,431 of this position is funded from restricted use sources.</i>			
		<b>Total USS Salaries</b>		<b>1.00</b>	<b>38,979</b>
<b>Total USS Salaries by Fund</b>					
A0003		GU State General Fund		0.66	25,548
D10117		RU Dental Hygiene		0.34	13,431
		<b>Total USS Salaries by Fund</b>		<b>1.00</b>	<b>38,979</b>
<b>UNCLASSIFIED SALARIES</b>					
<b>1100 Unclassified Salaries-Permanent (Including 1105 - Stipend)</b>					
	992984	Assistant Educator Regier, Brandi	12	1.00	58,679
		<i>This position is fully funded from restricted use sources.</i>			
	993723	Associate Professor Delacruz, Natalie	12	1.00	74,380
		<i>This position is fully funded from restricted use sources.</i>			
	994847	Associate Clinical Professor Vacant		1.00	53,000
	996714	Assistant Clinical Professor Peck, Shanin	10	1.00	60,093
	997929	Department Chair & Teaching Professor Belt, Lisa	12	1.00	92,154
		<i>\$15,101 of this position is funded from restricted use sources.</i>			
	997930	Clinical Professor Gonzalez, Barbara	10	1.00	66,552
	997934	Associate Clinical Professor Elledge, Sally	10	0.80	44,440
	998621	Assistant Clinical Professor Vacant		1.00	45,493
		<i>This position is fully funded from restricted use sources.</i>			
	999636	Clinic Office Coordinator Buckner, Ashley	12	1.00	43,347
		<i>This position is fully funded from restricted use sources.</i>			
	1110	Uncl-Salaries-Seasonal and Temp			5,000
	1115	Unclassified Salaries-Add'l Comp			-
	1170	Unclassified Sal-Summer Lecturer			-
	1180	Unclassified Salaries-Lecturer			31,410
		<b>Total Unclassified Salaries</b>		<b>8.80</b>	<b>574,548</b>
<b>Total Unclassified Salaries by Fund</b>					
A0003		GU State General Fund		4.64	317,548
D10117		RU Dental Hygiene		2.00	102,026
D10709		RU Dental Hygiene Online Learning		2.00	119,873
D10760		RU DH Program Fees		0.16	35,101
D10761		RU DH Student Kit		-	-
		<b>Total Unclassified Salaries by Fund</b>		<b>8.80</b>	<b>574,548</b>

**W.S.U ANNUAL BUDGET**  
**102112 - Dental Hygiene**  
**For Fiscal Year 2025**

Account Code	Position Number	Name or Account Description	Months	2025 Adopted	
				Budget FTE	Amount
<b>STUDENT ASSISTANTS AND BENEFITS</b>					
1200		Student Salaries-Regular			-
1690		Shrinkage			(10,167)
1760		State Leave Pymt Assessment			4,423
1810		KPERS Retirement			4,452
1830		Regents Retirement			37,375
1850		TIAA Disability			5,777
1911		Medicare			8,777
1912		OASDI			37,513
1750		Dependent Health Insurance			13,128
1752		Healthy Kids Health Insurance			864
1950		Single Group Health Insurance			47,005
1970		Workers Compensation			1,685
1980		Unemployment Compensation			370
<b>Total Students and Fringe Benefits</b>					<b>151,202</b>
<b>Total Students and Fringe Benefits by Fund</b>					
A0003		GU State General Fund			92,535
D10117		RU Dental Hygiene			33,994
D10709		RU Dental Hygiene Online Learning			17,961
D10760		RU DH Program Fees			6,711
D10761		RU DH Student Kit			-
<b>Total Students and Fringe Benefits</b>					<b>151,202</b>
<b>Total Salaries and Fringe Benefits</b>				<b>9.80</b>	<b>764,729</b>
<b>Total Salaries and Fringe Benefits by Fund</b>					
A0003		GU State General Fund		5.29	435,631
D10117		RU Dental Hygiene		2.34	149,452
D10709		RU Dental Hygiene Online Learning		2.00	137,834
D10760		RU DH Program Fees		0.16	41,812
D10761		RU DH Student Kit		-	-
<b>Total Salaries and Fringe Benefits</b>				<b>9.80</b>	<b>764,729</b>
<b>OTHER OPERATING EXPENDITURES (OOE)</b>					
7C		Contractual Services			20,928
7F		Commodities			19,076
7H		Capital Outlay			5,000
7V		Miscellaneous Non Expense			500
7Z		Transfers Out			-
<b>Total OOE</b>					<b>45,504</b>
<b>Total OOE by Fund</b>					
D10117		RU Dental Hygiene			32,198
D10709		RU Dental Hygiene Online Learning			-
D10760		RU DH Program Fees			13,306
D10761		RU DH Student Kit			-
<b>Total OOE by Fund</b>					<b>45,504</b>
<b>Total FTE and Expenditures</b>				<b>9.80</b>	<b>810,233</b>
<b>Total FTE and Expenditures by Fund</b>					
A0003		GU State General Fund		5.29	435,631
D10117		RU Dental Hygiene		2.34	181,650
D10709		RU Dental Hygiene Online Learning		2.00	137,834
D10760		RU DH Program Fees		0.16	55,118
D10761		RU DH Student Kit		-	-
<b>Total FTE and Expenditures by Fund</b>				<b>9.80</b>	<b>810,233</b>

**W.S.U ANNUAL BUDGET**  
**102540 - Health Professions Online Fee**  
**For Fiscal Year 2025**

Account Code	Position Number	Name or Account Description	Months	2025 Adopted	
				Budget FTE	Amount
<b>USS SALARIES</b>					
<b>1000 USS Salaries-Permanent</b>					
<b>Total USS Salaries</b>				-	-
<b>Total USS Salaries by Fund</b>					
<b>Total USS Salaries by Fund</b>				-	-
<b>UNCLASSIFIED SALARIES</b>					
<b>1100 Unclassified Salaries-Permanent (Including 1105 - Stipend)</b>					
<b>Total Unclassified Salaries</b>				-	-
<b>Total Unclassified Salaries by Fund</b>					
<b>Total Unclassified Salaries by Fund</b>				-	-
<b>STUDENT ASSISTANTS AND BENEFITS</b>					
<b>Total Students and Fringe Benefits</b>				-	-
<b>Total Students and Fringe Benefits by Fund</b>					
<b>Total Students and Fringe Benefits</b>				-	-
<b>Total Salaries and Fringe Benefits</b>				-	-
<b>Total Salaries and Fringe Benefits by Fund</b>					
<b>Total Salaries and Fringe Benefits</b>				-	-
<b>OTHER OPERATING EXPENDITURES (OOE)</b>					
7Z Transfers Out				1,000,000	
<b>Total OOE</b>				<b>1,000,000</b>	
<b>Total OOE by Fund</b>					
D11720 RU Online Fee				1,000,000	
<b>Total OOE by Fund</b>				<b>1,000,000</b>	
<b>Total FTE and Expenditures</b>				-	<b>1,000,000</b>
<b>Total FTE and Expenditures by Fund</b>					
D11720 RU Online Fee				-	1,000,000
<b>Total FTE and Expenditures by Fund</b>				-	<b>1,000,000</b>

**W.S.U ANNUAL BUDGET**  
**102114 - Medical Laboratory Sciences**  
**For Fiscal Year 2025**

Account Code	Position Number	Name or Account Description	Months	2025 Adopted	
				Budget FTE	Amount
<b>USS SALARIES</b>					
<b>1000 USS Salaries-Permanent</b>					
<b>Total USS Salaries</b>				-	-
<b>Total USS Salaries by Fund</b>					
<b>Total USS Salaries by Fund</b>				-	-
<b>UNCLASSIFIED SALARIES</b>					
<b>1100 Unclassified Salaries-Permanent (Including 1105 - Stipend)</b>					
993592		Associate Professor Nickel, Sarah	12	0.50	72,574
		<i>\$50,180 of this position is funded from restricted use sources.</i>			
993764		Assistant Educator Spence, Latisha	9	0.75	46,836
994069		Department Chair & Assistant Teaching Professor Vacant		1.00	71,451
		<i>\$16,177 of this position is funded from restricted use sources.</i>			
997699		Academic Program Specialist Vacant		1.00	42,266
		<i>\$23,246 of this position is funded from restricted use sources.</i>			
997708		Assistant Educator Baskins, Katherine	9	1.00	58,517
997748		Assistant Professor Vacant		0.50	65,245
997749		Program Director & Associate Teaching Professor Alloway, Laurie	10	1.00	76,305
		<i>\$6,559 of this position is funded from restricted use sources.</i>			
997782		Department Chair & Assistant Teaching Professor Waite, Aisha	10	1.00	75,000
		<i>\$16,431 of this position is funded from restricted use sources.</i>			
1115		Unclassified Salaries-Add'l Comp			1,500
1180		Unclassified Salaries-Lecturer			25,000
<b>Total Unclassified Salaries</b>				<b>6.75</b>	<b>534,694</b>
<b>Total Unclassified Salaries by Fund</b>					
A0003		GU State General Fund		3.92	261,126
A2000		GU General Fees Fund		1.40	134,475
D10118		RU Medical Laboratory Sciences		0.79	109,288
D11365		RU Program Fees - Med Lab Sciences		0.64	29,805
<b>Total Unclassified Salaries by Fund</b>				<b>6.75</b>	<b>534,694</b>
<b>STUDENT ASSISTANTS AND BENEFITS</b>					
1690		Shrinkage			(11,537)
1760		State Leave Pymt Assessment			3,857
1830		Regents Retirement			28,118
1850		TIAA Disability			5,103
1911		Medicare			7,563
1912		OASDI			32,305
1750		Dependent Health Insurance			17,505
1950		Single Group Health Insurance			47,005

**W.S.U ANNUAL BUDGET**  
**102114 - Medical Laboratory Sciences**  
**For Fiscal Year 2025**

Account Code	Position Number	Name or Account Description	Months	2025 Adopted	
				Budget FTE	Amount
1970		Workers Compensation			1,469
1980		Unemployment Compensation			319
<b>Total Students and Fringe Benefits</b>					<b>131,707</b>
<b>Total Students and Fringe Benefits by Fund</b>					
A0003		GU State General Fund			65,885
A2000		GU General Fees Fund			32,822
D10118		RU Medical Laboratory Sciences			28,390
D11365		RU Program Fees - Med Lab Sciences			4,610
<b>Total Students and Fringe Benefits</b>					<b>131,707</b>
<b>Total Salaries and Fringe Benefits</b>				<b>6.75</b>	<b>666,401</b>
<b>Total Salaries and Fringe Benefits by Fund</b>					
A0003		GU State General Fund		3.92	327,011
A2000		GU General Fees Fund		1.40	167,297
D10118		RU Medical Laboratory Sciences		0.79	137,678
D11365		RU Program Fees - Med Lab Sciences		0.64	34,415
<b>Total Salaries and Fringe Benefits</b>				<b>6.75</b>	<b>666,401</b>
<b>OTHER OPERATING EXPENDITURES (OOE)</b>					
7C		Contractual Services			14,328
7F		Commodities			35,072
7H		Capital Outlay			-
<b>Total OOE</b>					<b>49,400</b>
<b>Total OOE by Fund</b>					
A2000		GU General Fees Fund			11,043
D10118		RU Medical Laboratory Sciences			37,772
D11365		RU Program Fees - Med Lab Sciences			585
<b>Total OOE by Fund</b>					<b>49,400</b>
<b>Total FTE and Expenditures</b>				<b>6.75</b>	<b>715,801</b>
<b>Total FTE and Expenditures by Fund</b>					
A0003		GU State General Fund		3.92	327,011
A2000		GU General Fees Fund		1.40	178,340
D10118		RU Medical Laboratory Sciences		0.79	175,450
D11365		RU Program Fees - Med Lab Sciences		0.64	35,000
<b>Total FTE and Expenditures by Fund</b>				<b>6.75</b>	<b>715,801</b>



**W.S.U ANNUAL BUDGET**  
**102115 - Public Health Sciences**  
**For Fiscal Year 2025**

Account Code	Position Number	Name or Account Description	Months	2025 Adopted	
				Budget FTE	Amount
<b>UNSS SALARIES</b>					
<b>1000 UNSS Salaries-Permanent</b>					
	999819	Academic Program Specialist Olberding, Shawna	12	1.00	42,619
<b>Total UNSS Salaries</b>				<b>1.00</b>	<b>42,619</b>
<b>Total UNSS Salaries by Fund</b>					
A0003		GU State General Fund		1.00	42,619
<b>Total UNSS Salaries by Fund</b>				<b>1.00</b>	<b>42,619</b>
<b>UNCLASSIFIED SALARIES</b>					
<b>1100 Unclassified Salaries-Permanent (Including 1105 - Stipend)</b>					
	994301	Professor Arnold, Stephen	9	0.80	90,253
	994307	Assistant Teaching Professor Bogner, Matthew <i>This position is fully funded from restricted use sources.</i>	9	1.00	77,644
	994552	Professor Chesser, Amy <i>\$33,334 of this position is funded from restricted use sources.</i>	9	1.00	90,104
	994885	Professor Rogers, Nicole	9	1.00	96,613
	995203	Associate Professor Sharma, Anand <i>\$15,415 of this position is funded from restricted use sources.</i>	9	1.00	89,890
	995513	Assistant Educator Apaza, Allison <i>This position is fully funded from restricted use sources.</i>	9	1.00	67,292
	997045	Assistant Teaching Professor Moody, Linda <i>This position is fully funded from restricted use sources.</i>	9	1.00	79,311
	997577	Director of Graduate Programs and Associate Educator Green, Jacie <i>\$10,000 of this position is funded from restricted use sources.</i>	12	1.00	94,649
	997653	Chair & Assistant Professor Vacant	12	1.00	30,469
	997757	Professor Woods, Nicole	9	1.00	100,517
	997858	Associate Educator Taylor, Sarah	12	1.00	90,903
	998492	Clinical Professor Ham, Amy <i>\$6,408 of this position is funded from restricted use sources.</i>	9	1.00	100,134
	998702	Professor Hawley, Suzanne	9	1.00	123,765
1110		Uncl-Salaries-Seasonal and Temp			-

**W.S.U ANNUAL BUDGET**  
**102115 - Public Health Sciences**  
**For Fiscal Year 2025**

Account Code	Position Number	Name or Account Description	Months	2025 Adopted	
				Budget FTE	Amount
1115		Unclassified Salaries-Add'l Comp			116,000
1170		Unclassified Sal-Summer Lecturer			6,000
1180		Unclassified Salaries-Lecturer			142,000
1120		Grad Assistants-Indirect Instruct			9,000
1150		Grad Assistants-Direct Instruction			11,000
1130		Grad Assistants-Research			3,500
<b>Total Unclassified Salaries</b>				<b>12.80</b>	<b>1,419,044</b>
<b>Total Unclassified Salaries by Fund</b>					
A0003		GU State General Fund		3.56	349,357
A2000		GU General Fees Fund		5.52	492,783
D10119		RU Public Health Sciences		0.24	150,323
D10710		RU Public Health Online Learning		3.48	426,581
D11439		RU PHS Honors		-	-
<b>Total Unclassified Salaries by Fund</b>				<b>12.80</b>	<b>1,419,044</b>
<b>STUDENT ASSISTANTS AND BENEFITS</b>					
1200		Student Salaries-Regular			2,000
1220		Student Sal-Workstudy Federal			-
1690		Shrinkage			(26,278)
1760		State Leave Pymt Assessment			10,534
1810		KPERS Retirement			4,868
1830		Regents Retirement			106,051
1850		TIAA Disability			12,912
1911		Medicare			20,355
1912		OASDI			87,009
1750		Dependent Health Insurance			35,002
1950		Single Group Health Insurance			103,403
1970		Workers Compensation			4,004
1980		Unemployment Compensation			866
<b>Total Students and Fringe Benefits</b>					<b>360,726</b>
<b>Total Students and Fringe Benefits by Fund</b>					
A0003		GU State General Fund			116,831
A2000		GU General Fees Fund			124,463
D10119		RU Public Health Sciences			25,284
D10710		RU Public Health Online Learning			94,148
D11439		RU PHS Honors			-
R40041		Federal Work Study Program			-
<b>Total Students and Fringe Benefits</b>					<b>360,726</b>
<b>Total Salaries and Fringe Benefits</b>				<b>13.80</b>	<b>1,822,389</b>
<b>Total Salaries and Fringe Benefits by Fund</b>					
A0003		GU State General Fund		4.56	508,807
A2000		GU General Fees Fund		5.52	617,246
D10119		RU Public Health Sciences		0.24	175,607
D10710		RU Public Health Online Learning		3.48	520,729
D11439		RU PHS Honors		-	-
R40041		Federal Work Study Program		-	-
<b>Total Salaries and Fringe Benefits</b>				<b>13.80</b>	<b>1,822,389</b>
<b>OTHER OPERATING EXPENDITURES (OOE)</b>					
7C		Contractual Services			109,932
7F		Commodities			4,751
7H		Capital Outlay			8,600
7L		Grants Claims & Shared Revenue			6,000
7Z		Transfers Out			28,631
<b>Total OOE</b>					<b>157,914</b>
<b>Total OOE by Fund</b>					
A2000		GU General Fees Fund			1,500
D10119		RU Public Health Sciences			155,393
D10710		RU Public Health Online Learning			1,021

**W.S.U ANNUAL BUDGET**  
**102115 - Public Health Sciences**  
**For Fiscal Year 2025**

Account Code	Position Number	Name or Account Description	Months	2025 Adopted	
				Budget FTE	Amount
	D11439	RU PHS Honors			-
		<b>Total OOE by Fund</b>			<b>157,914</b>
		<b>Total FTE and Expenditures</b>		<b>13.80</b>	<b>1,980,303</b>
<b>Total FTE and Expenditures by Fund</b>					
	A0003	GU State General Fund		4.56	508,807
	A2000	GU General Fees Fund		5.52	618,746
	D10119	RU Public Health Sciences		0.24	331,000
	D10710	RU Public Health Online Learning		3.48	521,750
	D11439	RU PHS Honors		-	-
	R40041	Federal Work Study Program		-	-
		<b>Total FTE and Expenditures by Fund</b>		<b>13.80</b>	<b>1,980,303</b>

**W.S.U ANNUAL BUDGET  
102117 - Physical Therapy  
For Fiscal Year 2025**

Account Code	Position Number	Name or Account Description	Months	2025 Adopted	
				Budget FTE	Amount
<b>USS SALARIES</b>					
<b>1000 USS Salaries-Permanent</b>					
<b>Total USS Salaries</b>				-	-
<b>Total USS Salaries by Fund</b>					
<b>Total USS Salaries by Fund</b>				-	-
<b>UNCLASSIFIED SALARIES</b>					
<b>1100 Unclassified Salaries-Permanent (Including 1105 - Stipend)</b>					
991004		Assistant Teaching Professor Smith, Justin <i>This position is fully funded from restricted use sources.</i>	9	1.00	82,820
991383		Unclassified Prof Teach 10 mo Vacant		1.00	90,000
992063		Academic Program Specialist and Marketing Coordinator Lindsted, Jessica	12	1.00	47,470
992939		Assistant Teaching Professor / Director of Clinical Education / Simulation Coordinator Tew, Elizabeth <i>\$31,767 of this position is funded from restricted use sources.</i>	12	1.00	102,411
992941		Clinic Office Coordinator Vacant		1.00	47,008
993018		Assistant Teaching/Clinical Professor Ehresman, Brent	12	1.00	82,340
994142		Unclassified Prof Teach 12 mo Veenis, Adam	12	1.00	90,850
994595		Professor Manske, Robert	9	1.00	117,315
996585		Clinical Assistant Teaching Professor Fisher, Leah <i>This position is fully funded from restricted use sources.</i>	12	1.00	71,242
997106		Associate Educator Garcia, Lisa	12	0.06	4,844
997136		Clinical Placement Coordinator Quinn, Rachel <i>This position is fully funded from restricted use sources.</i>	12	1.00	47,622
997358		Assistant Program Director/Associate Teaching Professor Celso, Jennifer <i>\$18,000 of this position is funded from restricted use sources.</i>	12	1.00	122,941
997709		Professor Pitetti, Kenneth <i>This position is fully funded from restricted use sources.</i>	9	0.25	31,570
997747		Department Chair, Program Director & Clinical Professor Shelden, M'Lisa <i>\$20,145 of this position is funded from restricted use sources.</i>	12	1.00	156,993

**W.S.U ANNUAL BUDGET  
102117 - Physical Therapy  
For Fiscal Year 2025**

Account Code	Position Number	Name or Account Description	Months	2025 Adopted	
				Budget FTE	Amount
	997751	Professor Smith, Barbara	9	1.00	119,459
	997797	Associate Professor Lehecka, Bryan	9	1.00	87,447
	998472	Associate Teaching Professor Windsor, Nicole <i>This position is fully funded from restricted use sources.</i>	9	1.00	92,901
	998996	Assistant Teaching Professor Ashbrook, Christina	10	1.00	72,760
	999078	Manager Program Operations Shetlar, Kelley <i>\$61,062 of this position is funded from restricted use sources.</i>	12	1.00	73,979
	999184	Assistant Teaching Professor James, Jennifer <i>\$58,646 of this position is funded from restricted use sources.</i>	9	1.00	82,821
	1110	Uncl-Salaries-Seasonal and Temp			-
	1115	Unclassified Salaries-Add'l Comp			-
	1180	Unclassified Salaries-Lecturer			5,933
<b>Total Unclassified Salaries</b>				<b>18.31</b>	<b>1,630,726</b>
<b>Total Unclassified Salaries by Fund</b>					
	A0003	GU State General Fund		4.59	530,112
	A2000	GU General Fees Fund		7.35	578,906
	D10121	RU Physical Therapy		1.00	77,175
	D11366	RU Program Fees - Physical Therapy		3.22	251,155
	D11737	RU Course Fees - Physical Therapy		2.15	193,378
<b>Total Unclassified Salaries by Fund</b>				<b>18.31</b>	<b>1,630,726</b>
<b>STUDENT ASSISTANTS AND BENEFITS</b>					
	1690	Shrinkage			(32,293)
	1760	State Leave Pymt Assessment			11,755
	1830	Regents Retirement			126,475
	1850	TIAA Disability			16,262
	1911	Medicare			23,023
	1912	OASDI			98,395
	1750	Dependent Health Insurance			44,019
	1950	Single Group Health Insurance			150,975
	1970	Workers Compensation			4,474
	1980	Unemployment Compensation			968
<b>Total Students and Fringe Benefits</b>					<b>444,053</b>
<b>Total Students and Fringe Benefits by Fund</b>					
	A0003	GU State General Fund			135,191
	A2000	GU General Fees Fund			139,454
	D10121	RU Physical Therapy			22,825
	D11366	RU Program Fees - Physical Therapy			86,107
	D11737	RU Course Fees - Physical Therapy			60,476
<b>Total Students and Fringe Benefits</b>					<b>444,053</b>
<b>Total Salaries and Fringe Benefits</b>				<b>18.31</b>	<b>2,074,779</b>
<b>Total Salaries and Fringe Benefits by Fund</b>					
	A0003	GU State General Fund		4.59	665,303
	A2000	GU General Fees Fund		7.35	718,360
	D10121	RU Physical Therapy		1.00	100,000
	D11366	RU Program Fees - Physical Therapy		3.22	337,262
	D11737	RU Course Fees - Physical Therapy		2.15	253,854

**W.S.U ANNUAL BUDGET**  
**102117 - Physical Therapy**  
**For Fiscal Year 2025**

Account Code	Position Number	Name or Account Description	Months	2025 Adopted	
				Budget FTE	Amount
<b>Total Salaries and Fringe Benefits</b>				<b>18.31</b>	<b>2,074,779</b>
<hr/>					
<b>OTHER OPERATING EXPENDITURES (OOE)</b>					
7C		Contractual Services			-
7F		Commodities			-
7H		Capital Outlay			-
<b>Total OOE</b>					<b>-</b>
<hr/>					
<b>Total OOE by Fund</b>					
A2000		GU General Fees Fund			-
D10121		RU Physical Therapy			-
D11366		RU Program Fees - Physical Therapy			-
D11737		RU Course Fees - Physical Therapy			-
<b>Total OOE by Fund</b>					<b>-</b>
<hr/>					
<b>Total FTE and Expenditures</b>				<b>18.31</b>	<b>2,074,779</b>
<hr/>					
<b>Total FTE and Expenditures by Fund</b>					
A0003		GU State General Fund		4.59	665,303
A2000		GU General Fees Fund		7.35	718,360
D10121		RU Physical Therapy		1.00	100,000
D11366		RU Program Fees - Physical Therapy		3.22	337,262
D11737		RU Course Fees - Physical Therapy		2.15	253,854
<b>Total FTE and Expenditures by Fund</b>				<b>18.31</b>	<b>2,074,779</b>

**W.S.U ANNUAL BUDGET**  
**102118 - Advanced Educ in General Dentistry**  
**For Fiscal Year 2025**

Account Code	Position Number	Name or Account Description	Months	2025 Adopted	
				Budget FTE	Amount
<b>USS SALARIES</b>					
<b>1000 USS Salaries-Permanent</b>					
<b>Total USS Salaries</b>				-	-
<b>Total USS Salaries by Fund</b>					
<b>Total USS Salaries by Fund</b>				-	-
<b>UNCLASSIFIED SALARIES</b>					
<b>1100 Unclassified Salaries-Permanent (Including 1105 - Stipend)</b>					
991025	Resident Vacant			1.00	41,000
<i>This position is fully funded from restricted use sources.</i>					
991026	Resident Vacant			1.00	41,000
<i>This position is fully funded from restricted use sources.</i>					
991027	Resident Vacant			1.00	41,000
<i>This position is fully funded from restricted use sources.</i>					
991030	Resident Vacant			1.00	41,000
<i>This position is fully funded from restricted use sources.</i>					
992955	Dental Assistant Senior Vacant			0.80	32,448
<i>This position is fully funded from restricted use sources.</i>					
994013	Dental Assistant, Senior Chavira, Veronica		12	0.80	33,629
<i>This position is fully funded from restricted use sources.</i>					
994370	Administrative Specialist Hollinger, Krista		12	1.00	44,138
<i>This position is fully funded from restricted use sources.</i>					
996005	Resident Hsieh, Alex		12	1.00	40,400
<i>This position is fully funded from restricted use sources.</i>					
996865	Dental Assistant, Senior Slater, Melinda		12	0.80	34,461
<i>This position is fully funded from restricted use sources.</i>					
997024	Academic Program Manager Conner, Amanda		12	1.00	65,615
<i>This position is fully funded from restricted use sources.</i>					
997069	Director of AEGD and Associate Clinical Professor Elledge, Dean		12	1.00	253,132
<i>\$13,282 of this position is funded from restricted use sources.</i>					
997216	Dental Assistant, Senior Franks, Katherine		12	1.00	43,077
<i>This position is fully funded from restricted use sources.</i>					
997302	Resident				

**W.S.U ANNUAL BUDGET**  
**102118 - Advanced Educ in General Dentistry**  
**For Fiscal Year 2025**

Account Code	Position Number	Name or Account Description	Months	2025 Adopted	
				Budget FTE	Amount
		Nguyen, Hannah <i>This position is fully funded from restricted use sources.</i>	12	1.00	40,400
	997483	Clinic Office Manager Johnson, Maychen <i>This position is fully funded from restricted use sources.</i>	12	1.00	55,931
	997510	Dental Assistant, Entry Vacant <i>This position is fully funded from restricted use sources.</i>		0.80	24,544
	999043	Resident Scholtes, Morgan <i>This position is fully funded from restricted use sources.</i>	12	1.00	40,400
	999862	Dental Assistant, Senior Moore, Tonya <i>This position is fully funded from restricted use sources.</i>	12	0.80	31,882
	999894	Resident Seabaugh, Leila <i>This position is fully funded from restricted use sources.</i>	12	1.00	40,400
	999919	Resident Vacant <i>This position is fully funded from restricted use sources.</i>		1.00	40,000
	999976	Resident Vacant <i>This position is fully funded from restricted use sources.</i>		1.00	40,000
	1110	Uncl-Salaries-Seasonal and Temp			130,000
	1190	Unclassified Salaries-Vacation			4,000
	1160	Unclass Sal-OT/Comp/AHR			-
		<b>Total Unclassified Salaries</b>		<b>19.00</b>	<b>1,158,458</b>
		<b>Total Unclassified Salaries by Fund</b>			
	A2000	GU General Fees Fund		0.95	239,850
	D10355	RU Adv Educ General Dentistry		18.05	918,608
		<b>Total Unclassified Salaries by Fund</b>		<b>19.00</b>	<b>1,158,458</b>
<b>STUDENT ASSISTANTS AND BENEFITS</b>					
	1690	Shrinkage			(6,651)
	1760	State Leave Pymt Assessment			8,321
	1810	KPERS Retirement			4,920
	1830	Regents Retirement			57,841
	1850	TIAA Disability			10,250
	1911	Medicare			16,180
	1912	OASDI			64,437
	1750	Dependent Health Insurance			29,709
	1950	Single Group Health Insurance			92,257
	1970	Workers Compensation			3,163
	1980	Unemployment Compensation			677
		<b>Total Students and Fringe Benefits</b>			<b>281,104</b>
		<b>Total Students and Fringe Benefits by Fund</b>			
	A2000	GU General Fees Fund			45,176
	D10355	RU Adv Educ General Dentistry			235,928
		<b>Total Students and Fringe Benefits</b>			<b>281,104</b>
		<b>Total Salaries and Fringe Benefits</b>		<b>19.00</b>	<b>1,439,562</b>
		<b>Total Salaries and Fringe Benefits by Fund</b>			
	A2000	GU General Fees Fund		0.95	285,026



**W.S.U ANNUAL BUDGET**  
**102118 - Advanced Educ in General Dentistry**  
**For Fiscal Year 2025**

Account Code	Position Number	Name or Account Description	Months	2025 Adopted	
				Budget FTE	Amount
	D10355	RU Adv Educ General Dentistry		18.05	1,154,536
		<b>Total Salaries and Fringe Benefits</b>		<b>19.00</b>	<b>1,439,562</b>
<b>OTHER OPERATING EXPENDITURES (OOE)</b>					
	7C	Contractual Services			131,061
	7F	Commodities			82,103
	7H	Capital Outlay			-
		<b>Total OOE</b>			<b>213,164</b>
<b>Total OOE by Fund</b>					
	D10355	RU Adv Educ General Dentistry			213,164
		<b>Total OOE by Fund</b>			<b>213,164</b>
		<b>Total FTE and Expenditures</b>		<b>19.00</b>	<b>1,652,726</b>
<b>Total FTE and Expenditures by Fund</b>					
	A2000	GU General Fees Fund		0.95	285,026
	D10355	RU Adv Educ General Dentistry		18.05	1,367,700
		<b>Total FTE and Expenditures by Fund</b>		<b>19.00</b>	<b>1,652,726</b>

**W.S.U ANNUAL BUDGET**  
**102119 - Physician Assistant Program**  
**For Fiscal Year 2025**

Account Code	Position Number	Name or Account Description	Months	2025 Adopted	
				Budget FTE	Amount
<b>USS SALARIES</b>					
<b>1000 USS Salaries-Permanent</b>					
<b>Total USS Salaries</b>				-	-
<b>Total USS Salaries by Fund</b>					
<b>Total USS Salaries by Fund</b>				-	-
<b>UNCLASSIFIED SALARIES</b>					
<b>1100 Unclassified Salaries-Permanent (Including 1105 - Stipend)</b>					
993718		Assistant Clinical Professor & Admissions Coordinator Dudley, Chris <i>\$32,739 of this position is funded from restricted use sources.</i>	10	1.00	84,436
994065		Placement Coordinator Bayles, Melanie <i>\$37,530 of this position is funded from restricted use sources.</i>	12	1.00	50,000
994338		Administrative Assistant Carrick, Deanna <i>This position is fully funded from restricted use sources.</i>	12	1.00	35,131
994345		Manager Admissions, College or Program Cornelius, Terri <i>\$28,979 of this position is funded from restricted use sources.</i>	12	1.00	45,906
994434		Office Manager Mora, Jennifer <i>This position is fully funded from restricted use sources.</i>	12	1.00	45,822
994850		Assistant Clinical Professor & Applied Learning Coordinator Vacant		1.00	81,950
995286		Assistant Clinical Professor and Director of Clinical Development & Operations Slade, Julie <i>\$5,000 of this position is funded from restricted use sources.</i>	12	1.00	98,251
995856		Assistant Clinical Professor & Director of Clinical Education Lewia, Stephen <i>\$90,640 of this position is funded from restricted use sources.</i>	12	1.00	100,232
996962		Assistant Clinical Professor Ridder, Lori <i>This position is fully funded from restricted use sources.</i>	12	0.50	50,596
997572		Clinical Professor & Director of Didactic Education & Research Coordinator Wallace, Michelle <i>\$3,246 of this position is funded from restricted use sources.</i>	10	1.00	102,732
997819		Associate Clinical Professor & Director of Technology Integration Rogers, Corey	12	1.00	100,663
997871		Professor & Director of Assessment Hale, LaDonna <i>\$5,000 of this position is funded from restricted use sources.</i>	12	1.00	174,711
998755		Interim Chair and Program Director and Assistant Clinical Professor			

**W.S.U ANNUAL BUDGET**  
**102119 - Physician Assistant Program**  
**For Fiscal Year 2025**

Account Code	Position Number	Name or Account Description	Months	2025 Adopted	
				Budget FTE	Amount
		& Applied Learning Coordinator Ohlman, Evan	12	1.00	138,376
		<i>\$9,031 of this position is funded from restricted use sources.</i>			
	999161	Associate Professor Brown, Gina	10	0.50	50,464
<b>Total Unclassified Salaries</b>				<b>13.00</b>	<b>1,159,270</b>
<b>Total Unclassified Salaries by Fund</b>					
	A0003	GU State General Fund		3.30	383,828
	A2000	GU General Fees Fund		4.35	431,728
	D11367	RU Program Fees - Physician Assist		5.35	343,714
<b>Total Unclassified Salaries by Fund</b>				<b>13.00</b>	<b>1,159,270</b>
<b>STUDENT ASSISTANTS AND BENEFITS</b>					
	1200	Student Salaries-Regular			937
	1690	Shrinkage			(23,125)
	1760	State Leave Pymt Assessment			8,359
	1830	Regents Retirement			91,587
	1850	TIAA Disability			11,604
	1911	Medicare			16,454
	1912	OASDI			70,093
	1750	Dependent Health Insurance			25,336
	1752	Healthy Kids Health Insurance			863
	1950	Single Group Health Insurance			82,862
	1970	Workers Compensation			3,181
	1980	Unemployment Compensation			694
<b>Total Students and Fringe Benefits</b>					<b>288,845</b>
<b>Total Students and Fringe Benefits by Fund</b>					
	A0003	GU State General Fund			85,730
	A2000	GU General Fees Fund			90,429
	D11367	RU Program Fees - Physician Assist			112,686
<b>Total Students and Fringe Benefits</b>					<b>288,845</b>
<b>Total Salaries and Fringe Benefits</b>				<b>13.00</b>	<b>1,448,115</b>
<b>Total Salaries and Fringe Benefits by Fund</b>					
	A0003	GU State General Fund		3.30	469,558
	A2000	GU General Fees Fund		4.35	522,157
	D11367	RU Program Fees - Physician Assist		5.35	456,400
<b>Total Salaries and Fringe Benefits</b>				<b>13.00</b>	<b>1,448,115</b>
<b>OTHER OPERATING EXPENDITURES (OOE)</b>					
	7C	Contractual Services			400,000
	7F	Commodities			14,900
	7H	Capital Outlay			-
<b>Total OOE</b>					<b>414,900</b>
<b>Total OOE by Fund</b>					
	D10123	RU Physician Assistant			400,000
	D11367	RU Program Fees - Physician Assist			14,900
<b>Total OOE by Fund</b>					<b>414,900</b>
<b>Total FTE and Expenditures</b>				<b>13.00</b>	<b>1,863,015</b>
<b>Total FTE and Expenditures by Fund</b>					
	A0003	GU State General Fund		3.30	469,558
	A2000	GU General Fees Fund		4.35	522,157
	D10123	RU Physician Assistant		-	400,000
	D11367	RU Program Fees - Physician Assist		5.35	471,300
<b>Total FTE and Expenditures by Fund</b>				<b>13.00</b>	<b>1,863,015</b>

**W.S.U ANNUAL BUDGET**  
**102186 - Health Professions Instr Fees**  
**For Fiscal Year 2025**

Account Code	Position Number	Name or Account Description	Months	2025 Adopted	
				Budget FTE	Amount
<b>USS SALARIES</b>					
<b>1000 USS Salaries-Permanent</b>					
<b>Total USS Salaries</b>				-	-
<b>Total USS Salaries by Fund</b>					
<b>Total USS Salaries by Fund</b>				-	-
<b>UNCLASSIFIED SALARIES</b>					
<b>1100 Unclassified Salaries-Permanent (Including 1105 - Stipend)</b>					
992908		Grant Technical Writing Specialist Forbes, Vicki <i>This position is fully funded from restricted use sources.</i>	12	0.50	27,268
994486		Director Operations Taylor, Traci <i>This position is fully funded from restricted use sources.</i>	12	0.06	5,000
995090		Academic Advisor Senior, Health Professions Raburn, Jessica <i>This position is fully funded from restricted use sources.</i>	12	0.15	7,273
996759		Scholarship and Events Coordinator Aratea, Carmen <i>This position is fully funded from restricted use sources.</i>	12	1.00	41,410
997106		Associate Educator Garcia, Lisa <i>This position is fully funded from restricted use sources.</i>	12	0.94	75,891
997784		Administrative Specialist Aguilar, Anna <i>This position is fully funded from restricted use sources.</i>	12	0.74	27,421
998538		Director of Enrollment Management and Student Success Konecny, Amanda <i>This position is fully funded from restricted use sources.</i>	12	0.00	195
1110		Uncl-Salaries-Seasonal and Temp			10,000
1115		Unclassified Salaries-Add'l Comp			15,700
1180		Unclassified Salaries-Lecturer			10,000
1190		Unclassified Salaries-Vacation			1,000
1120		Grad Assistants-Indirect Instruct			6,000
<b>Total Unclassified Salaries</b>				<b>3.40</b>	<b>227,158</b>
<b>Total Unclassified Salaries by Fund</b>					
D10361		RU CHP Instructional Fees		3.40	227,158
<b>Total Unclassified Salaries by Fund</b>				<b>3.40</b>	<b>227,158</b>
<b>STUDENT ASSISTANTS AND BENEFITS</b>					
1760		State Leave Pymt Assessment			1,633
1830		Regents Retirement			17,017
1850		TIAA Disability			2,004
1911		Medicare			3,028
1912		OASDI			12,939
1750		Dependent Health Insurance			5,075
1950		Single Group Health Insurance			25,001
1970		Workers Compensation			622
1980		Unemployment Compensation			133

**W.S.U ANNUAL BUDGET**  
**102186 - Health Professions Instr Fees**  
**For Fiscal Year 2025**

Account Code	Position Number	Name or Account Description	Months	2025 Adopted	
				Budget FTE	Amount
<b>Total Students and Fringe Benefits</b>					<b>67,452</b>
<b>Total Students and Fringe Benefits by Fund</b>					
D10361		RU CHP Instructional Fees			67,452
<b>Total Students and Fringe Benefits</b>					<b>67,452</b>
<b>Total Salaries and Fringe Benefits</b>				<b>3.40</b>	<b>294,610</b>
<b>Total Salaries and Fringe Benefits by Fund</b>					
D10361		RU CHP Instructional Fees		3.40	294,610
<b>Total Salaries and Fringe Benefits</b>				<b>3.40</b>	<b>294,610</b>
<b>OTHER OPERATING EXPENDITURES (OOE)</b>					
		7C Contractual Services			78,000
		7F Commodities			84,000
		7H Capital Outlay			338,390
		7Z Transfers Out			100,000
<b>Total OOE</b>					<b>600,390</b>
<b>Total OOE by Fund</b>					
D10361		RU CHP Instructional Fees			600,390
<b>Total OOE by Fund</b>					<b>600,390</b>
<b>Total FTE and Expenditures</b>				<b>3.40</b>	<b>895,000</b>
<b>Total FTE and Expenditures by Fund</b>					
D10361		RU CHP Instructional Fees		3.40	895,000
<b>Total FTE and Expenditures by Fund</b>				<b>3.40</b>	<b>895,000</b>

**W.S.U ANNUAL BUDGET**  
**102425 - K-State Nursing Partnership**  
**For Fiscal Year 2025**

Account Code	Position Number	Name or Account Description	Months	2025 Adopted	
				Budget FTE	Amount
<b>USS SALARIES</b>					
<b>1000 USS Salaries-Permanent</b>					
<b>Total USS Salaries</b>				-	-
<b>Total USS Salaries by Fund</b>					
<b>Total USS Salaries by Fund</b>				-	-
<b>UNCLASSIFIED SALARIES</b>					
<b>1100 Unclassified Salaries-Permanent (Including 1105 - Stipend)</b>					
991013		Assistant Teaching Professor Fund, Mary <i>This position is fully funded from restricted use sources.</i>	10	1.00	76,609
992071		Assistant Educator and Site Coordinator Sisley, Kenneth <i>This position is fully funded from restricted use sources.</i>	10	1.00	79,756
993035		Assistant Educator Vacant <i>This position is fully funded from restricted use sources.</i>		1.00	64,000
994053		Assistant Professor Vacant <i>This position is fully funded from restricted use sources.</i>		1.00	64,000
994491		Administrative Specialist Moore, Helen <i>This position is fully funded from restricted use sources.</i>	12	1.00	42,453
996420		Assistant Educator Keesecker, Quincie <i>This position is fully funded from restricted use sources.</i>	9	1.00	65,743
996508		Assistant Educator Sloan, Heather <i>This position is fully funded from restricted use sources.</i>	9	1.00	70,916
998274		Critical Care Nursing Faculty/Assistant Educator Storrer, Angela <i>This position is fully funded from restricted use sources.</i>	9	0.09	6,445
1115		Unclassified Salaries-Add'l Comp			5,000
1180		Unclassified Salaries-Lecturer			48,000
<b>Total Unclassified Salaries</b>				<b>7.09</b>	<b>522,922</b>
<b>Total Unclassified Salaries by Fund</b>					
D11619		RU K-State Nursing Partnership		7.09	522,922
<b>Total Unclassified Salaries by Fund</b>				<b>7.09</b>	<b>522,922</b>
<b>STUDENT ASSISTANTS AND BENEFITS</b>					
1760		State Leave Pymt Assessment			3,769
1830		Regents Retirement			29,492
1850		TIAA Disability			4,753
1911		Medicare			7,314
1912		OASDI			31,264
1750		Dependent Health Insurance			17,501
1950		Single Group Health Insurance			47,001
1970		Workers Compensation			1,433

**W.S.U ANNUAL BUDGET**  
**102425 - K-State Nursing Partnership**  
**For Fiscal Year 2025**

Account Code	Position Number	Name or Account Description	Months	2025 Adopted	
				Budget FTE	Amount
1980		Unemployment Compensation			307
<b>Total Students and Fringe Benefits</b>					<b>142,834</b>
<b>Total Students and Fringe Benefits by Fund</b>					
	D11619	RU K-State Nursing Partnership			142,834
<b>Total Students and Fringe Benefits</b>					<b>142,834</b>
<b>Total Salaries and Fringe Benefits</b>				<b>7.09</b>	<b>665,756</b>
<b>Total Salaries and Fringe Benefits by Fund</b>					
	D11619	RU K-State Nursing Partnership		7.09	665,756
<b>Total Salaries and Fringe Benefits</b>				<b>7.09</b>	<b>665,756</b>
<b>OTHER OPERATING EXPENDITURES (OOE)</b>					
	7C	Contractual Services			8,490
	7F	Commodities			4,254
	7H	Capital Outlay			-
<b>Total OOE</b>					<b>12,744</b>
<b>Total OOE by Fund</b>					
	A2000	GU General Fees Fund			-
	D11619	RU K-State Nursing Partnership			12,744
<b>Total OOE by Fund</b>					<b>12,744</b>
<b>Total FTE and Expenditures</b>				<b>7.09</b>	<b>678,500</b>
<b>Total FTE and Expenditures by Fund</b>					
	A2000	GU General Fees Fund		-	-
	D11619	RU K-State Nursing Partnership		7.09	678,500
<b>Total FTE and Expenditures by Fund</b>				<b>7.09</b>	<b>678,500</b>

**Wichita State University**  
**Fiscal Year 2025 Annual Operating Budget**  
**College of Health Professions**  
**General Academic Instruction Program**

**Instruction Budget Summary**

<u>Expenditures</u>	General Use Funds			<u>% of General Use Budget</u>	<u>Restricted Use Funds</u>	<u>Total Budget</u>	<u>% of Total Budget</u>
	<u>State General Fund</u>	<u>General Fees (Tuition) Fund</u>	<u>Total</u>				
<b>Salaries and Fringe Benefits</b>							
University Support Staff Salaries	\$ 68,167	\$ -	\$ 68,167	0.8%	\$ 13,431	\$ 81,598	0.5%
Unclassified Salaries	3,821,497	2,613,587	6,435,084	78.9%	5,235,411	11,670,494	70.6%
Student Salaries	1,937	-	1,937	0.0%	6,700	8,637	0.1%
Fringe Benefits	1,137,605	681,798	1,819,403	22.3%	1,392,079	3,211,482	19.4%
Shrinkage	(114,650)	(75,155)	(189,805)	-2.3%	-	(189,805)	-1.1%
<b>Subtotal Salaries and Fringe Benefits</b>	<b>\$ 4,914,556</b>	<b>\$ 3,220,230</b>	<b>\$ 8,134,786</b>	<b>99.7%</b>	<b>\$ 6,647,621</b>	<b>\$ 14,782,407</b>	<b>89.4%</b>
<b>Other Operating Expenditures</b>	<b>\$ -</b>	<b>\$ 21,386</b>	<b>\$ 21,386</b>	<b>0.3%</b>	<b>\$ 1,722,990</b>	<b>\$ 1,744,376</b>	<b>10.6%</b>
<b>Total Instruction Budget</b>	<b>\$ 4,914,556</b>	<b>\$ 3,241,616</b>	<b>\$ 8,156,172</b>	<b>100.0%</b>	<b>\$ 8,370,611</b>	<b>\$ 16,526,783</b>	<b>100.0%</b>

**Instruction Budget Summary by Organization**

<u>Organization</u>	<u>FTE</u>	<u>General Use Funds</u>	<u>% of General Use Funds</u>	<u>Restricted Use Funds</u>	<u>% of Restricted Use Fund</u>	<u>Total Funds</u>	<u>% of Total Funds</u>
Communication Sciences and Disorders	19.00	\$ 1,368,852	16.8%	\$ 819,754	9.8%	\$ 2,188,606	13.2%
Nursing Initiative - Salaries and Supplies	0.17	-	0.0%	85,000	1.0%	85,000	0.5%
Accelerated Nursing Program	5.00	-	0.0%	555,000	6.6%	555,000	3.4%
Nursing, Family Nurse Practitioner	0.29	-	0.0%	43,413	0.5%	43,413	0.3%
School of Nursing	32.95	2,058,381	25.2%	1,055,157	12.6%	3,113,538	18.8%
Dental Hygiene	9.80	435,631	5.3%	374,102	4.5%	809,733	4.9%
Medical Laboratory Sciences	6.75	505,351	6.2%	210,450	2.5%	715,801	4.3%
Public Health Sciences	13.80	1,127,553	13.8%	824,119	9.8%	1,951,672	11.8%
Physical Therapy	18.31	1,383,663	17.0%	691,116	8.3%	2,074,779	12.6%
Advanced Education in General Dentistry	19.00	285,026	3.5%	1,367,700	16.3%	1,652,726	10.0%
Physician Assistant Program	13.00	991,715	12.2%	871,300	10.4%	1,863,015	11.3%
Health Professions Instructional Fees	3.40	-	0.0%	795,000	9.5%	795,000	4.8%
K-State Nursing Partnership	7.09	-	0.0%	678,500	8.1%	678,500	4.1%
Health Professions Online Fee	-	-	0.0%	-	0.0%	-	0.0%
<b>Total Instruction Budget</b>	<b>148.56</b>	<b>\$ 8,156,172</b>	<b>100.0%</b>	<b>\$ 8,370,611</b>	<b>100.0%</b>	<b>\$ 16,526,783</b>	<b>100.0%</b>

Summary excludes nonreportable expenditures



**Wichita State University**  
**Fiscal Year 2025 Annual Operating Budget**

**Instruction Program**  
**Program Code 42000**

**College of Liberal Arts and Sciences**  
**Instruction Program Budget Units**

Biological Sciences	Women's Studies and Religion
Chemistry	Anthropology
English	Social Science Research Laboratory
Geology	School of Social Work
Elliott School of Communication	English Writing Laboratory
History	Language Laboratory
Mathematics and Statistics	Mathematics Laboratory
Physics	Physics Help Lab
Political Science	Hugo Wall School of Urban & Public Affairs
Psychology	Liberal Arts and Sciences Lecturers
Philosophy	LAS Course Fee
Sociology	Intensive English Language Center
Modern & Classical Languages & Literatures	Biology – Field Station Management
School of Criminal Justice	Mini MPA

**W.S.U ANNUAL BUDGET  
102048 - Biological Sciences  
For Fiscal Year 2025**

Account Code	Position Number	Name or Account Description	Months	2025 Adopted	
				Budget FTE	Amount
<b>USS SALARIES</b>					
<b>1000 USS Salaries-Permanent</b>					
	999651	Office Coordinator Norton, Marcia	12	1.00	39,645
<b>Total USS Salaries</b>				<b>1.00</b>	<b>39,645</b>
<b>Total USS Salaries by Fund</b>					
A0003		GU State General Fund		1.00	39,645
<b>Total USS Salaries by Fund</b>				<b>1.00</b>	<b>39,645</b>
<b>UNCLASSIFIED SALARIES</b>					
<b>1100 Unclassified Salaries-Permanent (Including 1105 - Stipend)</b>					
	992061	Assistant Professor Loganathan, Rajprasad	9	1.00	72,468
	994603	Assistant Educator of Biological Sciences Young, Rejeana <i>\$26,218 of this position is funded from restricted use sources.</i>	9	1.00	53,281
	994925	Associate Teaching Professor Shellhammer, Alvin	12	1.00	71,964
	995304	Assistant Professor Luhring, Thomas	9	1.00	68,619
	997441	Research Laboratory Manager, Biology Carte, Meris <i>This position is fully funded from restricted use sources.</i>	12	1.00	50,975
	997629	Professor Schneegurt, Mark	9	1.00	108,349
	997746	Professor McDonald, J	9	1.00	151,902
	997780	Academic Laboratory Coordinator, Biology Smith, Jennifer	12	1.00	47,436
	997834	Professor Yao, Li	9	1.00	83,233
	997849	Field Station Manager Mardis, Dexter	12	1.00	53,899
	997880	Professor Russell, Francis	9	1.00	93,107
	997921	Office Manager and Academic Advisor, Biology Martino, Maria	12	1.00	52,615
	998231	Chairperson and Professor Hendry, William	12	1.00	140,334
	998235	Lawrence M. Jones Distinguished Professor Bousfield, George <i>\$14,000 of this position is funded from restricted use sources.</i>	9	1.00	113,490
	998239	Professor Jameson, Mary	9	1.00	86,206

**W.S.U ANNUAL BUDGET**  
**102048 - Biological Sciences**  
**For Fiscal Year 2025**

Account Code	Position Number	Name or Account Description	Months	2025 Adopted	
				Budget FTE	Amount
	998244	Associate Professor Shuai, Bin	9	1.00	73,955
	998373	Professor & Field Station Director Houseman, Gregory	9	1.00	103,107
	998433	Associate Professor Beck, James	9	1.00	71,974
	998997	Laboratory Assistant, Animal Science Catlin, Sarah	12	1.00	40,581
	999566	Academic Laboratory Coordinator, Biology Beckman, Fawn	12	1.00	53,612
	1110	Uncl-Salaries-Seasonal and Temp			10,000
	1115	Unclassified Salaries-Add'l Comp			6,707
	1130	Grad Assistants-Research			12,000
		<b>Total Unclassified Salaries</b>		<b>20.00</b>	<b>1,619,814</b>
		<b>Total Unclassified Salaries by Fund</b>			
	A0003	GU State General Fund		10.00	804,629
	A2000	GU General Fees Fund		8.38	695,285
	D11353	RU Biology Salaries		1.62	93,100
	D11360	RU Biology Lab Fees		-	26,800
		<b>Total Unclassified Salaries by Fund</b>		<b>20.00</b>	<b>1,619,814</b>
<b>STUDENT ASSISTANTS AND BENEFITS</b>					
	1200	Student Salaries-Regular			7,632
	1690	Shrinkage			(46,479)
	1760	State Leave Pymt Assessment			11,962
	1810	KPERS Retirement			15,319
	1830	Regents Retirement			127,797
	1850	TIAA Disability			16,388
	1911	Medicare			23,301
	1912	OASDI			99,588
	1750	Dependent Health Insurance			43,752
	1752	Healthy Kids Health Insurance			863
	1950	Single Group Health Insurance			178,604
	1970	Workers Compensation			4,546
	1980	Unemployment Compensation			983
		<b>Total Students and Fringe Benefits</b>			<b>484,256</b>
		<b>Total Students and Fringe Benefits by Fund</b>			
	A0003	GU State General Fund			257,593
	A2000	GU General Fees Fund			198,075
	D11353	RU Biology Salaries			22,714
	D11360	RU Biology Lab Fees			5,874
		<b>Total Students and Fringe Benefits</b>			<b>484,256</b>
		<b>Total Salaries and Fringe Benefits</b>		<b>21.00</b>	<b>2,143,715</b>
		<b>Total Salaries and Fringe Benefits by Fund</b>			
	A0003	GU State General Fund		11.00	1,101,867
	A2000	GU General Fees Fund		8.38	893,360
	D11353	RU Biology Salaries		1.62	115,814
	D11360	RU Biology Lab Fees		-	32,674
		<b>Total Salaries and Fringe Benefits</b>		<b>21.00</b>	<b>2,143,715</b>
<b>OTHER OPERATING EXPENDITURES (OOE)</b>					
	7C	Contractual Services			45,076
	7F	Commodities			55,434
	7H	Capital Outlay			15,000

**W.S.U ANNUAL BUDGET**  
**102048 - Biological Sciences**  
**For Fiscal Year 2025**

Account Code	Position Number	Name or Account Description	Months	2025 Adopted	
				Budget FTE	Amount
	7L	Grants Claims & Shared Revenue			400
<b>Total OOE</b>					<b>115,910</b>
<b>Total OOE by Fund</b>					
A2000		GU General Fees Fund			69,751
D10160		RU Biological Sciences			10,830
D11360		RU Biology Lab Fees			35,329
<b>Total OOE by Fund</b>					<b>115,910</b>
<b>Total FTE and Expenditures</b>				<b>21.00</b>	<b>2,259,625</b>
<b>Total FTE and Expenditures by Fund</b>					
A0003		GU State General Fund		11.00	1,101,867
A2000		GU General Fees Fund		8.38	963,111
D10160		RU Biological Sciences		-	10,830
D11353		RU Biology Salaries		1.62	115,814
D11360		RU Biology Lab Fees		-	68,003
<b>Total FTE and Expenditures by Fund</b>				<b>21.00</b>	<b>2,259,625</b>

**W.S.U ANNUAL BUDGET  
102049 - Chemistry  
For Fiscal Year 2025**

Account Code	Position Number	Name or Account Description	Months	2025 Adopted	
				Budget FTE	Amount
<b>USS SALARIES</b>					
<b>1000 USS Salaries-Permanent</b>					
<b>Total USS Salaries</b>				-	-
<b>Total USS Salaries by Fund</b>					
<b>Total USS Salaries by Fund</b>				-	-
<b>UNCLASSIFIED SALARIES</b>					
<b>1100 Unclassified Salaries-Permanent (Including 1105 - Stipend)</b>					
993533		Assistant Professor of Chemistry Wu, Haifan	9	1.00	71,302
997719		University Distinguished Professor Groutas, William	9	1.00	164,110
997722		Instrumentation Manager, Chemistry Nevonen, Dustin	12	1.00	72,468
		<i>\$6,212 of this position is funded from restricted use sources.</i>			
997848		Professor Beck, Moriah	9	1.00	96,039
998118		Associate Professor & Undergraduate Coordinator Bann, James	9	1.00	84,227
998180		Associate Professor Gong, Maojun	9	1.00	76,652
998219		Associate Prof Chem & Talaty Research Prof Vacant		1.00	100,424
		<i>\$26,800 of this position is funded from restricted use sources.</i>			
998221		Teaching Professor Alliston, Kevin	9	1.00	69,369
998222		Professor Wimalasena, Kandatege	9	1.00	121,468
998225		Assistant Professor Wang, Jian	9	1.00	71,229
998226		Professor and Graduate Coordinator Burns, Dennis	9	1.00	119,485
998228		Associate Professor Shvartsburg, Alexandre	9	1.00	85,502
998953		Laboratory Coordinator, Chemistry McCoy, Susan	12	1.00	47,445
998970		Laboratory Coordinator, Chemistry Cambridge, Mary	12	1.00	47,445
999853		Administrative Specialist Webster, Margene	12	1.00	43,014
999854		Department Chair & Associate Professor English, Douglas	12	1.00	104,818

**W.S.U ANNUAL BUDGET**  
**102049 - Chemistry**  
**For Fiscal Year 2025**

Account Code	Position Number	Name or Account Description	Months	2025 Adopted	
				Budget FTE	Amount
1130		Grad Assistants-Research			20,000
<b>Total Unclassified Salaries</b>				<b>16.00</b>	<b>1,394,997</b>
<b>Total Unclassified Salaries by Fund</b>					
A0003		GU State General Fund		3.00	171,542
A2000		GU General Fees Fund		12.65	1,170,443
D10161		RU Chemistry		0.09	26,212
D11594		RU Chemistry Talaty Endowed Prof		0.27	26,800
<b>Total Unclassified Salaries by Fund</b>				<b>16.00</b>	<b>1,394,997</b>
<b>STUDENT ASSISTANTS AND BENEFITS</b>					
1200		Student Salaries-Regular			8,000
1690		Shrinkage			(39,916)
1760		State Leave Pymt Assessment			10,054
1810		KPERS Retirement			10,332
1830		Regents Retirement			100,658
1850		TIAA Disability			13,761
1911		Medicare			19,334
1912		OASDI			82,633
1750		Dependent Health Insurance			30,627
1950		Single Group Health Insurance			141,004
1970		Workers Compensation			3,820
1980		Unemployment Compensation			822
<b>Total Students and Fringe Benefits</b>					<b>381,129</b>
<b>Total Students and Fringe Benefits by Fund</b>					
A0003		GU State General Fund			59,082
A2000		GU General Fees Fund			317,299
D10161		RU Chemistry			2,145
D11594		RU Chemistry Talaty Endowed Prof			2,603
<b>Total Students and Fringe Benefits</b>					<b>381,129</b>
<b>Total Salaries and Fringe Benefits</b>				<b>16.00</b>	<b>1,776,126</b>
<b>Total Salaries and Fringe Benefits by Fund</b>					
A0003		GU State General Fund		3.00	230,624
A2000		GU General Fees Fund		12.65	1,487,742
D10161		RU Chemistry		0.09	28,357
D11594		RU Chemistry Talaty Endowed Prof		0.27	29,403
<b>Total Salaries and Fringe Benefits</b>				<b>16.00</b>	<b>1,776,126</b>
<b>OTHER OPERATING EXPENDITURES (OOE)</b>					
7C		Contractual Services			46,316
7F		Commodities			114,598
7H		Capital Outlay			28,771
7L		Grants Claims & Shared Revenue			6,000
7Z		Transfers Out			4,496
<b>Total OOE</b>					<b>200,181</b>
<b>Total OOE by Fund</b>					
A2000		GU General Fees Fund			113,065
D10161		RU Chemistry			82,620
D11594		RU Chemistry Talaty Endowed Prof			4,496
<b>Total OOE by Fund</b>					<b>200,181</b>
<b>Total FTE and Expenditures</b>				<b>16.00</b>	<b>1,976,307</b>
<b>Total FTE and Expenditures by Fund</b>					
A0003		GU State General Fund		3.00	230,624
A2000		GU General Fees Fund		12.65	1,600,807
D10161		RU Chemistry		0.09	110,977
D11594		RU Chemistry Talaty Endowed Prof		0.27	33,899
<b>Total FTE and Expenditures by Fund</b>				<b>16.00</b>	<b>1,976,307</b>

**W.S.U ANNUAL BUDGET  
102050 - English  
For Fiscal Year 2025**

Account Code	Position Number	Name or Account Description	Months	2025 Adopted	
				Budget FTE	Amount
<b>USS SALARIES</b>					
<b>1000 USS Salaries-Permanent</b>					
<b>Total USS Salaries</b>				-	-
<b>Total USS Salaries by Fund</b>					
<b>Total USS Salaries by Fund</b>				-	-
<b>UNCLASSIFIED SALARIES</b>					
<b>1100 Unclassified Salaries-Permanent (Including 1105 - Stipend)</b>					
992911		Assistant Professor of English Vacant		1.00	60,000
993094		M V Hughes Distinguished Professor Waters, Mary <i>\$14,000 of this position is funded from restricted use sources.</i>	9	1.00	105,901
993795		Associate Professor Griffith, Jean	9	1.00	70,049
994192		Asst Teaching Prof & Recruitment and Retention Coordinator Jones, Clinton	12	1.00	52,834
994342		Technical Writing Coordinator/Assistant Teaching Professor Behrens, Michael	10	1.00	50,500
996917		Assistant Professor Allen, Jason	9	1.00	59,010
997095		Associate Professor and Graduate Studies Coordinator Bechtold, Rebecca	9	1.00	66,029
998166		Associate Professor Menon, Mythili	9	1.00	63,245
998186		Associate Professor Boynnton, Thomas	9	1.00	63,934
998191		Associate Professor & Creative Writing Director Taylor, Samuel	9	1.00	74,067
998194		Associate Professor and Director of Creative Writing Dawe, Margaret	9	1.00	79,203
998195		Assistant Professor of English Lanning, Katherine	9	1.00	59,435
998197		Professor and Director of the Writing Program DeFrain, Darren	10	1.00	83,411
998198		Associate Teaching Professor & Assistant Director of the Writing Program Dickison, Carrie <i>\$38,276 of this position is funded from restricted use sources.</i>	12	1.00	60,829
998205		Associate Professor and Chair Connor, Francis	9	1.00	67,121
998208		Teaching Professor & Writing Center Director			

**W.S.U ANNUAL BUDGET**  
**102050 - English**  
**For Fiscal Year 2025**

Account Code	Position Number	Name or Account Description	Months	2025 Adopted	
				Budget FTE	Amount
		Jones, Kerry	9	1.00	55,482
	998503	Associate Teaching Professor DeFrain, Melinda	9	1.00	47,469
	998837	Office Coordinator Pereski, Nakita	12	1.00	40,394
	1110	Uncl-Salaries-Seasonal and Temp			-
<b>Total Unclassified Salaries</b>				<b>18.00</b>	<b>1,158,913</b>
<b>Total Unclassified Salaries by Fund</b>					
	A0003	GU State General Fund		7.00	421,824
	A2000	GU General Fees Fund		10.24	684,813
	D10162	RU English		0.13	14,000
	D11148	RU English Online Learning		0.63	38,276
<b>Total Unclassified Salaries by Fund</b>				<b>18.00</b>	<b>1,158,913</b>
<b>STUDENT ASSISTANTS AND BENEFITS</b>					
	1200	Student Salaries-Regular			11,500
	1690	Shrinkage			(33,917)
	1760	State Leave Pymt Assessment			8,355
	1830	Regents Retirement			93,415
	1850	TIAA Disability			11,599
	1911	Medicare			16,227
	1912	OASDI			69,354
	1750	Dependent Health Insurance			35,004
	1950	Single Group Health Insurance			159,807
	1970	Workers Compensation			3,177
	1980	Unemployment Compensation			684
<b>Total Students and Fringe Benefits</b>					<b>375,205</b>
<b>Total Students and Fringe Benefits by Fund</b>					
	A0003	GU State General Fund			126,382
	A2000	GU General Fees Fund			223,138
	D10162	RU English			12,817
	D11148	RU English Online Learning			12,868
<b>Total Students and Fringe Benefits</b>					<b>375,205</b>
<b>Total Salaries and Fringe Benefits</b>				<b>18.00</b>	<b>1,534,118</b>
<b>Total Salaries and Fringe Benefits by Fund</b>					
	A0003	GU State General Fund		7.00	548,206
	A2000	GU General Fees Fund		10.24	907,951
	D10162	RU English		0.13	26,817
	D11148	RU English Online Learning		0.63	51,144
<b>Total Salaries and Fringe Benefits</b>				<b>18.00</b>	<b>1,534,118</b>
<b>OTHER OPERATING EXPENDITURES (OOE)</b>					
	7C	Contractual Services			13,830
	7F	Commodities			6,580
	7H	Capital Outlay			2,344
	7L	Grants Claims & Shared Revenue			36,000
	7Z	Transfers Out			3,000
<b>Total OOE</b>					<b>61,755</b>
<b>Total OOE by Fund</b>					
	A2000	GU General Fees Fund			17,135
	D10162	RU English			40,186
	D11646	RU English Hughes FOD Research			4,434
<b>Total OOE by Fund</b>					<b>61,755</b>
<b>Total FTE and Expenditures</b>				<b>18.00</b>	<b>1,595,873</b>
<b>Total FTE and Expenditures by Fund</b>					



**W.S.U ANNUAL BUDGET**  
**102050 - English**  
**For Fiscal Year 2025**

Account Code	Position Number	Name or Account Description	Months	2025 Adopted	
				Budget FTE	Amount
A0003		GU State General Fund		7.00	548,206
A2000		GU General Fees Fund		10.24	925,086
D10162		RU English		0.13	67,003
D11148		RU English Online Learning		0.63	51,144
D11646		RU English Hughes FOD Research		-	4,434
<b>Total FTE and Expenditures by Fund</b>				<b>18.00</b>	<b>1,595,873</b>

**W.S.U ANNUAL BUDGET**  
**102052 - Geology**  
**For Fiscal Year 2025**

Account Code	Position Number	Name or Account Description	Months	2025 Adopted	
				Budget FTE	Amount
<b>USS SALARIES</b>					
<b>1000 USS Salaries-Permanent</b>					
	999849	Administrative Specialist Smith, Kevin	12	1.00	42,411
<b>Total USS Salaries</b>				<b>1.00</b>	<b>42,411</b>
<b>Total USS Salaries by Fund</b>					
A0003		GU State General Fund		1.00	42,411
<b>Total USS Salaries by Fund</b>				<b>1.00</b>	<b>42,411</b>
<b>UNCLASSIFIED SALARIES</b>					
<b>1100 Unclassified Salaries-Permanent (Including 1105 - Stipend)</b>					
	994363	Assistant Professor (Environmental Geoscience) Demissie, Zelalem	9	1.00	67,779
	995226	Abercrombie Distinguished Executive in Residence in Geology Doyle, Kevin	9	0.50	32,313
	997392	Assistant Professor (Mineralogy/Petrology) Vacant		1.00	65,000
	997718	Assistant Professor (Geoscience Communication) Vacant		1.00	50,000
	997881	Chairperson and Associate Professor Parcell, William	10	1.00	86,916
	998182	Associate Professor Swindle, Andrew	9	1.00	71,815
1110		Uncl-Salaries-Seasonal and Temp			6,000
1130		Grad Assistants-Research			4,500
<b>Total Unclassified Salaries</b>				<b>5.50</b>	<b>384,323</b>
<b>Total Unclassified Salaries by Fund</b>					
A0003		GU State General Fund		-	-
A2000		GU General Fees Fund		5.50	373,823
D10163		RU Geology		-	10,500
<b>Total Unclassified Salaries by Fund</b>				<b>5.50</b>	<b>384,323</b>
<b>STUDENT ASSISTANTS AND BENEFITS</b>					
	1690	Shrinkage			(12,063)
	1760	State Leave Pymt Assessment			3,077
	1810	KPERS Retirement			4,844
	1830	Regents Retirement			22,003
	1850	TIAA Disability			4,166
	1911	Medicare			5,952
	1912	OASDI			25,441
	1750	Dependent Health Insurance			8,752
	1752	Healthy Kids Health Insurance			-
	1950	Single Group Health Insurance			37,603
	1970	Workers Compensation			1,172
	1980	Unemployment Compensation			254
<b>Total Students and Fringe Benefits</b>					<b>101,201</b>
<b>Total Students and Fringe Benefits by Fund</b>					
A0003		GU State General Fund			16,906
A2000		GU General Fees Fund			83,724
D10163		RU Geology			571

**W.S.U ANNUAL BUDGET**  
**102052 - Geology**  
**For Fiscal Year 2025**

Account Code	Position Number	Name or Account Description	Months	2025 Adopted	
				Budget FTE	Amount
<b>Total Students and Fringe Benefits</b>					<b>101,201</b>
<b>Total Salaries and Fringe Benefits</b>				<b>6.50</b>	<b>527,935</b>
<b>Total Salaries and Fringe Benefits by Fund</b>					
A0003		GU State General Fund		1.00	59,317
A2000		GU General Fees Fund		5.50	457,547
D10163		RU Geology		-	11,071
<b>Total Salaries and Fringe Benefits</b>				<b>6.50</b>	<b>527,935</b>
<b>OTHER OPERATING EXPENDITURES (OOE)</b>					
7C		Contractual Services			12,583
7F		Commodities			10,000
7H		Capital Outlay			2,555
7Z		Transfers Out			1,000
<b>Total OOE</b>					<b>26,138</b>
<b>Total OOE by Fund</b>					
A2000		GU General Fees Fund			22,955
D10163		RU Geology			3,183
<b>Total OOE by Fund</b>					<b>26,138</b>
<b>Total FTE and Expenditures</b>				<b>6.50</b>	<b>554,073</b>
<b>Total FTE and Expenditures by Fund</b>					
A0003		GU State General Fund		1.00	59,317
A2000		GU General Fees Fund		5.50	480,502
D10163		RU Geology		-	14,254
<b>Total FTE and Expenditures by Fund</b>				<b>6.50</b>	<b>554,073</b>

**W.S.U ANNUAL BUDGET**  
**102053 - Elliott School of Communication**  
**For Fiscal Year 2025**

Account Code	Position Number	Name or Account Description	Months	2025 Adopted	
				Budget FTE	Amount
<b>USS SALARIES</b>					
<b>1000 USS Salaries-Permanent</b>					
<b>Total USS Salaries</b>				-	-
<b>Total USS Salaries by Fund</b>					
<b>Total USS Salaries by Fund</b>				-	-
<b>UNCLASSIFIED SALARIES</b>					
<b>1100 Unclassified Salaries-Permanent (Including 1105 - Stipend)</b>					
993790		Office Manager Solano, Amy	12	1.00	47,466
994242		Assistant Educator Brand, John	10	1.00	51,366
994335		Assistant Educator for Multimedia Communication Bond, Stephanie	9	1.00	47,531
995102		Senior Educator Sipes, Sandra	9	1.00	62,527
996388		Assistant Professor Xiao, Min	9	1.00	68,943
997603		Betty & Oliver Elliott Assoc Prof of Comm, Grad Coord & Director of Public Speaking Parcell, Lisa <i>\$14,000 of this position is funded from restricted use sources.</i>	10	1.00	93,619
997655		Associate Educator McCullough, Madeline	9	1.00	55,633
997770		Associate Professor Hager, Kevin	9	1.00	72,647
998025		Senior Educator Wilson, Eric	9	1.00	62,527
998026		Assistant Professor of Communication Wing, Hannah	9	1.00	63,128
998039		KHF Distinguished Chair of the Elliott School & Teaching Professor Jarman, Jeffrey <i>\$51,757 of this position is funded from restricted use sources.</i>	12	1.00	120,098
998088		Senior Educator, Undergraduate Coordinator, and Sunflower Faculty Advisor DeVault, Amy	10	1.00	75,250
998149		Assistant Professor & Director of Debate Samuels, Phillip	9	1.00	63,994
999035		Assistant Educator Newman, Jessica	9	1.00	53,851
999064		Assistant Professor Tennant, James	9	1.00	64,407

**W.S.U ANNUAL BUDGET**  
**102053 - Elliott School of Communication**  
**For Fiscal Year 2025**

Account Code	Position Number	Name or Account Description	Months	2025 Adopted	
				Budget FTE	Amount
1110		Uncl-Salaries-Seasonal and Temp			4,850
1115		Unclassified Salaries-Add'l Comp			10,150
<b>Total Unclassified Salaries</b>				<b>15.00</b>	<b>1,017,987</b>
<b>Total Unclassified Salaries by Fund</b>					
A0003		GU State General Fund		2.85	205,274
A2000		GU General Fees Fund		11.57	731,956
D10164		RU Elliott School of Communication		-	5,000
D10782		RU Communications Royalties		-	-
D11172		RU KHF Distinguished Professorship		0.43	51,757
D11316		RU ESC Stipends		-	10,000
D11317		RU ESC Faculty of Distinction		0.15	14,000
<b>Total Unclassified Salaries by Fund</b>				<b>15.00</b>	<b>1,017,987</b>
<b>STUDENT ASSISTANTS AND BENEFITS</b>					
1200		Student Salaries-Regular			19,758
1690		Shrinkage			(28,340)
1760		State Leave Pymt Assessment			7,339
1830		Regents Retirement			86,125
1850		TIAA Disability			10,141
1911		Medicare			14,205
1912		OASDI			60,716
1750		Dependent Health Insurance			26,251
1950		Single Group Health Insurance			112,802
1970		Workers Compensation			2,789
1980		Unemployment Compensation			601
<b>Total Students and Fringe Benefits</b>					<b>312,387</b>
<b>Total Students and Fringe Benefits by Fund</b>					
A0003		GU State General Fund			61,236
A2000		GU General Fees Fund			215,749
D10164		RU Elliott School of Communication			451
D10782		RU Communications Royalties			-
D11172		RU KHF Distinguished Professorship			9,425
D11316		RU ESC Stipends			1,822
D11317		RU ESC Faculty of Distinction			3,946
D11322		RU KHF Students			19,758
<b>Total Students and Fringe Benefits</b>					<b>312,387</b>
<b>Total Salaries and Fringe Benefits</b>				<b>15.00</b>	<b>1,330,374</b>
<b>Total Salaries and Fringe Benefits by Fund</b>					
A0003		GU State General Fund		2.85	266,510
A2000		GU General Fees Fund		11.57	947,705
D10164		RU Elliott School of Communication		-	5,451
D10782		RU Communications Royalties		-	-
D11172		RU KHF Distinguished Professorship		0.43	61,182
D11316		RU ESC Stipends		-	11,822
D11317		RU ESC Faculty of Distinction		0.15	17,946
D11322		RU KHF Students		-	19,758
<b>Total Salaries and Fringe Benefits</b>				<b>15.00</b>	<b>1,330,374</b>
<b>OTHER OPERATING EXPENDITURES (OOE)</b>					
7C		Contractual Services			17,001
7F		Commodities			8,340
7H		Capital Outlay			52,228
7L		Grants Claims & Shared Revenue			8,804
7Z		Transfers Out			9,841
<b>Total OOE</b>					<b>96,213</b>
<b>Total OOE by Fund</b>					
A2000		GU General Fees Fund			21,107
D10164		RU Elliott School of Communication			54,917
D10746		RU AD ASTRA			1,750

**W.S.U ANNUAL BUDGET**  
**102053 - Elliott School of Communication**  
**For Fiscal Year 2025**

Account Code	Position Number	Name or Account Description	Months	2025 Adopted	
				Budget FTE	Amount
	D10782	RU Communications Royalties			18,439
<b>Total OOE by Fund</b>					<b>18,439</b>
<b>Total FTE and Expenditures</b>				<b>15.00</b>	<b>1,426,587</b>
<b>Total FTE and Expenditures by Fund</b>					
A0003		GU State General Fund		2.85	266,510
A2000		GU General Fees Fund		11.57	968,812
D10164		RU Elliott School of Communication		-	60,368
D10746		RU AD ASTRA		-	1,750
D10782		RU Communications Royalties		-	18,439
D11172		RU KHF Distinguished Professorship		0.43	61,182
D11316		RU ESC Stipends		-	11,822
D11317		RU ESC Faculty of Distinction		0.15	17,946
D11322		RU KHF Students		-	19,758
<b>Total FTE and Expenditures by Fund</b>				<b>15.00</b>	<b>1,426,587</b>

**W.S.U ANNUAL BUDGET  
102054 - History  
For Fiscal Year 2025**

Account Code	Position Number	Name or Account Description	Months	2025 Adopted	
				Budget FTE	Amount
<b>USS SALARIES</b>					
<b>1000 USS Salaries-Permanent</b>					
<b>Total USS Salaries</b>				-	-
<b>Total USS Salaries by Fund</b>					
<b>Total USS Salaries by Fund</b>				-	-
<b>UNCLASSIFIED SALARIES</b>					
<b>1100 Unclassified Salaries-Permanent (Including 1105 - Stipend)</b>					
991780	Visiting Assistant Professor Vacant			1.00	57,750
	<i>This position is fully funded from restricted use sources.</i>				
993275	Assistant Teaching Professor of Ancient History Vacant			1.00	52,000
994074	Associate Professor & Undergraduate Coordinator Hayton, Jeffrey	9		1.00	70,350
994212	Assistant Professor of History & Graduate Coordinator & Director of International Studies Ballout, Laila	9		1.00	64,940
994511	Administrative Specialist Vacant			-	0
998041	Associate Professor Dehner, George	9		1.00	72,334
998117	Professor and Interim Chair Owens, Robert	9		1.00	99,773
998152	Willard W. Garvey Distinguished Professor of Business History Weems, Robert	9		1.00	143,822
	<i>\$14,000 of this position is funded from restricted use sources.</i>				
998154	Professor Dreifort, John	9		1.00	106,244
998158	Assistant Professor Hundley, Helen	9		1.00	71,844
998161	Professor Pickus, Keith	9		1.00	170,959
998163	Professor Price, Jay	9		1.00	96,337
998217	Associate Professor Lasine Thelle, Rannfrid	9		1.00	68,437
	<i>\$15,103 of this position is funded from restricted use sources.</i>				
998566	Associate Professor & Head of Women's, Ethnicity and Intersectional Studies Henry, Robin	9		1.00	74,479
999848	Office Coordinator McKown, Janice	12		1.00	39,728

**W.S.U ANNUAL BUDGET  
102054 - History  
For Fiscal Year 2025**

Account Code	Position Number	Name or Account Description	Months	2025 Adopted	
				Budget FTE	Amount
1115		Unclassified Salaries-Add'l Comp			3,077
<b>Total Unclassified Salaries</b>				<b>14.00</b>	<b>1,192,074</b>
<b>Total Unclassified Salaries by Fund</b>					
A0003		GU State General Fund		2.90	275,794
A2000		GU General Fees Fund		9.78	826,350
D10165		RU History		1.10	74,827
D11570		RU Religion		0.22	15,103
<b>Total Unclassified Salaries by Fund</b>				<b>14.00</b>	<b>1,192,074</b>
<b>STUDENT ASSISTANTS AND BENEFITS</b>					
1690		Shrinkage			(32,910)
1760		State Leave Pymt Assessment			8,594
1830		Regents Retirement			92,004
1850		TIAA Disability			11,930
1911		Medicare			16,648
1912		OASDI			71,140
1750		Dependent Health Insurance			39,379
1950		Single Group Health Insurance			112,806
1970		Workers Compensation			3,268
1980		Unemployment Compensation			699
<b>Total Students and Fringe Benefits</b>					<b>323,558</b>
<b>Total Students and Fringe Benefits by Fund</b>					
A0003		GU State General Fund			80,454
A2000		GU General Fees Fund			227,473
D10165		RU History			10,022
D11570		RU Religion			5,609
<b>Total Students and Fringe Benefits</b>					<b>323,558</b>
<b>Total Salaries and Fringe Benefits</b>				<b>14.00</b>	<b>1,515,632</b>
<b>Total Salaries and Fringe Benefits by Fund</b>					
A0003		GU State General Fund		2.90	356,248
A2000		GU General Fees Fund		9.78	1,053,823
D10165		RU History		1.10	84,849
D11570		RU Religion		0.22	20,712
<b>Total Salaries and Fringe Benefits</b>				<b>14.00</b>	<b>1,515,632</b>
<b>OTHER OPERATING EXPENDITURES (OOE)</b>					
7C		Contractual Services			6,111
7F		Commodities			3,101
<b>Total OOE</b>					<b>9,212</b>
<b>Total OOE by Fund</b>					
A2000		GU General Fees Fund			7,579
D10165		RU History			1,433
D11570		RU Religion			200
<b>Total OOE by Fund</b>					<b>9,212</b>
<b>Total FTE and Expenditures</b>				<b>14.00</b>	<b>1,524,844</b>
<b>Total FTE and Expenditures by Fund</b>					
A0003		GU State General Fund		2.90	356,248
A2000		GU General Fees Fund		9.78	1,061,402
D10165		RU History		1.10	86,282
D11570		RU Religion		0.22	20,912
<b>Total FTE and Expenditures by Fund</b>				<b>14.00</b>	<b>1,524,844</b>



**W.S.U ANNUAL BUDGET**  
**102057 - Mathematics & Statistics**  
**For Fiscal Year 2025**

Account Code	Position Number	Name or Account Description	Months	2025 Adopted	
				Budget FTE	Amount
<b>USS SALARIES</b>					
<b>1000 USS Salaries-Permanent</b>					
	999845	Office Coordinator Beek, Deana	12	1.00	43,638
	999846	Administrative Specialist Eck, Janise	12	1.00	37,669
<b>Total USS Salaries</b>				<b>2.00</b>	<b>81,307</b>
<b>Total USS Salaries by Fund</b>					
A0003		GU State General Fund		2.00	81,307
<b>Total USS Salaries by Fund</b>				<b>2.00</b>	<b>81,307</b>
<b>UNCLASSIFIED SALARIES</b>					
<b>1100 Unclassified Salaries-Permanent (Including 1105 - Stipend)</b>					
	991719	Assistant Prof 9 Month Li, Xiaolong	9	1.00	75,532
	992980	Assistant Prof 9 Month Fraser, Robert	9	1.00	75,532
	994057	Elcra Professor of Applied Mathematics Delillo, Thomas	9	1.00	109,070
	994082	Professor Meyer, Holger	9	1.00	100,664
	994428	Associate Professor of Mathematics Liu, Yuan	9	1.00	83,654
	994432	Assistant Professor Dao, Mai	9	1.00	75,532
	994433	Administrative Specialist Koerber, Connie	12	1.00	37,398
	994496	Assistant Professor Ambal, Kapildeb	9	1.00	70,024
	994560	Assistant Professor Vacant		1.00	80,000
	994714	Chair and Professor Sun, Ziqi	12	1.00	145,182
	995006	Assistant Educator Trousdale, Daniel	9	1.00	53,583
	995008	Assistant Educator Loibl, Montana	9	1.00	54,159
	995173	Visiting Assistant Professor of Physics Bowles, Reed	9	0.70	36,900
	996547	Associate Professor and Undergraduate Coordinator Figy, Terrance	9	1.00	79,407
	997590	Professor Ma, Chunsheng	9	1.00	111,704

**W.S.U ANNUAL BUDGET**  
**102057 - Mathematics & Statistics**  
**For Fiscal Year 2025**

Account Code	Position Number	Name or Account Description	Months	2025 Adopted	
				Budget FTE	Amount
997614	Associate Educator	Heckman, Rachel	9	1.00	61,616
997644	Assistant Teaching Professor	Gallegos, Alexandra	9	1.00	60,779
997646	Professor	Fridman, Buma	9	1.00	135,581
997716	Senior Educator & Assistant to the Chair	Arrasmith, Mark	12	1.00	81,763
997723	Associate Professor	Taher, Syed	9	1.00	79,894
997745	Professor and Director of Physics	Ferguson, Jason	9	1.00	111,946
997779	Technology Support Specialist	Marshall, Harry	12	1.00	44,138
997884	Assistant Professor	Grady, Daniel	9	1.00	76,609
997885	Instructor	Johnson, Paul	9	1.00	53,878
997900	Professor and Graduate Coordinator	Lu, Tianshi	9	1.00	102,664
998048	Senior Educator	Hammond, John	9	1.00	68,265
998102	Teaching Professor	Latioui, Foudil	9	1.00	67,436
998104	Professor	Hamdeh, Hussein	9	1.00	122,574
998108	Professor	Behrman, Elizabeth	9	1.00	123,925
998124	Professor	Hu, Xiaomi	9	1.00	101,043
998129	Associate Professor and College Algebra Program Director & Undergr.	Brady, Stephen	10	1.00	99,564
998130	Instructor	Zeyani, Abdelbaset	9	1.00	57,566
998132	Professor	Bukhgeym, Alexander	9	1.00	115,668
998134	Associate Educator	Davis, Tinka	9	1.00	61,798
998137	Associate Professor & Graduate Studies Coordinator	Muether, Mathew	9	1.00	81,235
998139	Assistant Professor	Lin, Yueh-Ju	9	1.00	74,589

**W.S.U ANNUAL BUDGET**  
**102057 - Mathematics & Statistics**  
**For Fiscal Year 2025**

Account Code	Position Number	Name or Account Description	Months	2025 Adopted	
				Budget FTE	Amount
	998140	Assistant Professor Green, Christopher	9	1.00	75,574
	998142	Associate Teaching Professor Thompson, Nathan	9	1.00	60,819
	998143	Associate Professor Jeffres, Thalia	9	1.00	84,222
	998146	Associate Educator of Physics & Help Lab Coordinator Traverzo, Richard	9	0.94	61,705
	998247	Assistant Prof 9 Month Nasser, Mohamed	9	1.00	76,609
	998301	Professor Searle, Catherine	9	1.00	100,664
	998396	Professor Solomey, Nick	9	1.00	114,422
	998397	Associate Teaching Professor/Director of Online Education Ingle, William	12	1.00	75,831
	999857	Administrative Assistant Morris, Linsey	12	1.00	35,069
		<b>Total Unclassified Salaries</b>		<b>44.64</b>	<b>3,655,787</b>
		<b>Total Unclassified Salaries by Fund</b>			
	A0003	GU State General Fund		18.00	1,470,714
	A2000	GU General Fees Fund		26.64	2,185,072
		<b>Total Unclassified Salaries by Fund</b>		<b>44.64</b>	<b>3,655,787</b>
<b>STUDENT ASSISTANTS AND BENEFITS</b>					
	1200	Student Salaries-Regular			-
	1690	Shrinkage			(111,943)
	1760	State Leave Pymt Assessment			26,931
	1810	KPERS Retirement			9,286
	1830	Regents Retirement			303,962
	1850	TIAA Disability			37,393
	1911	Medicare			52,318
	1912	OASDI			223,631
	1750	Dependent Health Insurance			100,365
	1752	Healthy Kids Health Insurance			1,674
	1950	Single Group Health Insurance			403,634
	1970	Workers Compensation			10,235
	1980	Unemployment Compensation			2,190
		<b>Total Students and Fringe Benefits</b>			<b>1,059,676</b>
		<b>Total Students and Fringe Benefits by Fund</b>			
	A0003	GU State General Fund			452,581
	A2000	GU General Fees Fund			607,095
		<b>Total Students and Fringe Benefits</b>			<b>1,059,676</b>
		<b>Total Salaries and Fringe Benefits</b>		<b>46.64</b>	<b>4,796,770</b>
		<b>Total Salaries and Fringe Benefits by Fund</b>			
	A0003	GU State General Fund		20.00	2,004,603
	A2000	GU General Fees Fund		26.64	2,792,167
		<b>Total Salaries and Fringe Benefits</b>		<b>46.64</b>	<b>4,796,770</b>

**W.S.U ANNUAL BUDGET  
102057 - Mathematics & Statistics  
For Fiscal Year 2025**

Account Code	Position Number	Name or Account Description	Months	2025 Adopted	
				Budget FTE	Amount
<b>OTHER OPERATING EXPENDITURES (OOE)</b>					
	7C	Contractual Services			30,336
	7F	Commodities			8,281
	7H	Capital Outlay			5,910
		<b>Total OOE</b>			<b>44,527</b>
<b>Total OOE by Fund</b>					
	A2000	GU General Fees Fund			38,799
	D10166	RU Mathematics and Statistics			5,728
		<b>Total OOE by Fund</b>			<b>44,527</b>
<b>Total FTE and Expenditures</b>				<b>46.64</b>	<b>4,841,297</b>
<b>Total FTE and Expenditures by Fund</b>					
	A0003	GU State General Fund		20.00	2,004,603
	A2000	GU General Fees Fund		26.64	2,830,966
	D10166	RU Mathematics and Statistics		-	5,728
		<b>Total FTE and Expenditures by Fund</b>		<b>46.64</b>	<b>4,841,297</b>

**W.S.U ANNUAL BUDGET**  
**102059 - Physics**  
**For Fiscal Year 2025**

Account Code	Position Number	Name or Account Description	Months	2025 Adopted	
				Budget FTE	Amount
<b>USS SALARIES</b>					
<b>1000 USS Salaries-Permanent</b>					
<b>Total USS Salaries</b>				-	-
<b>Total USS Salaries by Fund</b>					
<b>Total USS Salaries by Fund</b>				-	-
<b>UNCLASSIFIED SALARIES</b>					
<b>1100 Unclassified Salaries-Permanent (Including 1105 - Stipend)</b>					
	998146	Associate Educator of Physics & Help Lab Coordinator Traverzo, Richard	9	0.06	4,000
<i>This position is fully funded from restricted use sources.</i>					
	1115	Unclassified Salaries-Add'l Comp			12,000
	1130	Grad Assistants-Research			30,000
<b>Total Unclassified Salaries</b>				<b>0.06</b>	<b>46,000</b>
<b>Total Unclassified Salaries by Fund</b>					
	D10168	RU Physics		0.06	46,000
<b>Total Unclassified Salaries by Fund</b>				<b>0.06</b>	<b>46,000</b>
<b>STUDENT ASSISTANTS AND BENEFITS</b>					
	1200	Student Salaries-Regular			1,800
	1760	State Leave Pymt Assessment			332
	1830	Regents Retirement			1,361
	1850	TIAA Disability			160
	1911	Medicare			229
	1912	OASDI			976
	1750	Dependent Health Insurance			267
	1752	Healthy Kids Health Insurance			53
	1950	Single Group Health Insurance			573
	1970	Workers Compensation			126
	1980	Unemployment Compensation			29
<b>Total Students and Fringe Benefits</b>					<b>5,906</b>
<b>Total Students and Fringe Benefits by Fund</b>					
	A2000	GU General Fees Fund			1,800
	D10168	RU Physics			4,106
<b>Total Students and Fringe Benefits</b>					<b>5,906</b>
<b>Total Salaries and Fringe Benefits</b>				<b>0.06</b>	<b>51,906</b>
<b>Total Salaries and Fringe Benefits by Fund</b>					
	A2000	GU General Fees Fund		-	1,800
	D10168	RU Physics		0.06	50,106
<b>Total Salaries and Fringe Benefits</b>				<b>0.06</b>	<b>51,906</b>
<b>OTHER OPERATING EXPENDITURES (OOE)</b>					
	7C	Contractual Services			14,957
	7F	Commodities			20,508
	7H	Capital Outlay			12,207
	7Z	Transfers Out			1,500
<b>Total OOE</b>					<b>49,171</b>
<b>Total OOE by Fund</b>					
	A2000	GU General Fees Fund			22,631
	D10168	RU Physics			26,540
<b>Total OOE by Fund</b>					<b>49,171</b>

**W.S.U ANNUAL BUDGET**  
**102059 - Physics**  
**For Fiscal Year 2025**

Account Code	Position Number	Name or Account Description	Months	2025 Adopted	
				Budget FTE	Amount
<b>Total FTE and Expenditures</b>				<b>0.06</b>	<b>101,077</b>
<b>Total FTE and Expenditures by Fund</b>					
A2000		GU General Fees Fund		-	24,431
D10168		RU Physics		0.06	76,646
<b>Total FTE and Expenditures by Fund</b>				<b>0.06</b>	<b>101,077</b>

**W.S.U ANNUAL BUDGET  
102060 - Political Science  
For Fiscal Year 2025**

Account Code	Position Number	Name or Account Description	Months	2025 Adopted	
				Budget FTE	Amount
<b>USS SALARIES</b>					
<b>1000 USS Salaries-Permanent</b>					
<b>Total USS Salaries</b>				-	-
<b>Total USS Salaries by Fund</b>					
<b>Total USS Salaries by Fund</b>				-	-
<b>UNCLASSIFIED SALARIES</b>					
<b>1100 Unclassified Salaries-Permanent (Including 1105 - Stipend)</b>					
993909	Professor	Shaw, Carolyn	9	1.00	128,960
997756	Professor	Chang, Doris	9	1.00	82,935
998096	Associate Professor	Allen, Neal	9	1.00	71,800
998159	Professor	Azpuru, Dinorah	9	1.00	95,971
998473	Assistant Professor & Chair & Model UN Director	Middlewood, Alexandra	9	1.00	72,933
998478	Associate Professor	Hall, Michael	9	1.00	74,450
998944	Assistant Professor	Amos, Brian	9	1.00	68,841
999839	Administrative Specialist	Jordan, RaeLynn	12	0.50	18,585
1115	Unclassified Salaries-Add'l Comp				8,873
1180	Unclassified Salaries-Lecturer				6,685
<b>Total Unclassified Salaries</b>				<b>7.50</b>	<b>630,033</b>
<b>Total Unclassified Salaries by Fund</b>					
A0003	GU State General Fund			2.00	170,421
A2000	GU General Fees Fund			5.50	444,054
D10169	RU Political Science			-	15,558
<b>Total Unclassified Salaries by Fund</b>				<b>7.50</b>	<b>630,033</b>
<b>STUDENT ASSISTANTS AND BENEFITS</b>					
1200	Student Salaries-Regular				608
1690	Shrinkage				(18,397)
1760	State Leave Pymt Assessment				4,541
1830	Regents Retirement				52,989
1850	TIAA Disability				6,237
1911	Medicare				8,583
1912	OASDI				36,684
1750	Dependent Health Insurance				17,500
1950	Single Group Health Insurance				65,801
1970	Workers Compensation				1,726
1980	Unemployment Compensation				360
<b>Total Students and Fringe Benefits</b>					<b>176,632</b>
<b>Total Students and Fringe Benefits by Fund</b>					
A0003	GU State General Fund				52,181

**W.S.U ANNUAL BUDGET  
102060 - Political Science  
For Fiscal Year 2025**

Account Code	Position Number	Name or Account Description	Months	2025 Adopted	
				Budget FTE	Amount
A2000		GU General Fees Fund			121,642
D10169		RU Political Science			2,809
<b>Total Students and Fringe Benefits</b>					<b>176,632</b>
<b>Total Salaries and Fringe Benefits</b>				<b>7.50</b>	<b>806,665</b>
<b>Total Salaries and Fringe Benefits by Fund</b>					
A0003		GU State General Fund		2.00	222,602
A2000		GU General Fees Fund		5.50	565,696
D10169		RU Political Science		-	18,367
<b>Total Salaries and Fringe Benefits</b>				<b>7.50</b>	<b>806,665</b>
<b>OTHER OPERATING EXPENDITURES (OOE)</b>					
		7C Contractual Services			33,574
		7F Commodities			100
		7Z Transfers Out			2,856
<b>Total OOE</b>					<b>36,530</b>
<b>Total OOE by Fund</b>					
A2000		GU General Fees Fund			5,766
D10169		RU Political Science			30,764
<b>Total OOE by Fund</b>					<b>36,530</b>
<b>Total FTE and Expenditures</b>				<b>7.50</b>	<b>843,195</b>
<b>Total FTE and Expenditures by Fund</b>					
A0003		GU State General Fund		2.00	222,602
A2000		GU General Fees Fund		5.50	571,462
D10169		RU Political Science		-	49,131
<b>Total FTE and Expenditures by Fund</b>				<b>7.50</b>	<b>843,195</b>



**W.S.U ANNUAL BUDGET  
102061 - Psychology  
For Fiscal Year 2025**

Account Code	Position Number	Name or Account Description	Months	2025 Adopted	
				Budget FTE	Amount
<b>USS SALARIES</b>					
<b>1000 USS Salaries-Permanent</b>					
<b>Total USS Salaries</b>				-	-
<b>Total USS Salaries by Fund</b>					
<b>Total USS Salaries by Fund</b>				-	-
<b>UNCLASSIFIED SALARIES</b>					
<b>1100 Unclassified Salaries-Permanent (Including 1105 - Stipend)</b>					
992912	Assistant Professor Vacant			1.00	75,000
993390	Assistant Teaching Professor Vacant			1.00	60,000
993580	Chair & Associate Professor Clark, Charles		12	1.00	99,959
994028	Administrative Specialist Duffy, Kevin		12	1.00	38,334
994251	Assistant Professor in Community Goodman-Williams, Rachael		9	1.00	74,056
994500	Professor and Graduate Coordinator Lewis, Rhonda		9	1.00	120,659
995508	Assistant Clinical Professor of Clinical-Community Psychology and Director of the Consortium for Adults with Autism and Related Disabilities (CAARD) Clinic Patrick, Michelle		12	1.00	115,065
997773	Associate Professor Slade, Samantha		9	1.00	80,501
997829	Assistant Professor Vacant			1.00	75,000
997949	Assistant Professor of Community Psychology Chaudhary, Nabih		9	1.00	72,410
998076	Assistant Professor Vacant			1.00	75,258
998077	Carl and Rozina Cassat Professorship in Aging, Director of the Regional Institute on Aging, & Professor Baldwin, Carryl <i>\$21,301 of this position is funded from restricted use sources.</i>		9	1.00	154,538
998084	Associate Professor Ni, Rui		9	1.00	82,443
998171	Director Psychology Services, Psychologist Summers, Bryce		12	1.00	99,571
998216	Director of Clinical Training and Professor Zettle, Robert		10	1.00	134,330

**W.S.U ANNUAL BUDGET**  
**102061 - Psychology**  
**For Fiscal Year 2025**

Account Code	Position Number	Name or Account Description	Months	2025 Adopted	
				Budget FTE	Amount
	998526	Assistant Professor Lei, Quan	9	1.00	74,781
	1115	Unclassified Salaries-Add'l Comp			3,000
	1130	Grad Assistants-Research			20,000
<b>Total Unclassified Salaries</b>				<b>16.00</b>	<b>1,454,905</b>
<b>Total Unclassified Salaries by Fund</b>					
	A0003	GU State General Fund		5.00	426,939
	A2000	GU General Fees Fund		10.86	983,665
	D10170	RU Psychology		0.14	44,301
<b>Total Unclassified Salaries by Fund</b>				<b>16.00</b>	<b>1,454,905</b>
<b>STUDENT ASSISTANTS AND BENEFITS</b>					
	1690	Shrinkage			(40,069)
	1760	State Leave Pymt Assessment			10,486
	1830	Regents Retirement			97,730
	1850	TIAA Disability			14,357
	1911	Medicare			20,560
	1912	OASDI			87,882
	1750	Dependent Health Insurance			13,125
	1950	Single Group Health Insurance			103,404
	1970	Workers Compensation			3,982
	1980	Unemployment Compensation			871
<b>Total Students and Fringe Benefits</b>					<b>312,328</b>
<b>Total Students and Fringe Benefits by Fund</b>					
	A0003	GU State General Fund			100,801
	A2000	GU General Fees Fund			205,597
	D10170	RU Psychology			5,930
<b>Total Students and Fringe Benefits</b>					<b>312,328</b>
<b>Total Salaries and Fringe Benefits</b>				<b>16.00</b>	<b>1,767,233</b>
<b>Total Salaries and Fringe Benefits by Fund</b>					
	A0003	GU State General Fund		5.00	527,740
	A2000	GU General Fees Fund		10.86	1,189,262
	D10170	RU Psychology		0.14	50,231
<b>Total Salaries and Fringe Benefits</b>				<b>16.00</b>	<b>1,767,233</b>
<b>OTHER OPERATING EXPENDITURES (OEE)</b>					
	7C	Contractual Services			17,852
	7F	Commodities			5,000
	7H	Capital Outlay			200
<b>Total OOE</b>					<b>23,052</b>
<b>Total OOE by Fund</b>					
	A2000	GU General Fees Fund			15,070
	D10170	RU Psychology			7,982
<b>Total OOE by Fund</b>					<b>23,052</b>
<b>Total FTE and Expenditures</b>				<b>16.00</b>	<b>1,790,285</b>
<b>Total FTE and Expenditures by Fund</b>					
	A0003	GU State General Fund		5.00	527,740
	A2000	GU General Fees Fund		10.86	1,204,332
	D10170	RU Psychology		0.14	58,213
<b>Total FTE and Expenditures by Fund</b>				<b>16.00</b>	<b>1,790,285</b>

**W.S.U ANNUAL BUDGET  
102062 - Philosophy  
For Fiscal Year 2025**

Account Code	Position Number	Name or Account Description	Months	2025 Adopted	
				Budget FTE	Amount
<b>USS SALARIES</b>					
<b>1000 USS Salaries-Permanent</b>					
<b>Total USS Salaries</b>				-	-
<b>Total USS Salaries by Fund</b>					
<b>Total USS Salaries by Fund</b>				-	-
<b>UNCLASSIFIED SALARIES</b>					
<b>1100 Unclassified Salaries-Permanent (Including 1105 - Stipend)</b>					
993319		Administrative Specialist Cronkleton, Michelle	12	0.50	18,439
994265		Instructor 9 Month Vacant		1.00	45,000
994511		Administrative Specialist Vacant		-	0
994852		Associate Professor Bondy, Patrick	9	1.00	68,237
994918		Associate Professor Schwartz, James	9	1.00	67,491
997457		Associate Professor and Undergraduate Coordinator Heppburn, Brian	9	1.00	70,484
997631		Associate Professor and Director of Law 3 + 3 Program Hershfield, Jeffrey	10	1.00	84,232
998111		Professor Vacant		1.00	48,000
998115		Associate Professor Castro, Susan	9	1.00	71,357
998178		Associate Professor Lu, Xiufen	9	1.00	71,414
998357		Curtis D. Gridley Distinguished Professor of History and Philosophy of Science Sterrett, Susan	9	1.00	105,811
1130		Grad Assistants-Research			-
<b>Total Unclassified Salaries</b>				<b>9.50</b>	<b>650,465</b>
<b>Total Unclassified Salaries by Fund</b>					
A0003		GU State General Fund		6.00	449,051
A2000		GU General Fees Fund		3.50	201,414
D11649		RU Philosophy FOD Research		-	-
<b>Total Unclassified Salaries by Fund</b>				<b>9.50</b>	<b>650,465</b>
<b>STUDENT ASSISTANTS AND BENEFITS</b>					
1690		Shrinkage			(19,038)
1760		State Leave Pymt Assessment			4,691
1830		Regents Retirement			47,391
1850		TIAA Disability			6,510
1911		Medicare			9,268

**W.S.U ANNUAL BUDGET**  
**102062 - Philosophy**  
**For Fiscal Year 2025**

Account Code	Position Number	Name or Account Description	Months	2025 Adopted	
				Budget FTE	Amount
1912	OASDI				39,608
1750	Dependent Health Insurance				8,750
1950	Single Group Health Insurance				65,804
1970	Workers Compensation				1,785
1980	Unemployment Compensation				390
<b>Total Students and Fringe Benefits</b>					<b>165,159</b>
<b>Total Students and Fringe Benefits by Fund</b>					
A0003	GU State General Fund				119,451
A2000	GU General Fees Fund				45,708
D11649	RU Philosophy FOD Research				-
<b>Total Students and Fringe Benefits</b>					<b>165,159</b>
<b>Total Salaries and Fringe Benefits</b>				<b>9.50</b>	<b>815,624</b>
<b>Total Salaries and Fringe Benefits by Fund</b>					
A0003	GU State General Fund			6.00	568,502
A2000	GU General Fees Fund			3.50	247,122
D11649	RU Philosophy FOD Research			-	-
<b>Total Salaries and Fringe Benefits</b>				<b>9.50</b>	<b>815,624</b>
<b>OTHER OPERATING EXPENDITURES (OOE)</b>					
7C	Contractual Services				7,510
7F	Commodities				1,390
7H	Capital Outlay				15,713
<b>Total OOE</b>					<b>24,613</b>
<b>Total OOE by Fund</b>					
A2000	GU General Fees Fund				7,000
D10171	RU Philosophy				17,613
<b>Total OOE by Fund</b>					<b>24,613</b>
<b>Total FTE and Expenditures</b>				<b>9.50</b>	<b>840,237</b>
<b>Total FTE and Expenditures by Fund</b>					
A0003	GU State General Fund			6.00	568,502
A2000	GU General Fees Fund			3.50	254,122
D10171	RU Philosophy			-	17,613
D11649	RU Philosophy FOD Research			-	-
<b>Total FTE and Expenditures by Fund</b>				<b>9.50</b>	<b>840,237</b>

**W.S.U ANNUAL BUDGET**  
**102063 - Sociology**  
**For Fiscal Year 2025**

Account Code	Position Number	Name or Account Description	Months	2025 Adopted	
				Budget FTE	Amount
<b>USS SALARIES</b>					
<b>1000 USS Salaries-Permanent</b>					
<b>Total USS Salaries</b>				-	-
<b>Total USS Salaries by Fund</b>					
<b>Total USS Salaries by Fund</b>				-	-
<b>UNCLASSIFIED SALARIES</b>					
<b>1100 Unclassified Salaries-Permanent (Including 1105 - Stipend)</b>					
993773		Chariperson and Associate Professor Koeber, Charles	9	1.00	107,714
996391		Senior Educator & Undergraduate Coordinator Simon, Jodie	9	1.00	60,512
997102		Associate Professor & Graduate Coordinator Billingham, Chase	9	1.00	71,375
997148		Senior Educator Small, Shirlene	9	1.00	59,936
998042		Professor Hill, Twyla	9	1.00	99,296
998051		Professor Pearson, Jennifer	9	1.00	85,512
998075		Assistant Professor Lynne-Joseph, Alyssa	9	1.00	60,779
998095		Associate Professor Hertzog, Jodie	9	1.00	74,314
998836		Administrative Specialist Hobkirk, LaDawna	12	1.00	39,021
<b>Total Unclassified Salaries</b>				<b>9.00</b>	<b>658,459</b>
<b>Total Unclassified Salaries by Fund</b>					
A0003		GU State General Fund		6.00	466,636
A2000		GU General Fees Fund		3.00	191,823
<b>Total Unclassified Salaries by Fund</b>				<b>9.00</b>	<b>658,459</b>
<b>STUDENT ASSISTANTS AND BENEFITS</b>					
1690		Shrinkage			(19,947)
1760		State Leave Pymt Assessment			4,746
1830		Regents Retirement			55,974
1850		TIAA Disability			6,590
1911		Medicare			9,278
1912		OASDI			39,656
1750		Dependent Health Insurance			13,127
1950		Single Group Health Insurance			84,603
1970		Workers Compensation			1,803
1980		Unemployment Compensation			393
<b>Total Students and Fringe Benefits</b>					<b>196,223</b>
<b>Total Students and Fringe Benefits by Fund</b>					
A0003		GU State General Fund			131,417

**W.S.U ANNUAL BUDGET**  
**102063 - Sociology**  
**For Fiscal Year 2025**

Account Code	Position Number	Name or Account Description	Months	2025 Adopted	
				Budget FTE	Amount
	A2000	GU General Fees Fund			64,806
		<b>Total Students and Fringe Benefits</b>			<b>196,223</b>
		<b>Total Salaries and Fringe Benefits</b>		<b>9.00</b>	<b>854,682</b>
<b>Total Salaries and Fringe Benefits by Fund</b>					
	A0003	GU State General Fund		6.00	598,053
	A2000	GU General Fees Fund		3.00	256,629
		<b>Total Salaries and Fringe Benefits</b>		<b>9.00</b>	<b>854,682</b>
<b>OTHER OPERATING EXPENDITURES (OOE)</b>					
	7C	Contractual Services			9,346
	7F	Commodities			1,980
	7H	Capital Outlay			4,000
	7Z	Transfers Out			475
		<b>Total OOE</b>			<b>15,801</b>
<b>Total OOE by Fund</b>					
	A2000	GU General Fees Fund			13,501
	D10172	RU Sociology			2,300
		<b>Total OOE by Fund</b>			<b>15,801</b>
		<b>Total FTE and Expenditures</b>		<b>9.00</b>	<b>870,483</b>
<b>Total FTE and Expenditures by Fund</b>					
	A0003	GU State General Fund		6.00	598,053
	A2000	GU General Fees Fund		3.00	270,130
	D10172	RU Sociology		-	2,300
		<b>Total FTE and Expenditures by Fund</b>		<b>9.00</b>	<b>870,483</b>

**W.S.U ANNUAL BUDGET**  
**102064 - Modern & Classical Lang & Lit**  
**For Fiscal Year 2025**

Account Code	Position Number	Name or Account Description	Months	2025 Adopted	
				Budget FTE	Amount
<b>USS SALARIES</b>					
<b>1000 USS Salaries-Permanent</b>					
<b>Total USS Salaries</b>				-	-
<b>Total USS Salaries by Fund</b>					
<b>Total USS Salaries by Fund</b>				-	-
<b>UNCLASSIFIED SALARIES</b>					
<b>1100 Unclassified Salaries-Permanent (Including 1105 - Stipend)</b>					
993056		Assistant Professor of Spanish Vacant		1.00	58,500
994297		Assistant Educator and Spanish Language Coordinator Scott, Colleen <i>This position is fully funded from restricted use sources.</i>	9	0.75	32,574
997648		Senior Educator Foster, Yumi	9	1.00	52,770
997845		Associate Professor Showstack, Rachel	9	1.00	63,466
997899		Associate Educator Jamkartanian, Sirana	9	1.00	47,296
997952		Associate Professor, Chair & Graduate Studies Coordinator Del Aguila, Rocio	9	1.00	67,666
998054		Visiting Prof/Asst Prof 9 Month Veliz, Maria	9	1.00	55,314
998055		Instructor/Language Lab Director/Puebla Program Director Chavez, Cuitlahuac <i>\$2,500 of this position is funded from restricted use sources.</i>	9	1.00	46,286
998058		Associate Professor/Director of Foreign Language Teacher Education Roussel, Brigitte	9	1.00	79,468
998060		Administrative Specialist Ellenz, Melissa	12	1.00	41,454
998072		Assistant Educator and MCLL UG Coordinator Henderson, Julie	9	1.00	48,431
998169		Assistant Professor of Spanish Fonfria-Perera, Daniel	9	1.00	56,238
1115		Unclassified Salaries-Add'l Comp			8,679
<b>Total Unclassified Salaries</b>				<b>11.75</b>	<b>658,142</b>
<b>Total Unclassified Salaries by Fund</b>					
A0003		GU State General Fund		6.95	407,110
A2000		GU General Fees Fund		4.00	207,279
D10173		RU Modern & Classical Lang & Lit		0.80	43,753
<b>Total Unclassified Salaries by Fund</b>				<b>11.75</b>	<b>658,142</b>
<b>STUDENT ASSISTANTS AND BENEFITS</b>					
1690		Shrinkage			(18,792)

**W.S.U ANNUAL BUDGET**  
**102064 - Modern & Classical Lang & Lit**  
**For Fiscal Year 2025**

Account Code	Position Number	Name or Account Description	Months	2025 Adopted	
				Budget FTE	Amount
1760		State Leave Pymt Assessment			4,747
1810		KPERS Retirement			4,735
1830		Regents Retirement			47,453
1850		TIAA Disability			6,586
1911		Medicare			9,360
1912		OASDI			39,988
1750		Dependent Health Insurance			8,750
1950		Single Group Health Insurance			103,404
1970		Workers Compensation			1,808
1980		Unemployment Compensation			397
<b>Total Students and Fringe Benefits</b>					<b>208,436</b>
<b>Total Students and Fringe Benefits by Fund</b>					
A0003		GU State General Fund			121,950
A2000		GU General Fees Fund			68,758
D10173		RU Modern & Classical Lang & Lit			17,728
<b>Total Students and Fringe Benefits</b>					<b>208,436</b>
<b>Total Salaries and Fringe Benefits</b>				<b>11.75</b>	<b>866,578</b>
<b>Total Salaries and Fringe Benefits by Fund</b>					
A0003		GU State General Fund		6.95	529,060
A2000		GU General Fees Fund		4.00	276,037
D10173		RU Modern & Classical Lang & Lit		0.80	61,481
<b>Total Salaries and Fringe Benefits</b>				<b>11.75</b>	<b>866,578</b>
<b>OTHER OPERATING EXPENDITURES (OOE)</b>					
7C		Contractual Services			14,136
7F		Commodities			5,568
<b>Total OOE</b>					<b>19,704</b>
<b>Total OOE by Fund</b>					
A2000		GU General Fees Fund			12,803
D10173		RU Modern & Classical Lang & Lit			6,901
<b>Total OOE by Fund</b>					<b>19,704</b>
<b>Total FTE and Expenditures</b>				<b>11.75</b>	<b>886,282</b>
<b>Total FTE and Expenditures by Fund</b>					
A0003		GU State General Fund		6.95	529,060
A2000		GU General Fees Fund		4.00	288,840
D10173		RU Modern & Classical Lang & Lit		0.80	68,382
<b>Total FTE and Expenditures by Fund</b>				<b>11.75</b>	<b>886,282</b>



**W.S.U ANNUAL BUDGET  
102068 - School of Criminal Justice  
For Fiscal Year 2025**

Account Code	Position Number	Name or Account Description	Months	2025 Adopted	
				Budget FTE	Amount
<b>USS SALARIES</b>					
<b>1000 USS Salaries-Permanent</b>					
<b>Total USS Salaries</b>				-	-
<b>Total USS Salaries by Fund</b>					
<b>Total USS Salaries by Fund</b>				-	-
<b>UNCLASSIFIED SALARIES</b>					
<b>1100 Unclassified Salaries-Permanent (Including 1105 - Stipend)</b>					
993276		Academic Program Specialist, Liberal Arts Martin, Rebecca	9	0.50	25,896
<i>This position is fully funded from restricted use sources.</i>					
994869		Director, School of Criminal Justice and Professor Bannister, Andra	12	1.00	144,017
<i>\$8,000 of this position is funded from restricted use sources.</i>					
995122		Assistant Professor in Homeland Security Proctor, Patrick	9	1.00	63,964
<i>This position is fully funded from restricted use sources.</i>					
995172		Assistant Teaching Professor 10 mo - NTT - Outreach Coordinator Herzik, Kelly	10	1.00	56,997
995237		Program Coordinator, Undergraduate Jenkins, Jennise	12	1.00	61,063
996695		Professor & Graduate Coordinator Birzer, Michael	9	1.00	100,799
997943		Associate Professor Suzuki, Yumi	9	1.00	69,831
998120		Forensic Science Program Coordinator and Instructor Klamm, David	9	0.75	53,345
<i>This position is fully funded from restricted use sources.</i>					
998183		Associate Professor Yu, Sz De	9	1.00	70,708
999040		Homeland Security Program Coordinator and Instructor Hummell, Carl	9	0.50	26,360
<i>This position is fully funded from restricted use sources.</i>					
999185		Administrative Specialist Keckeisen, John	12	1.00	37,502
<b>Total Unclassified Salaries</b>				<b>9.75</b>	<b>710,482</b>
<b>Total Unclassified Salaries by Fund</b>					
A0003		GU State General Fund		3.94	345,026
A2000		GU General Fees Fund		3.00	187,891
D10175		RU School of Community Affairs		0.81	61,345
D11336		RU Crim. Justice Online Education		2.00	116,220
<b>Total Unclassified Salaries by Fund</b>				<b>9.75</b>	<b>710,482</b>

**STUDENT ASSISTANTS AND BENEFITS**

**W.S.U ANNUAL BUDGET**  
**102068 - School of Criminal Justice**  
**For Fiscal Year 2025**

Account Code	Position Number	Name or Account Description	Months	2025 Adopted	
				Budget FTE	Amount
1690		Shrinkage			(15,514)
1760		State Leave Pymt Assessment			5,123
1830		Regents Retirement			60,397
1850		TIAA Disability			7,110
1911		Medicare			10,241
1912		OASDI			43,768
1750		Dependent Health Insurance			4,377
1950		Single Group Health Insurance			56,402
1970		Workers Compensation			1,947
1980		Unemployment Compensation			430
<b>Total Students and Fringe Benefits</b>					<b>174,281</b>
<b>Total Students and Fringe Benefits by Fund</b>					
A0003		GU State General Fund			84,432
A2000		GU General Fees Fund			47,435
D10175		RU School of Community Affairs			21,250
D11336		RU Crim. Justice Online Education			21,164
<b>Total Students and Fringe Benefits</b>					<b>174,281</b>
<b>Total Salaries and Fringe Benefits</b>				<b>9.75</b>	<b>884,763</b>
<b>Total Salaries and Fringe Benefits by Fund</b>					
A0003		GU State General Fund		3.94	429,458
A2000		GU General Fees Fund		3.00	235,326
D10175		RU School of Community Affairs		0.81	82,595
D11336		RU Crim. Justice Online Education		2.00	137,384
<b>Total Salaries and Fringe Benefits</b>				<b>9.75</b>	<b>884,763</b>
<b>OTHER OPERATING EXPENDITURES (OOE)</b>					
7C		Contractual Services			55,286
7F		Commodities			6,108
7H		Capital Outlay			7,904
<b>Total OOE</b>					<b>69,298</b>
<b>Total OOE by Fund</b>					
A2000		GU General Fees Fund			32,505
D10175		RU School of Community Affairs			950
D10691		RU KS Gang Investigators Assn			-
D10767		RU Midwest Criminal Justice Instit			10,000
D11336		RU Crim. Justice Online Education			19,843
D11372		RU Comm Affairs-Wichita PD Trainng			-
D11383		RU Forensic Science			6,000
<b>Total OOE by Fund</b>					<b>69,298</b>
<b>Total FTE and Expenditures</b>				<b>9.75</b>	<b>954,061</b>
<b>Total FTE and Expenditures by Fund</b>					
A0003		GU State General Fund		3.94	429,458
A2000		GU General Fees Fund		3.00	267,831
D10175		RU School of Community Affairs		0.81	83,545
D10691		RU KS Gang Investigators Assn		-	-
D10767		RU Midwest Criminal Justice Instit		-	10,000
D11336		RU Crim. Justice Online Education		2.00	157,227
D11372		RU Comm Affairs-Wichita PD Trainng		-	-
D11383		RU Forensic Science		-	6,000
<b>Total FTE and Expenditures by Fund</b>				<b>9.75</b>	<b>954,061</b>

**W.S.U ANNUAL BUDGET**  
**102069 - Women's Studies & Religion**  
**For Fiscal Year 2025**

Account Code	Position Number	Name or Account Description	Months	2025 Adopted	
				Budget FTE	Amount
<b>USS SALARIES</b>					
<b>1000 USS Salaries-Permanent</b>					
<b>Total USS Salaries</b>				-	-
<b>Total USS Salaries by Fund</b>					
<b>Total USS Salaries by Fund</b>				-	-
<b>UNCLASSIFIED SALARIES</b>					
<b>1100 Unclassified Salaries-Permanent (Including 1105 - Stipend)</b>					
	998090	Associate Professor & Undergraduate Coordinator Gordon, Deborah	9	1.00	80,931
	998164	Professor Okafor, Chinyere	9	1.00	107,903
<b>Total Unclassified Salaries</b>				<b>2.00</b>	<b>188,834</b>
<b>Total Unclassified Salaries by Fund</b>					
	A0003	GU State General Fund		2.00	188,834
<b>Total Unclassified Salaries by Fund</b>				<b>2.00</b>	<b>188,834</b>
<b>STUDENT ASSISTANTS AND BENEFITS</b>					
	1210	Student Salaries-WS-WSU Match			-
	1220	Student Sal-Workstudy Federal			-
	1690	Shrinkage			(5,616)
	1760	State Leave Pymt Assessment			1,361
	1830	Regents Retirement			16,052
	1850	TIAA Disability			1,890
	1911	Medicare			2,704
	1912	OASDI			11,556
	1750	Dependent Health Insurance			4,375
	1950	Single Group Health Insurance			18,801
	1970	Workers Compensation			517
	1980	Unemployment Compensation			113
<b>Total Students and Fringe Benefits</b>					<b>51,753</b>
<b>Total Students and Fringe Benefits by Fund</b>					
	A0003	GU State General Fund			51,753
	A2000	GU General Fees Fund			-
	R40041	Federal Work Study Program			-
<b>Total Students and Fringe Benefits</b>					<b>51,753</b>
<b>Total Salaries and Fringe Benefits</b>				<b>2.00</b>	<b>240,587</b>
<b>Total Salaries and Fringe Benefits by Fund</b>					
	A0003	GU State General Fund		2.00	240,587
	A2000	GU General Fees Fund		-	-
	R40041	Federal Work Study Program		-	-
<b>Total Salaries and Fringe Benefits</b>				<b>2.00</b>	<b>240,587</b>
<b>OTHER OPERATING EXPENDITURES (OOE)</b>					
	7C	Contractual Services			5,320
	7F	Commodities			2,574
<b>Total OOE</b>					<b>7,894</b>
<b>Total OOE by Fund</b>					
	A2000	GU General Fees Fund			6,744
	D10176	RU Women's Studies and Religion			1,150

**W.S.U ANNUAL BUDGET**  
**102069 - Women's Studies & Religion**  
**For Fiscal Year 2025**

Account Code	Position Number	Name or Account Description	Months	2025 Adopted	
				Budget FTE	Amount
<b>Total OOE by Fund</b>					<b>7,894</b>
<b>Total FTE and Expenditures</b>				<b>2.00</b>	<b>248,481</b>
<b>Total FTE and Expenditures by Fund</b>					
A0003		GU State General Fund		2.00	240,587
A2000		GU General Fees Fund		-	6,744
D10176		RU Women's Studies and Religion		-	1,150
R40041		Federal Work Study Program		-	-
<b>Total FTE and Expenditures by Fund</b>				<b>2.00</b>	<b>248,481</b>

**W.S.U ANNUAL BUDGET  
102070 - Anthropology  
For Fiscal Year 2025**

Account Code	Position Number	Name or Account Description	Months	2025 Adopted	
				Budget FTE	Amount
<b>USS SALARIES</b>					
<b>1000 USS Salaries-Permanent</b>					
<b>Total USS Salaries</b>				-	-
<b>Total USS Salaries by Fund</b>					
<b>Total USS Salaries by Fund</b>				-	-
<b>UNCLASSIFIED SALARIES</b>					
<b>1100 Unclassified Salaries-Permanent (Including 1105 - Stipend)</b>					
994075		Assistant Professor (Sub-Discipline: Socio-Cultural) Saboo, Kartikeya	9	1.00	63,939
994106		Office Coordinator Vacant		0.75	29,500
995040		Associate Professor (Sub-Discipline: Archaeology) & Graduate Studies Coordinator Dozier, Crystal	9	1.00	73,915
996379		Assistant Professor, Anthropological Archaeologist, 9 Month Howland, Matthew	9	1.00	61,482
997602		Chairperson and Professor Moore-Jansen, Peer	9	1.00	103,618
997634		Associate Professor Kreinath, Jens	9	1.00	71,569
1115		Unclassified Salaries-Add'l Comp			10,000
1180		Unclassified Salaries-Lecturer			1,500
1140		Grad Assistants-Other			64,000
<b>Total Unclassified Salaries</b>				<b>5.75</b>	<b>479,523</b>
<b>Total Unclassified Salaries by Fund</b>					
A0003		GU State General Fund		5.75	404,023
D10177		RU Anthropology		-	75,500
<b>Total Unclassified Salaries by Fund</b>				<b>5.75</b>	<b>479,523</b>
<b>STUDENT ASSISTANTS AND BENEFITS</b>					
1200		Student Salaries-Regular			73,939
1210		Student Salaries-WS-WSU Match			333
1690		Shrinkage			(12,075)
1760		State Leave Pymt Assessment			3,457
1830		Regents Retirement			32,688
1850		TIAA Disability			4,143
1911		Medicare			5,770
1912		OASDI			24,658
1750		Dependent Health Insurance			8,751
1950		Single Group Health Insurance			47,002
1970		Workers Compensation			1,314
1980		Unemployment Compensation			282
<b>Total Students and Fringe Benefits</b>					<b>190,262</b>
<b>Total Students and Fringe Benefits by Fund</b>					
A0003		GU State General Fund			116,095
D10177		RU Anthropology			74,167
<b>Total Students and Fringe Benefits</b>					<b>190,262</b>

**W.S.U ANNUAL BUDGET  
102070 - Anthropology  
For Fiscal Year 2025**

Account Code	Position Number	Name or Account Description	Months	2025 Adopted	
				Budget FTE	Amount
<b>Total Salaries and Fringe Benefits</b>				<b>5.75</b>	<b>669,785</b>
<b>Total Salaries and Fringe Benefits by Fund</b>					
A0003		GU State General Fund		5.75	520,118
D10177		RU Anthropology		-	149,667
<b>Total Salaries and Fringe Benefits</b>				<b>5.75</b>	<b>669,785</b>
<b>OTHER OPERATING EXPENDITURES (OOE)</b>					
7C		Contractual Services			24,055
7F		Commodities			4,073
7H		Capital Outlay			4,200
7L		Grants Claims & Shared Revenue			4,000
<b>Total OOE</b>					<b>36,328</b>
<b>Total OOE by Fund</b>					
A2000		GU General Fees Fund			9,379
D10177		RU Anthropology			23,299
D11569		RU Anthropology Etzanoa Field Sch			3,650
<b>Total OOE by Fund</b>					<b>36,328</b>
<b>Total FTE and Expenditures</b>				<b>5.75</b>	<b>706,113</b>
<b>Total FTE and Expenditures by Fund</b>					
A0003		GU State General Fund		5.75	520,118
A2000		GU General Fees Fund		-	9,379
D10177		RU Anthropology		-	172,966
D11569		RU Anthropology Etzanoa Field Sch		-	3,650
<b>Total FTE and Expenditures by Fund</b>				<b>5.75</b>	<b>706,113</b>

**W.S.U ANNUAL BUDGET**  
**102072 - Social Science Research Laboratory**  
**For Fiscal Year 2025**

Account Code	Position Number	Name or Account Description	Months	2025 Adopted	
				Budget FTE	Amount
<b>USS SALARIES</b>					
<b>1000 USS Salaries-Permanent</b>					
<b>Total USS Salaries</b>				-	-
<b>Total USS Salaries by Fund</b>					
<b>Total USS Salaries by Fund</b>				-	-
<b>UNCLASSIFIED SALARIES</b>					
<b>1100 Unclassified Salaries-Permanent (Including 1105 - Stipend)</b>					
998210		Director Social Science Lab Ranney, Sandra	12	1.00	73,183
998420		Manager of Social Science Research Lab Glessner, Andrea	12	1.00	54,799
<i>\$2,024 of this position is funded from restricted use sources.</i>					
<b>Total Unclassified Salaries</b>				<b>2.00</b>	<b>127,982</b>
<b>Total Unclassified Salaries by Fund</b>					
A0003		GU State General Fund		1.96	125,958
D10178		RU Social Science Research Lab		0.04	2,024
<b>Total Unclassified Salaries by Fund</b>				<b>2.00</b>	<b>127,982</b>
<b>STUDENT ASSISTANTS AND BENEFITS</b>					
1200		Student Salaries-Regular			8,838
1690		Shrinkage			(3,609)
1760		State Leave Pymt Assessment			922
1830		Regents Retirement			10,880
1850		TIAA Disability			1,281
1911		Medicare			1,851
1912		OASDI			7,907
1950		Single Group Health Insurance			9,400
1970		Workers Compensation			352
1980		Unemployment Compensation			78
<b>Total Students and Fringe Benefits</b>					<b>37,900</b>
<b>Total Students and Fringe Benefits by Fund</b>					
A0003		GU State General Fund			32,527
A2000		GU General Fees Fund			5,000
D10178		RU Social Science Research Lab			373
<b>Total Students and Fringe Benefits</b>					<b>37,900</b>
<b>Total Salaries and Fringe Benefits</b>				<b>2.00</b>	<b>165,882</b>
<b>Total Salaries and Fringe Benefits by Fund</b>					
A0003		GU State General Fund		1.96	158,485
A2000		GU General Fees Fund		-	5,000
D10178		RU Social Science Research Lab		0.04	2,397
<b>Total Salaries and Fringe Benefits</b>				<b>2.00</b>	<b>165,882</b>
<b>OTHER OPERATING EXPENDITURES (OOE)</b>					
7C		Contractual Services			10,557
7F		Commodities			14,794
7H		Capital Outlay			-
<b>Total OOE</b>					<b>25,351</b>
<b>Total OOE by Fund</b>					
A2000		GU General Fees Fund			25,351

**W.S.U ANNUAL BUDGET**  
**102072 - Social Science Research Laboratory**  
**For Fiscal Year 2025**

Account Code	Position Number	Name or Account Description	Months	2025 Adopted	
				Budget FTE	Amount
<b>Total OOE by Fund</b>					<b>25,351</b>
<b>Total FTE and Expenditures</b>				<b>2.00</b>	<b>191,233</b>
<b>Total FTE and Expenditures by Fund</b>					
A0003		GU State General Fund		1.96	158,485
A2000		GU General Fees Fund		-	30,351
D10178		RU Social Science Research Lab		0.04	2,397
<b>Total FTE and Expenditures by Fund</b>				<b>2.00</b>	<b>191,233</b>



**W.S.U ANNUAL BUDGET  
102080 - School of Social Work  
For Fiscal Year 2025**

Account Code	Position Number	Name or Account Description	Months	2025 Adopted	
				Budget FTE	Amount
<b>USS SALARIES</b>					
<b>1000 USS Salaries-Permanent</b>					
<b>Total USS Salaries</b>				-	-
<b>Total USS Salaries by Fund</b>					
<b>Total USS Salaries by Fund</b>				-	-
<b>UNCLASSIFIED SALARIES</b>					
<b>1100 Unclassified Salaries-Permanent (Including 1105 - Stipend)</b>					
991776		Assistant Clinical Educator Pierce, Rheanna	12	1.00	58,157
		<i>\$25,848 of this position is funded from restricted use sources.</i>			
993819		Assistant Professor Ozturk, Burcu	9	1.00	63,111
994226		Assistant Clinical Professor Pack, Loren	9	1.00	51,762
		<i>\$25,881 of this position is funded from restricted use sources.</i>			
997344		Associate Clinical Professor Popejoy, Stacey	9	1.00	64,480
997700		Clinical Professor and MSW Program Director Millar, Shaunna	9	1.00	66,510
997926		Associate Clinical Professor, Field Practicum Director & UG Coordinator Gilkey, Breann	12	1.00	79,237
998044		Professor Lee, Kyoung	9	1.00	88,002
998236		Director of School of Social Work and Associate Professor Kalomo, Eveline	12	1.00	89,635
998988		Assistant Professor Vacant		1.00	92,000
999665		Office Coordinator Dealy, Cheyenne	12	1.00	41,080
<b>Total Unclassified Salaries</b>				<b>10.00</b>	<b>693,974</b>
<b>Total Unclassified Salaries by Fund</b>					
A0003		GU State General Fund		2.56	186,821
A2000		GU General Fees Fund		6.50	455,424
D10180		RU School of Social Work		0.50	25,881
D11768		RU Salaries		0.44	25,848
<b>Total Unclassified Salaries by Fund</b>				<b>10.00</b>	<b>693,974</b>
<b>STUDENT ASSISTANTS AND BENEFITS</b>					
1690		Shrinkage			(19,131)
1760		State Leave Pymt Assessment			5,005
1830		Regents Retirement			51,174
1850		TIAA Disability			6,946
1911		Medicare			9,788

**W.S.U ANNUAL BUDGET**  
**102080 - School of Social Work**  
**For Fiscal Year 2025**

Account Code	Position Number	Name or Account Description	Months	2025 Adopted	
				Budget FTE	Amount
1912	OASDI				41,825
1750	Dependent Health Insurance				13,128
1950	Single Group Health Insurance				84,604
1970	Workers Compensation				1,905
1980	Unemployment Compensation				414
<b>Total Students and Fringe Benefits</b>					<b>195,658</b>
<b>Total Students and Fringe Benefits by Fund</b>					
A0003	GU State General Fund				56,466
A2000	GU General Fees Fund				120,921
D10180	RU School of Social Work				9,408
D11768	RU Salaries				8,863
<b>Total Students and Fringe Benefits</b>					<b>195,658</b>
<b>Total Salaries and Fringe Benefits</b>				<b>10.00</b>	<b>889,632</b>
<b>Total Salaries and Fringe Benefits by Fund</b>					
A0003	GU State General Fund			2.56	243,287
A2000	GU General Fees Fund			6.50	576,345
D10180	RU School of Social Work			0.50	35,289
D11768	RU Salaries			0.44	34,711
<b>Total Salaries and Fringe Benefits</b>				<b>10.00</b>	<b>889,632</b>
<b>OTHER OPERATING EXPENDITURES (OOE)</b>					
7C	Contractual Services				18,651
7F	Commodities				4,453
<b>Total OOE</b>					<b>23,104</b>
<b>Total OOE by Fund</b>					
A2000	GU General Fees Fund				14,360
D10180	RU School of Social Work				8,744
<b>Total OOE by Fund</b>					<b>23,104</b>
<b>Total FTE and Expenditures</b>				<b>10.00</b>	<b>912,736</b>
<b>Total FTE and Expenditures by Fund</b>					
A0003	GU State General Fund			2.56	243,287
A2000	GU General Fees Fund			6.50	590,705
D10180	RU School of Social Work			0.50	44,033
D11768	RU Salaries			0.44	34,711
<b>Total FTE and Expenditures by Fund</b>				<b>10.00</b>	<b>912,736</b>

**W.S.U ANNUAL BUDGET**  
**102084 - English Writing Laboratory**  
**For Fiscal Year 2025**

Account Code	Position Number	Name or Account Description	Months	2025 Adopted	
				Budget FTE	Amount
<b>USS SALARIES</b>					
<b>1000 USS Salaries-Permanent</b>					
<b>Total USS Salaries</b>				-	-
<b>Total USS Salaries by Fund</b>					
<b>Total USS Salaries by Fund</b>				-	-
<b>UNCLASSIFIED SALARIES</b>					
<b>1100 Unclassified Salaries-Permanent (Including 1105 - Stipend)</b>					
<b>Total Unclassified Salaries</b>				-	-
<b>Total Unclassified Salaries by Fund</b>					
<b>Total Unclassified Salaries by Fund</b>				-	-
<b>STUDENT ASSISTANTS AND BENEFITS</b>					
1200		Student Salaries-Regular			16,235
<b>Total Students and Fringe Benefits</b>				-	<b>16,235</b>
<b>Total Students and Fringe Benefits by Fund</b>					
A0003		GU State General Fund			16,235
<b>Total Students and Fringe Benefits</b>				-	<b>16,235</b>
<b>Total Salaries and Fringe Benefits</b>				-	<b>16,235</b>
<b>Total Salaries and Fringe Benefits by Fund</b>					
A0003		GU State General Fund			16,235
<b>Total Salaries and Fringe Benefits</b>				-	<b>16,235</b>
<b>OTHER OPERATING EXPENDITURES (OOE)</b>					
<b>Total OOE</b>				-	-
<b>Total OOE by Fund</b>					
<b>Total OOE by Fund</b>				-	-
<b>Total FTE and Expenditures</b>				-	<b>16,235</b>
<b>Total FTE and Expenditures by Fund</b>					
A0003		GU State General Fund			16,235
<b>Total FTE and Expenditures by Fund</b>				-	<b>16,235</b>

**W.S.U ANNUAL BUDGET**  
**102085 - Language Laboratory**  
**For Fiscal Year 2025**

Account Code	Position Number	Name or Account Description	Months	2025 Adopted	
				Budget FTE	Amount
<b>USS SALARIES</b>					
<b>1000 USS Salaries-Permanent</b>					
<b>Total USS Salaries</b>				-	-
<b>Total USS Salaries by Fund</b>					
<b>Total USS Salaries by Fund</b>				-	-
<b>UNCLASSIFIED SALARIES</b>					
<b>1100 Unclassified Salaries-Permanent (Including 1105 - Stipend)</b>					
1140		Grad Assistants-Other			5,000
<b>Total Unclassified Salaries</b>				-	<b>5,000</b>
<b>Total Unclassified Salaries by Fund</b>					
A2000		GU General Fees Fund		-	5,000
<b>Total Unclassified Salaries by Fund</b>				-	<b>5,000</b>
<b>STUDENT ASSISTANTS AND BENEFITS</b>					
1690		Shrinkage			(115)
1760		State Leave Pymt Assessment			36
1970		Workers Compensation			14
1980		Unemployment Compensation			3
<b>Total Students and Fringe Benefits</b>				-	<b>(62)</b>
<b>Total Students and Fringe Benefits by Fund</b>					
A2000		GU General Fees Fund		-	(62)
<b>Total Students and Fringe Benefits</b>				-	<b>(62)</b>
<b>Total Salaries and Fringe Benefits</b>				-	<b>4,938</b>
<b>Total Salaries and Fringe Benefits by Fund</b>					
A2000		GU General Fees Fund		-	4,938
<b>Total Salaries and Fringe Benefits</b>				-	<b>4,938</b>
<b>OTHER OPERATING EXPENDITURES (OOE)</b>					
7C		Contractual Services			1,000
7H		Capital Outlay			2,849
<b>Total OOE</b>				-	<b>3,849</b>
<b>Total OOE by Fund</b>					
A2000		GU General Fees Fund		-	3,849
<b>Total OOE by Fund</b>				-	<b>3,849</b>
<b>Total FTE and Expenditures</b>				-	<b>8,787</b>
<b>Total FTE and Expenditures by Fund</b>					
A2000		GU General Fees Fund		-	8,787
<b>Total FTE and Expenditures by Fund</b>				-	<b>8,787</b>

**W.S.U ANNUAL BUDGET**  
**102086 - Mathematics Laboratory**  
**For Fiscal Year 2025**

Account Code	Position Number	Name or Account Description	Months	2025 Adopted	
				Budget FTE	Amount
<b>USS SALARIES</b>					
<b>1000 USS Salaries-Permanent</b>					
<b>Total USS Salaries</b>				-	-
<b>Total USS Salaries by Fund</b>					
<b>Total USS Salaries by Fund</b>				-	-
<b>UNCLASSIFIED SALARIES</b>					
<b>1100 Unclassified Salaries-Permanent (Including 1105 - Stipend)</b>					
<b>Total Unclassified Salaries</b>				-	-
<b>Total Unclassified Salaries by Fund</b>					
<b>Total Unclassified Salaries by Fund</b>				-	-
<b>STUDENT ASSISTANTS AND BENEFITS</b>					
1200		Student Salaries-Regular			16,960
1210		Student Salaries-WS-WSU Match			500
1220		Student Sal-Workstudy Federal			-
<b>Total Students and Fringe Benefits</b>				-	<b>17,460</b>
<b>Total Students and Fringe Benefits by Fund</b>					
A0003		GU State General Fund			17,460
R40041		Federal Work Study Program			-
<b>Total Students and Fringe Benefits</b>				-	<b>17,460</b>
<b>Total Salaries and Fringe Benefits</b>				-	<b>17,460</b>
<b>Total Salaries and Fringe Benefits by Fund</b>					
A0003		GU State General Fund		-	17,460
R40041		Federal Work Study Program		-	-
<b>Total Salaries and Fringe Benefits</b>				-	<b>17,460</b>
<b>OTHER OPERATING EXPENDITURES (OOE)</b>					
<b>Total OOE</b>				-	-
<b>Total OOE by Fund</b>					
<b>Total OOE by Fund</b>				-	-
<b>Total FTE and Expenditures</b>				-	<b>17,460</b>
<b>Total FTE and Expenditures by Fund</b>					
A0003		GU State General Fund		-	17,460
R40041		Federal Work Study Program		-	-
<b>Total FTE and Expenditures by Fund</b>				-	<b>17,460</b>

**W.S.U ANNUAL BUDGET  
102089 - Physics Help Lab  
For Fiscal Year 2025**

Account Code	Position Number	Name or Account Description	Months	2025 Adopted	
				Budget FTE	Amount
<b>USS SALARIES</b>					
<b>1000 USS Salaries-Permanent</b>					
<b>Total USS Salaries</b>				-	-
<b>Total USS Salaries by Fund</b>					
<b>Total USS Salaries by Fund</b>				-	-
<b>UNCLASSIFIED SALARIES</b>					
<b>1100 Unclassified Salaries-Permanent (Including 1105 - Stipend)</b>					
<b>Total Unclassified Salaries</b>				-	-
<b>Total Unclassified Salaries by Fund</b>					
<b>Total Unclassified Salaries by Fund</b>				-	-
<b>STUDENT ASSISTANTS AND BENEFITS</b>					
1200		Student Salaries-Regular			4,000
<b>Total Students and Fringe Benefits</b>				-	<b>4,000</b>
<b>Total Students and Fringe Benefits by Fund</b>					
D10790		RU Physics Help Lab			4,000
<b>Total Students and Fringe Benefits</b>				-	<b>4,000</b>
<b>Total Salaries and Fringe Benefits</b>				-	<b>4,000</b>
<b>Total Salaries and Fringe Benefits by Fund</b>					
D10790		RU Physics Help Lab			4,000
<b>Total Salaries and Fringe Benefits</b>				-	<b>4,000</b>
<b>OTHER OPERATING EXPENDITURES (OOE)</b>					
<b>Total OOE</b>				-	-
<b>Total OOE by Fund</b>					
<b>Total OOE by Fund</b>				-	-
<b>Total FTE and Expenditures</b>				-	<b>4,000</b>
<b>Total FTE and Expenditures by Fund</b>					
D10790		RU Physics Help Lab			4,000
<b>Total FTE and Expenditures by Fund</b>				-	<b>4,000</b>

**W.S.U ANNUAL BUDGET**  
**102140 - Hugo Wall School of Public Affairs**  
**For Fiscal Year 2025**

Account Code	Position Number	Name or Account Description	Months	2025 Adopted	
				Budget FTE	Amount
<b>USS SALARIES</b>					
<b>1000 USS Salaries-Permanent</b>					
<b>Total USS Salaries</b>				-	-
<b>Total USS Salaries by Fund</b>					
<b>Total USS Salaries by Fund</b>				-	-
<b>UNCLASSIFIED SALARIES</b>					
<b>1100 Unclassified Salaries-Permanent (Including 1105 - Stipend)</b>					
994152		Assistant Teaching Professor Umeri, Mercy	12	1.00	65,680
995037		Communications and Marketing Specialist Kimble, Leslie	12	0.05	3,030
995049		Regents Professor of Public Finance & Interim Director Guo, Hai <i>\$17,206 of this position is funded from restricted use sources.</i>	12	1.00	176,058
995141		Administrative Specialist and Grants Coordinator de Grasse, Jeanne	12	0.05	2,475
996911		Student Program and Business Coordinator Kennedy, Bethany	12	1.00	51,481
997693		Professor Glaser, Mark	9	1.00	121,969
998100		Professor Yeager, Samuel	9	1.00	119,789
998101		Assistant Professor - Public Finance Wang, Xiaoheng	9	1.00	74,202
998229		Assistant Professor Shen, Ruowen	9	1.00	74,188
998441		Director of the Hugo Wall School of Public Affairs Vacant		1.00	170,000
1110		Uncl-Salaries-Seasonal and Temp			26,015
1170		Unclassified Sal-Summer Lecturer			4,000
<b>Total Unclassified Salaries</b>				<b>8.10</b>	<b>888,887</b>
<b>Total Unclassified Salaries by Fund</b>					
A0003		GU State General Fund		3.90	474,812
A2000		GU General Fees Fund		4.10	366,854
D10186		RU Hugo Wall Sch of Public Affairs		0.10	47,221
<b>Total Unclassified Salaries by Fund</b>				<b>8.10</b>	<b>888,887</b>
<b>STUDENT ASSISTANTS AND BENEFITS</b>					
1690		Shrinkage			(24,123)
1760		State Leave Pymt Assessment			6,406
1830		Regents Retirement			58,559
1850		TIAA Disability			8,594
1911		Medicare			12,581
1912		OASDI			53,770
1750		Dependent Health Insurance			13,564

**W.S.U ANNUAL BUDGET**  
**102140 - Hugo Wall School of Public Affairs**  
**For Fiscal Year 2025**

Account Code	Position Number	Name or Account Description	Months	2025 Adopted	
				Budget FTE	Amount
1950		Single Group Health Insurance			66,742
1970		Workers Compensation			2,433
1980		Unemployment Compensation			528
<b>Total Students and Fringe Benefits</b>					<b>199,054</b>
<b>Total Students and Fringe Benefits by Fund</b>					
A0003		GU State General Fund			116,371
A2000		GU General Fees Fund			75,623
D10186		RU Hugo Wall Sch of Public Affairs			7,060
<b>Total Students and Fringe Benefits</b>					<b>199,054</b>
<b>Total Salaries and Fringe Benefits</b>				<b>8.10</b>	<b>1,087,941</b>
<b>Total Salaries and Fringe Benefits by Fund</b>					
A0003		GU State General Fund		3.90	591,183
A2000		GU General Fees Fund		4.10	442,477
D10186		RU Hugo Wall Sch of Public Affairs		0.10	54,281
<b>Total Salaries and Fringe Benefits</b>				<b>8.10</b>	<b>1,087,941</b>
<b>OTHER OPERATING EXPENDITURES (OOE)</b>					
7C		Contractual Services			39,480
7F		Commodities			8,467
7H		Capital Outlay			2,000
<b>Total OOE</b>					<b>49,947</b>
<b>Total OOE by Fund</b>					
A2000		GU General Fees Fund			23,772
D10186		RU Hugo Wall Sch of Public Affairs			26,175
<b>Total OOE by Fund</b>					<b>49,947</b>
<b>Total FTE and Expenditures</b>				<b>8.10</b>	<b>1,137,888</b>
<b>Total FTE and Expenditures by Fund</b>					
A0003		GU State General Fund		3.90	591,183
A2000		GU General Fees Fund		4.10	466,249
D10186		RU Hugo Wall Sch of Public Affairs		0.10	80,456
<b>Total FTE and Expenditures by Fund</b>				<b>8.10</b>	<b>1,137,888</b>



**W.S.U ANNUAL BUDGET**  
**102185 - Liberal Arts & Sciences Lecturers**  
**For Fiscal Year 2025**

Account Code	Position Number	Name or Account Description	Months	2025 Adopted	
				Budget FTE	Amount
<b>USS SALARIES</b>					
<b>1000 USS Salaries-Permanent</b>					
<b>Total USS Salaries</b>				-	-
<b>Total USS Salaries by Fund</b>					
<b>Total USS Salaries by Fund</b>				-	-
<b>UNCLASSIFIED SALARIES</b>					
<b>1100 Unclassified Salaries-Permanent (Including 1105 - Stipend)</b>					
1110		Uncl-Salaries-Seasonal and Temp		1,300,873	
<b>Total Unclassified Salaries</b>				-	<b>1,300,873</b>
<b>Total Unclassified Salaries by Fund</b>					
A2000		GU General Fees Fund		-	1,300,873
<b>Total Unclassified Salaries by Fund</b>				-	<b>1,300,873</b>
<b>STUDENT ASSISTANTS AND BENEFITS</b>					
1690		Shrinkage			(32,241)
1760		State Leave Pymt Assessment			9,367
1911		Medicare			18,863
1912		OASDI			80,655
1970		Workers Compensation			3,552
1980		Unemployment Compensation			781
<b>Total Students and Fringe Benefits</b>				-	<b>80,977</b>
<b>Total Students and Fringe Benefits by Fund</b>					
A2000		GU General Fees Fund			80,977
<b>Total Students and Fringe Benefits</b>				-	<b>80,977</b>
<b>Total Salaries and Fringe Benefits</b>				-	<b>1,381,850</b>
<b>Total Salaries and Fringe Benefits by Fund</b>					
A2000		GU General Fees Fund		-	1,381,850
<b>Total Salaries and Fringe Benefits</b>				-	<b>1,381,850</b>
<b>OTHER OPERATING EXPENDITURES (OOE)</b>					
<b>Total OOE</b>				-	-
<b>Total OOE by Fund</b>					
<b>Total OOE by Fund</b>				-	-
<b>Total FTE and Expenditures</b>				-	<b>1,381,850</b>
<b>Total FTE and Expenditures by Fund</b>					
A2000		GU General Fees Fund		-	1,381,850
<b>Total FTE and Expenditures by Fund</b>				-	<b>1,381,850</b>

**W.S.U ANNUAL BUDGET  
102541 - LAS Course Fee  
For Fiscal Year 2025**

Account Code	Position Number	Name or Account Description	Months	2025 Adopted	
				Budget FTE	Amount
<b>USS SALARIES</b>					
<b>1000 USS Salaries-Permanent</b>					
<b>Total USS Salaries</b>				-	-
<b>Total USS Salaries by Fund</b>					
<b>Total USS Salaries by Fund</b>				-	-
<b>UNCLASSIFIED SALARIES</b>					
<b>1100 Unclassified Salaries-Permanent (Including 1105 - Stipend)</b>					
<b>Total Unclassified Salaries</b>				-	-
<b>Total Unclassified Salaries by Fund</b>					
<b>Total Unclassified Salaries by Fund</b>				-	-
<b>STUDENT ASSISTANTS AND BENEFITS</b>					
<b>Total Students and Fringe Benefits</b>				-	-
<b>Total Students and Fringe Benefits by Fund</b>					
<b>Total Students and Fringe Benefits</b>				-	-
<b>Total Salaries and Fringe Benefits</b>				-	-
<b>Total Salaries and Fringe Benefits by Fund</b>					
<b>Total Salaries and Fringe Benefits</b>				-	-
<b>OTHER OPERATING EXPENDITURES (OOE)</b>					
7C Contractual Services				158,000	
7F Commodities				2,000	
7H Capital Outlay				-	
7Z Transfers Out				960,000	
<b>Total OOE</b>				<b>1,120,000</b>	
<b>Total OOE by Fund</b>					
D11721 LAS Course Fee				1,120,000	
<b>Total OOE by Fund</b>				<b>1,120,000</b>	
<b>Total FTE and Expenditures</b>				-	<b>1,120,000</b>
<b>Total FTE and Expenditures by Fund</b>					
D11721 LAS Course Fee				-	1,120,000
<b>Total FTE and Expenditures by Fund</b>				-	<b>1,120,000</b>

**W.S.U ANNUAL BUDGET**  
**102510 - Intensive English Language Center**  
**For Fiscal Year 2025**

Account Code	Position Number	Name or Account Description	Months	2025 Adopted	
				Budget FTE	Amount
<b>USS SALARIES</b>					
<b>1000 USS Salaries-Permanent</b>					
<b>Total USS Salaries</b>				-	-
<b>Total USS Salaries by Fund</b>					
<b>Total USS Salaries by Fund</b>				-	-
<b>UNCLASSIFIED SALARIES</b>					
<b>1100 Unclassified Salaries-Permanent (Including 1105 - Stipend)</b>					
994492		Associate Teaching Professor Leisy, Aimee	9	1.00	56,242
998003		Teaching Professor Webb, Marsha	9	1.00	52,600
998047		Teaching Professor Mazza Silhan, Barbara	9	1.00	52,755
998234		Teaching Professor Vacant		1.00	52,079
998242		Senior Educator and Director of IELC Bowman, Andrew	12	1.00	69,257
1170		Unclassified Sal-Summer Lecturer			-
1180		Unclassified Salaries-Lecturer			-
<b>Total Unclassified Salaries</b>				<b>5.00</b>	<b>282,933</b>
<b>Total Unclassified Salaries by Fund</b>					
A0003		GU State General Fund		5.00	282,933
A2000		GU General Fees Fund		-	-
<b>Total Unclassified Salaries by Fund</b>				<b>5.00</b>	<b>282,933</b>
<b>STUDENT ASSISTANTS AND BENEFITS</b>					
1200		Student Salaries-Regular			-
1690		Shrinkage			(8,559)
1760		State Leave Pymt Assessment			2,038
1830		Regents Retirement			19,625
1850		TIAA Disability			2,831
1911		Medicare			3,896
1912		OASDI			16,652
1750		Dependent Health Insurance			8,750
1950		Single Group Health Insurance			37,601
1970		Workers Compensation			776
1980		Unemployment Compensation			164
<b>Total Students and Fringe Benefits</b>					<b>83,774</b>
<b>Total Students and Fringe Benefits by Fund</b>					
A0003		GU State General Fund			83,774
A2000		GU General Fees Fund			-
<b>Total Students and Fringe Benefits</b>					<b>83,774</b>
<b>Total Salaries and Fringe Benefits</b>				<b>5.00</b>	<b>366,707</b>
<b>Total Salaries and Fringe Benefits by Fund</b>					
A0003		GU State General Fund		5.00	366,707
A2000		GU General Fees Fund		-	-
<b>Total Salaries and Fringe Benefits</b>				<b>5.00</b>	<b>366,707</b>

**W.S.U ANNUAL BUDGET**  
**102510 - Intensive English Language Center**  
**For Fiscal Year 2025**

Account Code	Position Number	Name or Account Description	Months	2025 Adopted	
				Budget FTE	Amount
<b>OTHER OPERATING EXPENDITURES (OOE)</b>					
7C		Contractual Services			8,325
7F		Commodities			580
7H		Capital Outlay			300
		<b>Total OOE</b>			<b>9,205</b>
<b>Total OOE by Fund</b>					
A2000		GU General Fees Fund			5,955
D10198		RU Intensive English Language Ctr			3,250
		<b>Total OOE by Fund</b>			<b>9,205</b>
<b>Total FTE and Expenditures</b>				<b>5.00</b>	<b>375,912</b>
<b>Total FTE and Expenditures by Fund</b>					
A0003		GU State General Fund		5.00	366,707
A2000		GU General Fees Fund		-	5,955
D10198		RU Intensive English Language Ctr		-	3,250
		<b>Total FTE and Expenditures by Fund</b>		<b>5.00</b>	<b>375,912</b>

**W.S.U ANNUAL BUDGET**  
**102346 - Biology - Field Station Management**  
**For Fiscal Year 2025**

Account Code	Position Number	Name or Account Description	Months	2025 Adopted	
				Budget FTE	Amount
<b>USS SALARIES</b>					
<b>1000 USS Salaries-Permanent</b>					
<b>Total USS Salaries</b>				-	-
<b>Total USS Salaries by Fund</b>					
<b>Total USS Salaries by Fund</b>				-	-
<b>UNCLASSIFIED SALARIES</b>					
<b>1100 Unclassified Salaries-Permanent (Including 1105 - Stipend)</b>					
<b>Total Unclassified Salaries</b>				-	-
<b>Total Unclassified Salaries by Fund</b>					
<b>Total Unclassified Salaries by Fund</b>				-	-
<b>STUDENT ASSISTANTS AND BENEFITS</b>					
<b>Total Students and Fringe Benefits</b>				-	-
<b>Total Students and Fringe Benefits by Fund</b>					
<b>Total Students and Fringe Benefits</b>				-	-
<b>Total Salaries and Fringe Benefits</b>				-	-
<b>Total Salaries and Fringe Benefits by Fund</b>					
<b>Total Salaries and Fringe Benefits</b>				-	-
<b>OTHER OPERATING EXPENDITURES (OOE)</b>					
7C		Contractual Services			6,267
7F		Commodities			5,246
7H		Capital Outlay			5,681
<b>Total OOE</b>					<b>17,194</b>
<b>Total OOE by Fund</b>					
D10374		RU Ninnescah Reserve			8,000
D11582		RU - Luhring Vehicle Replacement			1,500
D11802		RU - Youngmeyer Ranch			7,694
<b>Total OOE by Fund</b>					<b>17,194</b>
<b>Total FTE and Expenditures</b>				-	<b>17,194</b>
<b>Total FTE and Expenditures by Fund</b>					
D10374		RU Ninnescah Reserve		-	8,000
D11582		RU - Luhring Vehicle Replacement		-	1,500
D11802		RU - Youngmeyer Ranch		-	7,694
<b>Total FTE and Expenditures by Fund</b>				-	<b>17,194</b>

**W.S.U ANNUAL BUDGET**  
**102207 - Mini MPA**  
**For Fiscal Year 2025**

Account Code	Position Number	Name or Account Description	Months	2025 Adopted	
				Budget FTE	Amount
<b>USS SALARIES</b>					
<b>1000 USS Salaries-Permanent</b>					
<b>Total USS Salaries</b>				-	-
<b>Total USS Salaries by Fund</b>					
<b>Total USS Salaries by Fund</b>				-	-
<b>UNCLASSIFIED SALARIES</b>					
<b>1100 Unclassified Salaries-Permanent (Including 1105 - Stipend)</b>					
<b>Total Unclassified Salaries</b>				-	-
<b>Total Unclassified Salaries by Fund</b>					
<b>Total Unclassified Salaries by Fund</b>				-	-
<b>STUDENT ASSISTANTS AND BENEFITS</b>					
<b>Total Students and Fringe Benefits</b>				-	-
<b>Total Students and Fringe Benefits by Fund</b>					
<b>Total Students and Fringe Benefits</b>				-	-
<b>Total Salaries and Fringe Benefits</b>				-	-
<b>Total Salaries and Fringe Benefits by Fund</b>					
<b>Total Salaries and Fringe Benefits</b>				-	-
<b>OTHER OPERATING EXPENDITURES (OOE)</b>					
7C Contractual Services				33,000	
7F Commodities				1,000	
7H Capital Outlay				1,000	
<b>Total OOE</b>				<b>35,000</b>	
<b>Total OOE by Fund</b>					
D11331 RU Mini MPA				35,000	
<b>Total OOE by Fund</b>				<b>35,000</b>	
<b>Total FTE and Expenditures</b>				-	<b>35,000</b>
<b>Total FTE and Expenditures by Fund</b>					
D11331 RU Mini MPA				-	35,000
<b>Total FTE and Expenditures by Fund</b>				-	<b>35,000</b>

**Wichita State University**  
**Fiscal Year 2025 Annual Operating Budget**  
**College of Liberal Arts and Sciences**  
**General Academic Instruction Program**

**Instruction Budget Summary**

<u>Expenditures</u>	General Use Funds				Restricted Use Funds	Total Budget	% of Total Budget
	State General Fund	General Fees (Tuition) Fund	Total	% of General Use Budget			
<b>Salaries and Fringe Benefits</b>							
University Support Staff Salaries	\$ 163,363	\$ -	\$ 163,363	0.7%	\$ -	\$ 163,363	0.6%
Unclassified Salaries	7,152,383	11,012,020	18,164,403	76.9%	908,002	19,072,405	75.1%
Student Salaries	43,060	9,800	52,860	0.2%	108,405	161,265	0.6%
Fringe Benefits	2,298,832	3,015,871	5,314,703	22.5%	178,705	5,493,408	21.6%
Shrinkage	(219,271)	(319,914)	(539,185)	-2.3%	-	(539,185)	-2.1%
<b>Subtotal Salaries and Fringe Benefits</b>	<b>\$ 9,438,367</b>	<b>\$ 13,717,777</b>	<b>\$ 23,156,144</b>	<b>98.0%</b>	<b>\$ 1,195,112</b>	<b>\$ 24,351,256</b>	<b>95.9%</b>
<b>Other Operating Expenditures</b>	<b>\$ -</b>	<b>\$ 463,725</b>	<b>\$ 463,725</b>	<b>2.0%</b>	<b>\$ 585,538</b>	<b>\$ 1,049,263</b>	<b>4.1%</b>
<b>Total Instruction Budget</b>	<b>\$ 9,438,367</b>	<b>\$ 14,181,502</b>	<b>\$ 23,619,869</b>	<b>100.0%</b>	<b>\$ 1,780,650</b>	<b>\$ 25,400,519</b>	<b>100.0%</b>

**Instruction Budget Summary by Organization**

<u>Organization</u>	FTE	General Use Funds	% of General Use Funds	Restricted Use Funds	% of Restricted Use Fund	Total Funds	% of Total Funds
Biological Sciences	21.00	\$ 2,064,978	8.7%	\$ 194,647	10.9%	\$ 2,259,625	8.9%
Chemistry	16.00	1,831,431	7.8%	140,380	7.9%	1,971,811	7.8%
English	18.00	1,473,292	6.2%	119,581	6.7%	1,592,873	6.3%
Geology	6.50	539,819	2.3%	13,254	0.7%	553,073	2.2%
Elliott School of Communication	15.00	1,235,322	5.2%	181,424	10.2%	1,416,746	5.6%
History	14.00	1,417,650	6.0%	107,194	6.0%	1,524,844	6.0%
Mathematics and Statistics	46.64	4,835,569	20.5%	5,728	0.3%	4,841,297	19.1%
Physics	0.06	24,431	0.1%	75,146	4.2%	99,577	0.4%
Political Science	7.50	794,064	3.4%	46,275	2.6%	840,339	3.3%
Psychology	16.00	1,732,072	7.3%	58,213	3.3%	1,790,285	7.0%
Philosophy	9.50	822,624	3.5%	17,613	1.0%	840,237	3.3%
Sociology	9.00	868,183	3.7%	1,825	0.1%	870,008	3.4%
Modern & Classical Languages & Literatures	11.75	817,900	3.5%	68,382	3.8%	886,282	3.5%
School of Community Affairs	9.75	697,289	3.0%	246,772	13.9%	944,061	3.7%
Women's Studies and Religion	2.00	247,331	1.0%	1,150	0.1%	248,481	1.0%

*Continued on following page*

**Wichita State University**  
**Fiscal Year 2025 Annual Operating Budget**

**College of Liberal Arts and Sciences**  
**General Academic Instruction Program**

**Instruction Budget Summary by Organization**

<u>Organization</u>	<u>FTE</u>	<u>General Use Funds</u>	<u>% of General Use Funds</u>	<u>Restricted Use Funds</u>	<u>% of Restricted Use Fund</u>	<u>Total Funds</u>	<u>% of Total Funds</u>
Anthropology	5.75	\$ 529,497	2.2%	\$ 176,616	9.9%	\$ 706,113	2.8%
School of Social Work	10.00	833,992	3.5%	78,744	4.4%	912,736	3.6%
English Writing Laboratory	-	16,235	0.1%	-	0.0%	16,235	0.1%
Language Laboratory	-	8,787	0.0%	-	0.0%	8,787	0.0%
Mathematics Laboratory	-	17,460	0.1%	-	0.0%	17,460	0.1%
Hugo Wall School of Urban & Public Affairs	8.10	1,057,432	4.5%	80,456	4.5%	1,137,888	4.5%
Liberal Arts and Sciences Lecturers	-	1,381,850	5.9%	-	0.0%	1,381,850	5.4%
HWS-Regents Dist. Prof.-Out-of State Travel	-	-	0.0%	-	0.0%	-	0.0%
Physics Help Lab	-	-	0.0%	4,000	0.2%	4,000	0.0%
LAS Course Fee	-	-	0.0%	160,000	9.0%	160,000	0.6%
Intensive English Language Center	5.00	372,662	1.6%	3,250	0.2%	375,912	1.5%
<b>Total Instruction Budget</b>	<b>231.55</b>	<b>\$ 23,619,869</b>	<b>100.0%</b>	<b>\$ 1,780,650</b>	<b>100.0%</b>	<b>\$ 25,400,519</b>	<b>100.0%</b>

*Summary excludes nonreportable expenditures*



**Wichita State University**  
**Fiscal Year 2025 Annual Operating Budget**

**Instruction Program**  
**Program Code 42000**

**Miscellaneous Instruction**  
**Instruction Program Budget Units**

Faculty of Distinction Match Fund  
Graduate Assistants – Instruction  
Grad School – Grad Assist Salary  
Supplemental Instruction  
Academic Affairs Contingency  
Cohen Honors College  
Academic Affairs Instruction  
Career Development  
WSU West  
WSU South

WSU Haysville  
McConnell  
Innovation and Design  
Career Development Center-Career Events  
Office of Adult Learning  
Online Education  
Market Based Tuition  
Badges Tuition  
National Student Exchange

**W.S.U ANNUAL BUDGET**  
**101519 - Faculty of Distinction Match Fund**  
**For Fiscal Year 2025**

Account Code	Position Number	Name or Account Description	Months	2025 Adopted	
				Budget FTE	Amount
<b>USS SALARIES</b>					
<b>1000 USS Salaries-Permanent</b>					
<b>Total USS Salaries</b>				-	-
<b>Total USS Salaries by Fund</b>					
<b>Total USS Salaries by Fund</b>				-	-
<b>UNCLASSIFIED SALARIES</b>					
<b>1100 Unclassified Salaries-Permanent (Including 1105 - Stipend)</b>					
<b>Total Unclassified Salaries</b>				-	-
<b>Total Unclassified Salaries by Fund</b>					
<b>Total Unclassified Salaries by Fund</b>				-	-
<b>STUDENT ASSISTANTS AND BENEFITS</b>					
<b>Total Students and Fringe Benefits</b>				-	-
<b>Total Students and Fringe Benefits by Fund</b>					
<b>Total Students and Fringe Benefits</b>				-	-
<b>Total Salaries and Fringe Benefits</b>				-	-
<b>Total Salaries and Fringe Benefits by Fund</b>					
<b>Total Salaries and Fringe Benefits</b>				-	-
<b>OTHER OPERATING EXPENDITURES (OOE)</b>					
7Z Transfers Out				-	240,000
<b>Total OOE</b>				-	<b>240,000</b>
<b>Total OOE by Fund</b>					
R10620		Faculty of Distinction Match Fund		-	240,000
<b>Total OOE by Fund</b>				-	<b>240,000</b>
<b>Total FTE and Expenditures</b>				-	<b>240,000</b>
<b>Total FTE and Expenditures by Fund</b>					
R10620		Faculty of Distinction Match Fund		-	240,000
<b>Total FTE and Expenditures by Fund</b>				-	<b>240,000</b>

**W.S.U ANNUAL BUDGET**  
**101990 - Graduate Assistants - Instruction**  
**For Fiscal Year 2025**

Account Code	Position Number	Name or Account Description	Months	2025 Adopted	
				Budget FTE	Amount
<b>USS SALARIES</b>					
<b>1000 USS Salaries-Permanent</b>					
<b>Total USS Salaries</b>				-	-
<b>Total USS Salaries by Fund</b>					
<b>Total USS Salaries by Fund</b>				-	-
<b>UNCLASSIFIED SALARIES</b>					
<b>1100 Unclassified Salaries-Permanent (Including 1105 - Stipend)</b>					
1120		Grad Assistants-Indirect Instruct			40,000
1150		Grad Assistants-Direct Instruction			112,000
1130		Grad Assistants-Research			45,000
1131		Grad Assistants-UGRA			7,000
1140		Grad Assistants-Other			10,000
<b>Total Unclassified Salaries</b>				-	<b>214,000</b>
<b>Total Unclassified Salaries by Fund</b>					
D10105		RU Graduate Assistants-Instruction		-	214,000
<b>Total Unclassified Salaries by Fund</b>				-	<b>214,000</b>
<b>STUDENT ASSISTANTS AND BENEFITS</b>					
1760		State Leave Pymt Assessment			1,491
1970		Workers Compensation			566
1980		Unemployment Compensation			125
<b>Total Students and Fringe Benefits</b>				-	<b>2,182</b>
<b>Total Students and Fringe Benefits by Fund</b>					
D10105		RU Graduate Assistants-Instruction		-	2,182
<b>Total Students and Fringe Benefits</b>				-	<b>2,182</b>
<b>Total Salaries and Fringe Benefits</b>				-	<b>216,182</b>
<b>Total Salaries and Fringe Benefits by Fund</b>					
D10105		RU Graduate Assistants-Instruction		-	216,182
<b>Total Salaries and Fringe Benefits</b>				-	<b>216,182</b>
<b>OTHER OPERATING EXPENDITURES (OOE)</b>					
<b>Total OOE</b>				-	-
<b>Total OOE by Fund</b>					
<b>Total OOE by Fund</b>				-	-
<b>Total FTE and Expenditures</b>				-	<b>216,182</b>
<b>Total FTE and Expenditures by Fund</b>					
D10105		RU Graduate Assistants-Instruction		-	216,182
<b>Total FTE and Expenditures by Fund</b>				-	<b>216,182</b>

**W.S.U ANNUAL BUDGET**  
**102395 - Grad School - Grad Assist Salary**  
**For Fiscal Year 2025**

Account Code	Position Number	Name or Account Description	Months	2025 Adopted	
				Budget FTE	Amount
<b>USS SALARIES</b>					
<b>1000 USS Salaries-Permanent</b>					
<b>Total USS Salaries</b>				-	-
<b>Total USS Salaries by Fund</b>					
<b>Total USS Salaries by Fund</b>				-	-
<b>UNCLASSIFIED SALARIES</b>					
<b>1100 Unclassified Salaries-Permanent (Including 1105 - Stipend)</b>					
1120		Grad Assistants-Indirect Instruct			1,831,406
<b>Total Unclassified Salaries</b>				-	<b>1,831,406</b>
<b>Total Unclassified Salaries by Fund</b>					
A0003		GU State General Fund		-	75,522
A2000		GU General Fees Fund		-	1,755,884
<b>Total Unclassified Salaries by Fund</b>				-	<b>1,831,406</b>
<b>STUDENT ASSISTANTS AND BENEFITS</b>					
1690		Shrinkage			(42,195)
1760		State Leave Pymt Assessment			13,187
1970		Workers Compensation			5,001
1980		Unemployment Compensation			1,100
<b>Total Students and Fringe Benefits</b>				-	<b>(22,907)</b>
<b>Total Students and Fringe Benefits by Fund</b>					
A0003		GU State General Fund		-	(943)
A2000		GU General Fees Fund		-	(21,964)
<b>Total Students and Fringe Benefits</b>				-	<b>(22,907)</b>
<b>Total Salaries and Fringe Benefits</b>				-	<b>1,808,499</b>
<b>Total Salaries and Fringe Benefits by Fund</b>					
A0003		GU State General Fund		-	74,579
A2000		GU General Fees Fund		-	1,733,920
<b>Total Salaries and Fringe Benefits</b>				-	<b>1,808,499</b>
<b>OTHER OPERATING EXPENDITURES (OOE)</b>					
<b>Total OOE</b>				-	-
<b>Total OOE by Fund</b>					
<b>Total OOE by Fund</b>				-	-
<b>Total FTE and Expenditures</b>				-	<b>1,808,499</b>
<b>Total FTE and Expenditures by Fund</b>					
A0003		GU State General Fund		-	74,579
A2000		GU General Fees Fund		-	1,733,920
<b>Total FTE and Expenditures by Fund</b>				-	<b>1,808,499</b>

**W.S.U ANNUAL BUDGET**  
**102071 - Supplemental Instruction**  
**For Fiscal Year 2025**

Account Code	Position Number	Name or Account Description	Months	2025 Adopted	
				Budget FTE	Amount
<b>USS SALARIES</b>					
<b>1000 USS Salaries-Permanent</b>					
<b>Total USS Salaries</b>				-	-
<b>Total USS Salaries by Fund</b>					
<b>Total USS Salaries by Fund</b>				-	-
<b>UNCLASSIFIED SALARIES</b>					
<b>1100 Unclassified Salaries-Permanent (Including 1105 - Stipend)</b>					
1140		Grad Assistants-Other			27,584
<b>Total Unclassified Salaries</b>				-	<b>27,584</b>
<b>Total Unclassified Salaries by Fund</b>					
A0003		GU State General Fund		-	12,584
A2000		GU General Fees Fund		-	15,000
<b>Total Unclassified Salaries by Fund</b>				-	<b>27,584</b>
<b>STUDENT ASSISTANTS AND BENEFITS</b>					
1200		Student Salaries-Regular			139,035
1690		Shrinkage			(634)
1760		State Leave Pymt Assessment			199
1970		Workers Compensation			76
1980		Unemployment Compensation			17
<b>Total Students and Fringe Benefits</b>				-	<b>138,693</b>
<b>Total Students and Fringe Benefits by Fund</b>					
A0003		GU State General Fund		-	(155)
A2000		GU General Fees Fund		-	138,848
<b>Total Students and Fringe Benefits</b>				-	<b>138,693</b>
<b>Total Salaries and Fringe Benefits</b>				-	<b>166,277</b>
<b>Total Salaries and Fringe Benefits by Fund</b>					
A0003		GU State General Fund		-	12,429
A2000		GU General Fees Fund		-	153,848
<b>Total Salaries and Fringe Benefits</b>				-	<b>166,277</b>
<b>OTHER OPERATING EXPENDITURES (OOE)</b>					
7C		Contractual Services			2,089
7F		Commodities			1,250
<b>Total OOE</b>				-	<b>3,339</b>
<b>Total OOE by Fund</b>					
A2000		GU General Fees Fund			3,339
<b>Total OOE by Fund</b>				-	<b>3,339</b>
<b>Total FTE and Expenditures</b>				-	<b>169,616</b>
<b>Total FTE and Expenditures by Fund</b>					
A0003		GU State General Fund		-	12,429
A2000		GU General Fees Fund		-	157,187
<b>Total FTE and Expenditures by Fund</b>				-	<b>169,616</b>

**W.S.U ANNUAL BUDGET**  
**102082 - Academic Affairs Contingency**  
**For Fiscal Year 2025**

Account Code	Position Number	Name or Account Description	Months	2025 Adopted	
				Budget FTE	Amount
<b>USS SALARIES</b>					
<b>1000 USS Salaries-Permanent</b>					
<b>Total USS Salaries</b>				-	-
<b>Total USS Salaries by Fund</b>					
<b>Total USS Salaries by Fund</b>				-	-
<b>UNCLASSIFIED SALARIES</b>					
<b>1100 Unclassified Salaries-Permanent (Including 1105 - Stipend)</b>					
<b>Total Unclassified Salaries</b>				-	-
<b>Total Unclassified Salaries by Fund</b>					
<b>Total Unclassified Salaries by Fund</b>				-	-
<b>STUDENT ASSISTANTS AND BENEFITS</b>					
<b>Total Students and Fringe Benefits</b>				-	-
<b>Total Students and Fringe Benefits by Fund</b>					
<b>Total Students and Fringe Benefits</b>				-	-
<b>Total Salaries and Fringe Benefits</b>				-	-
<b>Total Salaries and Fringe Benefits by Fund</b>					
<b>Total Salaries and Fringe Benefits</b>				-	-
<b>OTHER OPERATING EXPENDITURES (OOE)</b>					
7C Contractual Services				407,235	
<b>Total OOE</b>				<b>407,235</b>	
<b>Total OOE by Fund</b>					
A2000		GU General Fees Fund		407,235	
<b>Total OOE by Fund</b>				<b>407,235</b>	
<b>Total FTE and Expenditures</b>				-	<b>407,235</b>
<b>Total FTE and Expenditures by Fund</b>					
A2000		GU General Fees Fund		-	407,235
<b>Total FTE and Expenditures by Fund</b>				-	<b>407,235</b>

**W.S.U ANNUAL BUDGET**  
**102129 - Cohen Honors College**  
**For Fiscal Year 2025**

Account Code	Position Number	Name or Account Description	Months	2025 Adopted	
				Budget FTE	Amount
<b>USS SALARIES</b>					
<b>1000 USS Salaries-Permanent</b>					
<b>Total USS Salaries</b>				-	-
<b>Total USS Salaries by Fund</b>					
<b>Total USS Salaries by Fund</b>				-	-
<b>UNCLASSIFIED SALARIES</b>					
<b>1100 Unclassified Salaries-Permanent (Including 1105 - Stipend)</b>					
993744		Assistant Teaching Professor and Honors Faculty Fellow Harrison, Kevin	9	1.00	52,000
<i>This position is fully funded from restricted use sources.</i>					
994098		Recruitment and Communications Specialist Vacant		1.00	40,000
994626		Financial Specialist and Academic Program Specialist Vacant		1.00	43,014
994984		Assistant Dean-Honors/Assistant Professor Redger Marquardt, Chelsea	10	0.45	33,830
997440		Director Scholarships and Student Services-Cohen Honors College Myers, Andrew	12	1.00	65,221
998116		Dean, Cohen Honors College & Associate Professor Engber, Kimberly	12	1.00	159,981
998524		Administrative Specialist and Support to Dean Gomez, Griselda	12	1.00	44,408
1110		Uncl-Salaries-Seasonal and Temp			4,631
1115		Unclassified Salaries-Add'l Comp			67,120
1180		Unclassified Salaries-Lecturer			8,000
1140		Grad Assistants-Other			-
<b>Total Unclassified Salaries</b>				<b>6.45</b>	<b>518,205</b>
<b>Total Unclassified Salaries by Fund</b>					
A0003		GU State General Fund		0.45	34,461
A2000		GU General Fees Fund		5.00	352,624
D10240		RU Honors College Dean's Office		1.00	131,120
<b>Total Unclassified Salaries by Fund</b>				<b>6.45</b>	<b>518,205</b>
<b>STUDENT ASSISTANTS AND BENEFITS</b>					
1200		Student Salaries-Regular			10,000
1210		Student Salaries-WS-WSU Match			1,000
1220		Student Sal-Workstudy Federal			-
1690		Shrinkage			(11,201)
1760		State Leave Pymt Assessment			3,734
1830		Regents Retirement			35,921
1850		TIAA Disability			5,060
1911		Medicare			7,423
1912		OASDI			31,727
1750		Dependent Health Insurance			8,750
1950		Single Group Health Insurance			32,443
1970		Workers Compensation			1,420
1980		Unemployment Compensation			311
<b>Total Students and Fringe Benefits</b>					<b>126,588</b>

**W.S.U ANNUAL BUDGET**  
**102129 - Cohen Honors College**  
**For Fiscal Year 2025**

Account Code	Position Number	Name or Account Description	Months	2025 Adopted	
				Budget FTE	Amount
<b>Total Students and Fringe Benefits by Fund</b>					
A0003		GU State General Fund			9,424
A2000		GU General Fees Fund			83,486
D10240		RU Honors College Dean's Office			33,678
R40041		Federal Work Study Program			-
<b>Total Students and Fringe Benefits</b>					<b>126,588</b>
<b>Total Salaries and Fringe Benefits</b>				<b>6.45</b>	<b>644,793</b>
<b>Total Salaries and Fringe Benefits by Fund</b>					
A0003		GU State General Fund		0.45	43,885
A2000		GU General Fees Fund		5.00	436,110
D10240		RU Honors College Dean's Office		1.00	164,798
R40041		Federal Work Study Program		-	-
<b>Total Salaries and Fringe Benefits</b>				<b>6.45</b>	<b>644,793</b>
<b>OTHER OPERATING EXPENDITURES (OOE)</b>					
7C		Contractual Services			32,351
7F		Commodities			4,150
7H		Capital Outlay			2,400
7L		Grants Claims & Shared Revenue			2,000
<b>Total OOE</b>					<b>40,901</b>
<b>Total OOE by Fund</b>					
A2000		GU General Fees Fund			19,136
D10240		RU Honors College Dean's Office			21,765
<b>Total OOE by Fund</b>					<b>40,901</b>
<b>Total FTE and Expenditures</b>				<b>6.45</b>	<b>685,694</b>
<b>Total FTE and Expenditures by Fund</b>					
A0003		GU State General Fund		0.45	43,885
A2000		GU General Fees Fund		5.00	455,246
D10240		RU Honors College Dean's Office		1.00	186,563
R40041		Federal Work Study Program		-	-
<b>Total FTE and Expenditures by Fund</b>				<b>6.45</b>	<b>685,694</b>



**W.S.U ANNUAL BUDGET**  
**102130 - Academic Affairs Instruction**  
**For Fiscal Year 2025**

Account Code	Position Number	Name or Account Description	Months	2025 Adopted	
				Budget FTE	Amount
<b>USS SALARIES</b>					
<b>1000 USS Salaries-Permanent</b>					
<b>Total USS Salaries</b>				-	-
<b>Total USS Salaries by Fund</b>					
<b>Total USS Salaries by Fund</b>				-	-
<b>UNCLASSIFIED SALARIES</b>					
<b>1100 Unclassified Salaries-Permanent (Including 1105 - Stipend)</b>					
<b>Total Unclassified Salaries</b>				-	-
<b>Total Unclassified Salaries by Fund</b>					
<b>Total Unclassified Salaries by Fund</b>				-	-
<b>STUDENT ASSISTANTS AND BENEFITS</b>					
<b>Total Students and Fringe Benefits</b>				-	-
<b>Total Students and Fringe Benefits by Fund</b>					
<b>Total Students and Fringe Benefits</b>				-	-
<b>Total Salaries and Fringe Benefits</b>				-	-
<b>Total Salaries and Fringe Benefits by Fund</b>					
<b>Total Salaries and Fringe Benefits</b>				-	-
<b>OTHER OPERATING EXPENDITURES (OOE)</b>					
7C Contractual Services				143,558	
<b>Total OOE</b>				<b>143,558</b>	
<b>Total OOE by Fund</b>					
A2000		GU General Fees Fund		143,558	
<b>Total OOE by Fund</b>				<b>143,558</b>	
<b>Total FTE and Expenditures</b>				-	<b>143,558</b>
<b>Total FTE and Expenditures by Fund</b>					
A2000		GU General Fees Fund		-	143,558
<b>Total FTE and Expenditures by Fund</b>				-	<b>143,558</b>

**W.S.U ANNUAL BUDGET  
102139 - Career Development  
For Fiscal Year 2025**

Account Code	Position Number	Name or Account Description	Months	2025 Adopted	
				Budget FTE	Amount
<b>USS SALARIES</b>					
<b>1000 USS Salaries-Permanent</b>					
<b>Total USS Salaries</b>				-	-
<b>Total USS Salaries by Fund</b>					
<b>Total USS Salaries by Fund</b>				-	-
<b>UNCLASSIFIED SALARIES</b>					
<b>1100 Unclassified Salaries-Permanent (Including 1105 - Stipend)</b>					
991080		Manager Career Development Mathews, Sarah	12	1.00	67,292
992007		Program Specialist, Career Development Vacant		1.00	45,000
994454		Events Coordinator Godderz, Lori	12	1.00	43,555
994530		Career Coach Evans, Aaron	12	1.00	45,804
994957		Career Coach Vacant <i>This position is fully funded from restricted use sources.</i>		1.00	45,804
996939		Multimedia Coordinator Roberts, Hannah	12	1.00	42,608
997647		Assistant Director Career Development Communications and Marketin Kufahl, Kimberly <i>\$8,718 of this position is funded from restricted use sources.</i>	12	0.75	45,126
997665		Career Coach Valentine, Rachel	12	1.00	45,804
998510		Director Career Development Muzzy, Sara	12	1.00	88,284
998543		Career Coach Shorte', Torisha	12	1.00	46,587
998699		Manager Operations Robertson, Teri <i>\$13,500 of this position is funded from restricted use sources.</i>	12	1.00	60,499
999993		Administrative Assistant Slaughter, Connie	12	1.00	34,299
<b>Total Unclassified Salaries</b>				<b>11.75</b>	<b>610,662</b>
<b>Total Unclassified Salaries by Fund</b>					
A0003		GU State General Fund		8.38	432,741
A2000		GU General Fees Fund		2.00	109,900
D10017		RU Career Development		1.00	45,804
R40041		Federal Work Study Program		0.37	22,218
<b>Total Unclassified Salaries by Fund</b>				<b>11.75</b>	<b>610,662</b>

**W.S.U ANNUAL BUDGET**  
**102139 - Career Development**  
**For Fiscal Year 2025**

Account Code	Position Number	Name or Account Description	Months	2025 Adopted	
				Budget FTE	Amount
<b>STUDENT ASSISTANTS AND BENEFITS</b>					
1200		Student Salaries-Regular			15,626
1210		Student Salaries-WS-WSU Match			-
1690		Shrinkage			(16,808)
1760		State Leave Pymt Assessment			4,402
1810		KPERS Retirement			4,975
1830		Regents Retirement			40,491
1850		TIAA Disability			6,113
1911		Medicare			8,551
1912		OASDI			36,539
1750		Dependent Health Insurance			20,958
1950		Single Group Health Insurance			82,858
1970		Workers Compensation			1,676
1980		Unemployment Compensation			361
<b>Total Students and Fringe Benefits</b>					<b>205,742</b>
<b>Total Students and Fringe Benefits by Fund</b>					
A0003		GU State General Fund			138,051
A2000		GU General Fees Fund			55,026
D10017		RU Career Development			4,448
R40041		Federal Work Study Program			8,216
<b>Total Students and Fringe Benefits</b>					<b>205,742</b>
<b>Total Salaries and Fringe Benefits</b>				<b>11.75</b>	<b>816,404</b>
<b>Total Salaries and Fringe Benefits by Fund</b>					
A0003		GU State General Fund		8.38	570,792
A2000		GU General Fees Fund		2.00	164,926
D10017		RU Career Development		1.00	50,252
R40041		Federal Work Study Program		0.37	30,434
<b>Total Salaries and Fringe Benefits</b>				<b>11.75</b>	<b>816,404</b>
<b>OTHER OPERATING EXPENDITURES (OOE)</b>					
7C		Contractual Services			32,316
7F		Commodities			3,900
7H		Capital Outlay			6,000
<b>Total OOE</b>					<b>42,216</b>
<b>Total OOE by Fund</b>					
A2000		GU General Fees Fund			35,000
R40041		Federal Work Study Program			7,216
<b>Total OOE by Fund</b>					<b>42,216</b>
<b>Total FTE and Expenditures</b>				<b>11.75</b>	<b>858,620</b>
<b>Total FTE and Expenditures by Fund</b>					
A0003		GU State General Fund		8.38	570,792
A2000		GU General Fees Fund		2.00	199,926
D10017		RU Career Development		1.00	50,252
R40041		Federal Work Study Program		0.37	37,650
<b>Total FTE and Expenditures by Fund</b>				<b>11.75</b>	<b>858,620</b>

**W.S.U ANNUAL BUDGET**  
**102602 - WSU West**  
**For Fiscal Year 2025**

Account Code	Position Number	Name or Account Description	Months	2025 Adopted	
				Budget FTE	Amount
<b>USS SALARIES</b>					
<b>1000 USS Salaries-Permanent</b>					
<b>Total USS Salaries</b>				-	-
<b>Total USS Salaries by Fund</b>					
<b>Total USS Salaries by Fund</b>				-	-
<b>UNCLASSIFIED SALARIES</b>					
<b>1100 Unclassified Salaries-Permanent (Including 1105 - Stipend)</b>					
994143		Director WSU West Iacopelli, Augustine	12	1.00	56,142
995567		Administrative Assistant Kaul, Helena	12	1.00	34,320
996862		Assistant Director Robinson, Michelle	12	1.00	43,223
					<i>\$2,589 of this position is funded from restricted use sources.</i>
1110		Uncl-Salaries-Seasonal and Temp			344,776
<b>Total Unclassified Salaries</b>				<b>3.00</b>	<b>478,461</b>
<b>Total Unclassified Salaries by Fund</b>					
A0003		GU State General Fund		-	744
A2000		GU General Fees Fund		2.94	475,128
D10021		RU WSU West		0.06	2,589
<b>Total Unclassified Salaries by Fund</b>				<b>3.00</b>	<b>478,461</b>
<b>STUDENT ASSISTANTS AND BENEFITS</b>					
1200		Student Salaries-Regular			8,852
1210		Student Salaries-WS-WSU Match			-
1220		Student Sal-Workstudy Federal			-
1690		Shrinkage			(12,494)
1760		State Leave Pymt Assessment			3,449
1830		Regents Retirement			11,366
1850		TIAA Disability			1,339
1911		Medicare			6,930
1912		OASDI			29,623
1950		Single Group Health Insurance			18,801
1970		Workers Compensation			1,310
1980		Unemployment Compensation			290
<b>Total Students and Fringe Benefits</b>					<b>69,466</b>
<b>Total Students and Fringe Benefits by Fund</b>					
A0003		GU State General Fund			8,902
A2000		GU General Fees Fund			59,526
D10021		RU WSU West			1,038
R40041		Federal Work Study Program			-
<b>Total Students and Fringe Benefits</b>					<b>69,466</b>
<b>Total Salaries and Fringe Benefits</b>				<b>3.00</b>	<b>547,927</b>
<b>Total Salaries and Fringe Benefits by Fund</b>					
A0003		GU State General Fund		-	9,646
A2000		GU General Fees Fund		2.94	534,654
D10021		RU WSU West		0.06	3,627
R40041		Federal Work Study Program		-	-
<b>Total Salaries and Fringe Benefits</b>				<b>3.00</b>	<b>547,927</b>

**W.S.U ANNUAL BUDGET**  
**102602 - WSU West**  
**For Fiscal Year 2025**

Account Code	Position Number	Name or Account Description	Months	2025 Adopted	
				Budget FTE	Amount
<b>OTHER OPERATING EXPENDITURES (OOE)</b>					
	7C	Contractual Services			8,650
	7F	Commodities			1,500
	7H	Capital Outlay			3,520
	7V	Miscellaneous Non Expense			100
		<b>Total OOE</b>			<b>13,770</b>
<b>Total OOE by Fund</b>					
	A2000	GU General Fees Fund			13,570
	D10021	RU WSU West			200
		<b>Total OOE by Fund</b>			<b>13,770</b>
<b>Total FTE and Expenditures</b>				<b>3.00</b>	<b>561,697</b>
<b>Total FTE and Expenditures by Fund</b>					
	A0003	GU State General Fund		-	9,646
	A2000	GU General Fees Fund		2.94	548,224
	D10021	RU WSU West		0.06	3,827
	R40041	Federal Work Study Program		-	-
		<b>Total FTE and Expenditures by Fund</b>		<b>3.00</b>	<b>561,697</b>

**W.S.U ANNUAL BUDGET  
102607 - WSU Old Town  
For Fiscal Year 2025**

Account Code	Position Number	Name or Account Description	Months	2025 Adopted	
				Budget FTE	Amount
<b>USS SALARIES</b>					
<b>1000 USS Salaries-Permanent</b>					
<b>Total USS Salaries</b>				-	-
<b>Total USS Salaries by Fund</b>					
<b>Total USS Salaries by Fund</b>				-	-
<b>UNCLASSIFIED SALARIES</b>					
<b>1100 Unclassified Salaries-Permanent (Including 1105 - Stipend)</b>					
994100		Director of WSU Old Town and WSU Haysville Yeung, Michael	12	1.00	59,172
994995		Office Coordinator Oller, Alisa	12	1.00	40,456
998984		Administrative Specialist Shuff, Kayla	12	1.00	34,653
1110		Uncl-Salaries-Seasonal and Temp			151,678
<b>Total Unclassified Salaries</b>				<b>3.00</b>	<b>285,959</b>
<b>Total Unclassified Salaries by Fund</b>					
A0003		GU State General Fund		2.00	75,109
A2000		GU General Fees Fund		1.00	210,850
D10854		RU WSU South		-	-
<b>Total Unclassified Salaries by Fund</b>				<b>3.00</b>	<b>285,959</b>
<b>STUDENT ASSISTANTS AND BENEFITS</b>					
1200		Student Salaries-Regular			7,266
1210		Student Salaries-WS-WSU Match			3,734
1220		Student Sal-Workstudy Federal			-
1690		Shrinkage			(7,804)
1760		State Leave Pymt Assessment			2,062
1830		Regents Retirement			11,415
1850		TIAA Disability			1,344
1911		Medicare			4,122
1912		OASDI			17,620
1950		Single Group Health Insurance			18,800
1970		Workers Compensation			783
1980		Unemployment Compensation			172
<b>Total Students and Fringe Benefits</b>					<b>59,514</b>
<b>Total Students and Fringe Benefits by Fund</b>					
A0003		GU State General Fund			31,767
A2000		GU General Fees Fund			27,747
D10854		RU WSU South			-
R40041		Federal Work Study Program			-
<b>Total Students and Fringe Benefits</b>					<b>59,514</b>
<b>Total Salaries and Fringe Benefits</b>				<b>3.00</b>	<b>345,473</b>
<b>Total Salaries and Fringe Benefits by Fund</b>					
A0003		GU State General Fund		2.00	106,876
A2000		GU General Fees Fund		1.00	238,597
D10854		RU WSU South		-	-
R40041		Federal Work Study Program		-	-
<b>Total Salaries and Fringe Benefits</b>				<b>3.00</b>	<b>345,473</b>
<b>OTHER OPERATING EXPENDITURES (OOE)</b>					

**W.S.U ANNUAL BUDGET  
102607 - WSU Old Town  
For Fiscal Year 2025**

Account Code	Position Number	Name or Account Description	Months	2025 Adopted	
				Budget FTE	Amount
	7C	Contractual Services			11,113
	7F	Commodities			4,600
	7H	Capital Outlay			5,700
		<b>Total OOE</b>			<b>21,413</b>
<b>Total OOE by Fund</b>					
	A2000	GU General Fees Fund			21,413
		<b>Total OOE by Fund</b>			<b>21,413</b>
		<b>Total FTE and Expenditures</b>		<b>3.00</b>	<b>366,886</b>
<b>Total FTE and Expenditures by Fund</b>					
	A0003	GU State General Fund		2.00	106,876
	A2000	GU General Fees Fund		1.00	260,010
	D10854	RU WSU South		-	-
	R40041	Federal Work Study Program		-	-
		<b>Total FTE and Expenditures by Fund</b>		<b>3.00</b>	<b>366,886</b>

**W.S.U ANNUAL BUDGET  
102407 - WSU Haysville  
For Fiscal Year 2025**

Account Code	Position Number	Name or Account Description	Months	2025 Adopted	
				Budget FTE	Amount
<b>USS SALARIES</b>					
<b>1000 USS Salaries-Permanent</b>					
<b>Total USS Salaries</b>				-	-
<b>Total USS Salaries by Fund</b>					
<b>Total USS Salaries by Fund</b>				-	-
<b>UNCLASSIFIED SALARIES</b>					
<b>1100 Unclassified Salaries-Permanent (Including 1105 - Stipend)</b>					
	993083	Administrative Specialist Sporleder, Jayla	12	0.50	18,824
<b>Total Unclassified Salaries</b>				<b>0.50</b>	<b>18,824</b>
<b>Total Unclassified Salaries by Fund</b>					
A2000		GU General Fees Fund		0.50	18,824
<b>Total Unclassified Salaries by Fund</b>				<b>0.50</b>	<b>18,824</b>
<b>STUDENT ASSISTANTS AND BENEFITS</b>					
1200		Student Salaries-Regular			3,500
1690		Shrinkage			(508)
1760		State Leave Pymt Assessment			136
1830		Regents Retirement			1,601
1850		TIAA Disability			189
1911		Medicare			273
1912		OASDI			1,168
1950		Single Group Health Insurance			-
1970		Workers Compensation			52
1980		Unemployment Compensation			12
<b>Total Students and Fringe Benefits</b>					<b>6,423</b>
<b>Total Students and Fringe Benefits by Fund</b>					
A2000		GU General Fees Fund			2,923
D11335		RU WSU Haysville			3,500
<b>Total Students and Fringe Benefits</b>					<b>6,423</b>
<b>Total Salaries and Fringe Benefits</b>				<b>0.50</b>	<b>25,247</b>
<b>Total Salaries and Fringe Benefits by Fund</b>					
A2000		GU General Fees Fund		0.50	21,747
D11335		RU WSU Haysville		-	3,500
<b>Total Salaries and Fringe Benefits</b>				<b>0.50</b>	<b>25,247</b>
<b>OTHER OPERATING EXPENDITURES (OOE)</b>					
7C		Contractual Services			3,467
7F		Commodities			350
<b>Total OOE</b>					<b>3,817</b>
<b>Total OOE by Fund</b>					
A2000		GU General Fees Fund			731
D11335		RU WSU Haysville			3,086
<b>Total OOE by Fund</b>					<b>3,817</b>
<b>Total FTE and Expenditures</b>				<b>0.50</b>	<b>29,064</b>
<b>Total FTE and Expenditures by Fund</b>					
A2000		GU General Fees Fund		0.50	22,478
D11335		RU WSU Haysville		-	6,586
<b>Total FTE and Expenditures by Fund</b>				<b>0.50</b>	<b>29,064</b>



**W.S.U ANNUAL BUDGET**  
**102412 - McConnell**  
**For Fiscal Year 2025**

Account Code	Position Number	Name or Account Description	Months	2025 Adopted	
				Budget FTE	Amount
<b>USS SALARIES</b>					
<b>1000 USS Salaries-Permanent</b>					
<b>Total USS Salaries</b>				-	-
<b>Total USS Salaries by Fund</b>					
<b>Total USS Salaries by Fund</b>				-	-
<b>UNCLASSIFIED SALARIES</b>					
<b>1100 Unclassified Salaries-Permanent (Including 1105 - Stipend)</b>					
993529		Military Education Specialist Beat, Deborah	12	1.00	51,763
<i>This position is fully funded from restricted use sources.</i>					
<b>Total Unclassified Salaries</b>				<b>1.00</b>	<b>51,763</b>
<b>Total Unclassified Salaries by Fund</b>					
D11400		RU McConnell		1.00	51,763
<b>Total Unclassified Salaries by Fund</b>				<b>1.00</b>	<b>51,763</b>
<b>STUDENT ASSISTANTS AND BENEFITS</b>					
1200		Student Salaries-Regular			15,000
1760		State Leave Pymt Assessment			373
1830		Regents Retirement			4,400
1850		TIAA Disability			518
1911		Medicare			748
1912		OASDI			3,195
1970		Workers Compensation			142
1980		Unemployment Compensation			31
<b>Total Students and Fringe Benefits</b>					<b>24,407</b>
<b>Total Students and Fringe Benefits by Fund</b>					
D11400		RU McConnell			24,407
<b>Total Students and Fringe Benefits</b>					<b>24,407</b>
<b>Total Salaries and Fringe Benefits</b>				<b>1.00</b>	<b>76,170</b>
<b>Total Salaries and Fringe Benefits by Fund</b>					
D11400		RU McConnell		1.00	76,170
<b>Total Salaries and Fringe Benefits</b>				<b>1.00</b>	<b>76,170</b>
<b>OTHER OPERATING EXPENDITURES (OOE)</b>					
7C		Contractual Services			6,200
7F		Commodities			593
<b>Total OOE</b>					<b>6,793</b>
<b>Total OOE by Fund</b>					
D11400		RU McConnell			6,793
<b>Total OOE by Fund</b>					<b>6,793</b>
<b>Total FTE and Expenditures</b>				<b>1.00</b>	<b>82,963</b>
<b>Total FTE and Expenditures by Fund</b>					
D11400		RU McConnell		1.00	82,963
<b>Total FTE and Expenditures by Fund</b>				<b>1.00</b>	<b>82,963</b>

**W.S.U ANNUAL BUDGET  
102379 - Innovation and Design  
For Fiscal Year 2025**

Account Code	Position Number	Name or Account Description	Months	2025 Adopted	
				Budget FTE	Amount
<b>USS SALARIES</b>					
<b>1000 USS Salaries-Permanent</b>					
<b>Total USS Salaries</b>				-	-
<b>Total USS Salaries by Fund</b>					
<b>Total USS Salaries by Fund</b>				-	-
<b>UNCLASSIFIED SALARIES</b>					
<b>1100 Unclassified Salaries-Permanent (Including 1105 - Stipend)</b>					
991661		Administrative Specialist Venezia, Carrie	12	1.00	46,634
993438		Director and Assistant Dean Innovation and Design Stucky, Douglas	12	1.00	87,998
993964		Design Educator and Marketing and Communication Manager Waits, Kristyn	12	1.00	81,646
996907		Assistant Director, Office of Innovation and Design Wilson, JaNeshia <i>This position is fully funded from restricted use sources.</i>	12	1.00	70,689
997725		Manager Sustainability and Innovation Technology Development, Assi Educator Schoonover, Maggie	12	1.00	81,547
998412		Dean, College of Innovation and Design and Professor, Executive Director Innovation and New Ventures, Katherine & Edith Erker Faculty of Distinction, Director, Human Performance Lab Patterson, Jeremy <i>\$12,631 of this position is funded from restricted use sources.</i>	12	1.00	187,662
1110		Uncl-Salaries-Seasonal and Temp			1,504
<b>Total Unclassified Salaries</b>				<b>6.00</b>	<b>557,680</b>
<b>Total Unclassified Salaries by Fund</b>					
A0003		GU State General Fund		0.86	160,627
A2000		GU General Fees Fund		4.00	299,329
R10632		Erker Fac of Dist Match-Salary		0.07	12,631
D11188		RU Innovation and Design		1.08	85,093
D11648		SRO Interdisciplinary Innovations		-	-
<b>Total Unclassified Salaries by Fund</b>				<b>6.00</b>	<b>557,680</b>
<b>STUDENT ASSISTANTS AND BENEFITS</b>					
1690		Shrinkage			(13,374)
1760		State Leave Pymt Assessment			4,019
1830		Regents Retirement			47,278
1850		TIAA Disability			5,566
1911		Medicare			7,832
1912		OASDI			32,514
1750		Dependent Health Insurance			8,750
1950		Single Group Health Insurance			47,001
1970		Workers Compensation			1,528
1980		Unemployment Compensation			327
<b>Total Students and Fringe Benefits</b>					<b>141,441</b>
<b>Total Students and Fringe Benefits by Fund</b>					
A0003		GU State General Fund			31,919
A2000		GU General Fees Fund			81,188

**W.S.U ANNUAL BUDGET**  
**102379 - Innovation and Design**  
**For Fiscal Year 2025**

Account Code	Position Number	Name or Account Description	Months	2025 Adopted	
				Budget FTE	Amount
R10632		Erker Fac of Dist Match-Salary			2,866
D11188		RU Innovation and Design			25,468
D11648		SRO Interdisciplinary Innovations			-
<b>Total Students and Fringe Benefits</b>					<b>141,441</b>
<b>Total Salaries and Fringe Benefits</b>				<b>6.00</b>	<b>699,121</b>
<b>Total Salaries and Fringe Benefits by Fund</b>					
A0003		GU State General Fund		0.86	192,546
A2000		GU General Fees Fund		4.00	380,517
R10632		Erker Fac of Dist Match-Salary		0.07	15,497
D11188		RU Innovation and Design		1.08	110,561
D11648		SRO Interdisciplinary Innovations		-	-
<b>Total Salaries and Fringe Benefits</b>				<b>6.00</b>	<b>699,121</b>
<b>OTHER OPERATING EXPENDITURES (OOE)</b>					
7C		Contractual Services			6,350
7F		Commodities			1,303
7H		Capital Outlay			-
7L		Grants Claims & Shared Revenue			-
<b>Total OOE</b>					<b>7,653</b>
<b>Total OOE by Fund</b>					
A2000		GU General Fees Fund			2,703
D11188		RU Innovation and Design			4,950
<b>Total OOE by Fund</b>					<b>7,653</b>
<b>Total FTE and Expenditures</b>				<b>6.00</b>	<b>706,774</b>
<b>Total FTE and Expenditures by Fund</b>					
A0003		GU State General Fund		0.86	192,546
A2000		GU General Fees Fund		4.00	383,220
R10632		Erker Fac of Dist Match-Salary		0.07	15,497
D11188		RU Innovation and Design		1.08	115,511
D11648		SRO Interdisciplinary Innovations		-	-
<b>Total FTE and Expenditures by Fund</b>				<b>6.00</b>	<b>706,774</b>

**W.S.U ANNUAL BUDGET**  
**102609 - Career Develop Center-Career Events**  
**For Fiscal Year 2025**

Account Code	Position Number	Name or Account Description	Months	2025 Adopted	
				Budget FTE	Amount
<b>USS SALARIES</b>					
<b>1000 USS Salaries-Permanent</b>					
<b>Total USS Salaries</b>				-	-
<b>Total USS Salaries by Fund</b>					
<b>Total USS Salaries by Fund</b>				-	-
<b>UNCLASSIFIED SALARIES</b>					
<b>1100 Unclassified Salaries-Permanent (Including 1105 - Stipend)</b>					
<b>Total Unclassified Salaries</b>				-	-
<b>Total Unclassified Salaries by Fund</b>					
<b>Total Unclassified Salaries by Fund</b>				-	-
<b>STUDENT ASSISTANTS AND BENEFITS</b>					
1200		Student Salaries-Regular			-
1220		Student Sal-Workstudy Federal			-
<b>Total Students and Fringe Benefits</b>				-	-
<b>Total Students and Fringe Benefits by Fund</b>					
D10781		RU Career Develop - Career Events			-
R40041		Federal Work Study Program			-
<b>Total Students and Fringe Benefits</b>				-	-
<b>Total Salaries and Fringe Benefits</b>				-	-
<b>Total Salaries and Fringe Benefits by Fund</b>					
D10781		RU Career Develop - Career Events		-	-
R40041		Federal Work Study Program		-	-
<b>Total Salaries and Fringe Benefits</b>				-	-
<b>OTHER OPERATING EXPENDITURES (OOE)</b>					
7C		Contractual Services			35,000
7F		Commodities			-
<b>Total OOE</b>				-	<b>35,000</b>
<b>Total OOE by Fund</b>					
D10781		RU Career Develop - Career Events			35,000
<b>Total OOE by Fund</b>				-	<b>35,000</b>
<b>Total FTE and Expenditures</b>				-	<b>35,000</b>
<b>Total FTE and Expenditures by Fund</b>					
D10781		RU Career Develop - Career Events		-	35,000
R40041		Federal Work Study Program		-	-
<b>Total FTE and Expenditures by Fund</b>				-	<b>35,000</b>

**W.S.U ANNUAL BUDGET**  
**102608 - Office of Adult Learning**  
**For Fiscal Year 2025**

Account Code	Position Number	Name or Account Description	Months	2025 Adopted	
				Budget FTE	Amount
<b>USS SALARIES</b>					
<b>1000 USS Salaries-Permanent</b>					
<b>Total USS Salaries</b>				-	-
<b>Total USS Salaries by Fund</b>					
<b>Total USS Salaries by Fund</b>				-	-
<b>UNCLASSIFIED SALARIES</b>					
<b>1100 Unclassified Salaries-Permanent (Including 1105 - Stipend)</b>					
	997479	Success Coach Bentley, Suzanne	12	1.00	47,622
	998867	Associate Director Student Engagement O'Neal, Pamela	12	1.00	58,600
	1140	Grad Assistants-Other			-
<b>Total Unclassified Salaries</b>				<b>2.00</b>	<b>106,222</b>
<b>Total Unclassified Salaries by Fund</b>					
	A0003	GU State General Fund		1.00	47,622
	A2000	GU General Fees Fund		1.00	58,600
<b>Total Unclassified Salaries by Fund</b>				<b>2.00</b>	<b>106,222</b>
<b>STUDENT ASSISTANTS AND BENEFITS</b>					
	1200	Student Salaries-Regular			30,038
	1210	Student Salaries-WS-WSU Match			2,607
	1690	Shrinkage			(3,291)
	1760	State Leave Pymt Assessment			765
	1830	Regents Retirement			9,029
	1850	TIAA Disability			1,063
	1911	Medicare			1,531
	1912	OASDI			6,542
	1950	Single Group Health Insurance			18,800
	1970	Workers Compensation			291
	1980	Unemployment Compensation			64
<b>Total Students and Fringe Benefits</b>					<b>67,439</b>
<b>Total Students and Fringe Benefits by Fund</b>					
	A0003	GU State General Fund			16,574
	A2000	GU General Fees Fund			50,865
<b>Total Students and Fringe Benefits</b>					<b>67,439</b>
<b>Total Salaries and Fringe Benefits</b>				<b>2.00</b>	<b>173,661</b>
<b>Total Salaries and Fringe Benefits by Fund</b>					
	A0003	GU State General Fund		1.00	64,196
	A2000	GU General Fees Fund		1.00	109,465
<b>Total Salaries and Fringe Benefits</b>				<b>2.00</b>	<b>173,661</b>
<b>OTHER OPERATING EXPENDITURES (OOE)</b>					
	7C	Contractual Services			13,404
	7F	Commodities			10,400
	7H	Capital Outlay			1,100
<b>Total OOE</b>					<b>24,904</b>
<b>Total OOE by Fund</b>					
	A2000	GU General Fees Fund			24,904
<b>Total OOE by Fund</b>					<b>24,904</b>

**W.S.U ANNUAL BUDGET**  
**102608 - Office of Adult Learning**  
**For Fiscal Year 2025**

Account Code	Position Number	Name or Account Description	Months	2025 Adopted	
				Budget FTE	Amount
<b>Total FTE and Expenditures</b>				<b>2.00</b>	<b>198,565</b>
<b>Total FTE and Expenditures by Fund</b>					
A0003		GU State General Fund		1.00	64,196
A2000		GU General Fees Fund		1.00	134,369
<b>Total FTE and Expenditures by Fund</b>				<b>2.00</b>	<b>198,565</b>

**W.S.U ANNUAL BUDGET  
102611 - Online Education  
For Fiscal Year 2025**

Account Code	Position Number	Name or Account Description	Months	2025 Adopted	
				Budget FTE	Amount
<b>USS SALARIES</b>					
<b>1000 USS Salaries-Permanent</b>					
<b>Total USS Salaries</b>				-	-
<b>Total USS Salaries by Fund</b>					
<b>Total USS Salaries by Fund</b>				-	-
<b>UNCLASSIFIED SALARIES</b>					
<b>1100 Unclassified Salaries-Permanent (Including 1105 - Stipend)</b>					
991487		Director, Academic Advising Johnston, Jacquelyn <i>This position is fully funded from restricted use sources.</i>	12	1.00	61,170
992064		Project Manager Moore, Taylor <i>This position is fully funded from restricted use sources.</i>	12	1.00	68,144
993950		Associate Director Enrollment and Retention Anderson, Amber <i>This position is fully funded from restricted use sources.</i>	12	1.00	58,108
993978		Assistant Vice President Student Success and Persistence and Interim Director of Online and Adult Learning Bruner, Brett <i>This position is fully funded from restricted use sources.</i>	12	0.13	17,005
994477		Instructional Design Specialist Vacant <i>This position is fully funded from restricted use sources.</i>		1.00	52,932
996277		Academic Advising Coordinator Allen, Brooke <i>This position is fully funded from restricted use sources.</i>	12	1.00	47,000
996653		Admissions Evaluator Larrison, Savana <i>This position is fully funded from restricted use sources.</i>	12	1.00	36,878
996749		Admissions Evaluator and Recruiter Goering, Calvin <i>This position is fully funded from restricted use sources.</i>	12	1.00	38,397
997160		Academic Advisor Sandlin, John <i>This position is fully funded from restricted use sources.</i>	12	1.00	47,865
998011		Business Technology Analyst Morriss, Patricia <i>This position is fully funded from restricted use sources.</i>	12	1.00	65,860
998272		Executive Director Online Learning Vacant <i>This position is fully funded from restricted use sources.</i>		1.00	20,000
998626		Educational Accessibility Specialist, Senior Merchant, Heather <i>This position is fully funded from restricted use sources.</i>	12	1.00	51,763

**W.S.U ANNUAL BUDGET  
102611 - Online Education  
For Fiscal Year 2025**

Account Code	Position Number	Name or Account Description	Months	2025 Adopted	
				Budget FTE	Amount
	998698	Academic Advisor Woods, Nichole <i>This position is fully funded from restricted use sources.</i>	12	1.00	41,410
	998735	Recruitment Coordinator Wilson, Noelle <i>This position is fully funded from restricted use sources.</i>	12	1.00	43,481
	999085	Academic Advisor Sowa, Tiffany <i>This position is fully funded from restricted use sources.</i>	12	1.00	46,965
	999228	Academic Advisor Vacant <i>This position is fully funded from restricted use sources.</i>		1.00	44,075
	1140	Grad Assistants-Other			24,000
		<b>Total Unclassified Salaries</b>		<b>15.13</b>	<b>765,053</b>
		<b>Total Unclassified Salaries by Fund</b>			
	D10680	RU Online Education		15.13	765,053
		<b>Total Unclassified Salaries by Fund</b>		<b>15.13</b>	<b>765,053</b>
<b>STUDENT ASSISTANTS AND BENEFITS</b>					
	1200	Student Salaries-Regular			5,000
	1760	State Leave Pymt Assessment			5,518
	1830	Regents Retirement			53,051
	1850	TIAA Disability			7,417
	1911	Medicare			10,545
	1912	OASDI			45,063
	1750	Dependent Health Insurance			21,875
	1752	Healthy Kids Health Insurance			1,726
	1950	Single Group Health Insurance			104,616
	1970	Workers Compensation			2,098
	1980	Unemployment Compensation			458
		<b>Total Students and Fringe Benefits</b>			<b>257,367</b>
		<b>Total Students and Fringe Benefits by Fund</b>			
	D10680	RU Online Education			257,367
		<b>Total Students and Fringe Benefits</b>			<b>257,367</b>
		<b>Total Salaries and Fringe Benefits</b>		<b>15.13</b>	<b>1,022,420</b>
		<b>Total Salaries and Fringe Benefits by Fund</b>			
	D10680	RU Online Education		15.13	1,022,420
		<b>Total Salaries and Fringe Benefits</b>		<b>15.13</b>	<b>1,022,420</b>
<b>OTHER OPERATING EXPENDITURES (OOE)</b>					
	7C	Contractual Services			1,496,636
	7F	Commodities			3,200
	7H	Capital Outlay			1,500
		<b>Total OOE</b>			<b>1,501,336</b>
		<b>Total OOE by Fund</b>			
	D10680	RU Online Education			1,501,336
		<b>Total OOE by Fund</b>			<b>1,501,336</b>
		<b>Total FTE and Expenditures</b>		<b>15.13</b>	<b>2,523,756</b>
		<b>Total FTE and Expenditures by Fund</b>			
	D10680	RU Online Education		15.13	2,523,756
		<b>Total FTE and Expenditures by Fund</b>		<b>15.13</b>	<b>2,523,756</b>



**W.S.U ANNUAL BUDGET  
102398 - Market Based Tuition  
For Fiscal Year 2025**

Account Code	Position Number	Name or Account Description	Months	2025 Adopted	
				Budget FTE	Amount
<b>USS SALARIES</b>					
<b>1000 USS Salaries-Permanent</b>					
<b>Total USS Salaries</b>				-	-
<b>Total USS Salaries by Fund</b>					
<b>Total USS Salaries by Fund</b>				-	-
<b>UNCLASSIFIED SALARIES</b>					
<b>1100 Unclassified Salaries-Permanent (Including 1105 - Stipend)</b>					
<b>Total Unclassified Salaries</b>				-	-
<b>Total Unclassified Salaries by Fund</b>					
<b>Total Unclassified Salaries by Fund</b>				-	-
<b>STUDENT ASSISTANTS AND BENEFITS</b>					
<b>Total Students and Fringe Benefits</b>				-	-
<b>Total Students and Fringe Benefits by Fund</b>					
<b>Total Students and Fringe Benefits</b>				-	-
<b>Total Salaries and Fringe Benefits</b>				-	-
<b>Total Salaries and Fringe Benefits by Fund</b>					
<b>Total Salaries and Fringe Benefits</b>				-	-
<b>OTHER OPERATING EXPENDITURES (OOE)</b>					
7C Contractual Services				310,000	
<b>Total OOE</b>				<b>310,000</b>	
<b>Total OOE by Fund</b>					
A2000		GU General Fees Fund		310,000	
<b>Total OOE by Fund</b>				<b>310,000</b>	
<b>Total FTE and Expenditures</b>				-	<b>310,000</b>
<b>Total FTE and Expenditures by Fund</b>					
A2000		GU General Fees Fund		-	310,000
<b>Total FTE and Expenditures by Fund</b>				-	<b>310,000</b>

**W.S.U ANNUAL BUDGET**  
**102405 - Badges Tuition**  
**For Fiscal Year 2025**

Account Code	Position Number	Name or Account Description	Months	2025 Adopted	
				Budget FTE	Amount
<b>USS SALARIES</b>					
<b>1000 USS Salaries-Permanent</b>					
<b>Total USS Salaries</b>				-	-
<b>Total USS Salaries by Fund</b>					
<b>Total USS Salaries by Fund</b>				-	-
<b>UNCLASSIFIED SALARIES</b>					
<b>1100 Unclassified Salaries-Permanent (Including 1105 - Stipend)</b>					
<b>Total Unclassified Salaries</b>				-	-
<b>Total Unclassified Salaries by Fund</b>					
<b>Total Unclassified Salaries by Fund</b>				-	-
<b>STUDENT ASSISTANTS AND BENEFITS</b>					
<b>Total Students and Fringe Benefits</b>				-	-
<b>Total Students and Fringe Benefits by Fund</b>					
<b>Total Students and Fringe Benefits</b>				-	-
<b>Total Salaries and Fringe Benefits</b>				-	-
<b>Total Salaries and Fringe Benefits by Fund</b>					
<b>Total Salaries and Fringe Benefits</b>				-	-
<b>OTHER OPERATING EXPENDITURES (OOE)</b>					
7C Contractual Services				20,000	
<b>Total OOE</b>				<b>20,000</b>	
<b>Total OOE by Fund</b>					
A2000		GU General Fees Fund		20,000	
<b>Total OOE by Fund</b>				<b>20,000</b>	
<b>Total FTE and Expenditures</b>				-	<b>20,000</b>
<b>Total FTE and Expenditures by Fund</b>					
A2000		GU General Fees Fund		-	20,000
<b>Total FTE and Expenditures by Fund</b>				-	<b>20,000</b>

**W.S.U ANNUAL BUDGET**  
**102410 - National Student Exchange**  
**For Fiscal Year 2025**

Account Code	Position Number	Name or Account Description	Months	2025 Adopted	
				Budget FTE	Amount
<b>USS SALARIES</b>					
<b>1000 USS Salaries-Permanent</b>					
<b>Total USS Salaries</b>				-	-
<b>Total USS Salaries by Fund</b>					
<b>Total USS Salaries by Fund</b>				-	-
<b>UNCLASSIFIED SALARIES</b>					
<b>1100 Unclassified Salaries-Permanent (Including 1105 - Stipend)</b>					
<b>Total Unclassified Salaries</b>				-	-
<b>Total Unclassified Salaries by Fund</b>					
<b>Total Unclassified Salaries by Fund</b>				-	-
<b>STUDENT ASSISTANTS AND BENEFITS</b>					
<b>Total Students and Fringe Benefits</b>				-	-
<b>Total Students and Fringe Benefits by Fund</b>					
<b>Total Students and Fringe Benefits</b>				-	-
<b>Total Salaries and Fringe Benefits</b>				-	-
<b>Total Salaries and Fringe Benefits by Fund</b>					
<b>Total Salaries and Fringe Benefits</b>				-	-
<b>OTHER OPERATING EXPENDITURES (OOE)</b>					
7C Contractual Services				5,870	
<b>Total OOE</b>				<b>5,870</b>	
<b>Total OOE by Fund</b>					
D11373	RU	National Student Exchange		5,870	
<b>Total OOE by Fund</b>				<b>5,870</b>	
<b>Total FTE and Expenditures</b>				-	<b>5,870</b>
<b>Total FTE and Expenditures by Fund</b>					
D11373	RU	National Student Exchange		-	5,870
<b>Total FTE and Expenditures by Fund</b>				-	<b>5,870</b>

**Wichita State University**  
**Fiscal Year 2025 Annual Operating Budget**

**Miscellaneous Instruction**  
**General Academic Instruction Program**

**Instruction Budget Summary**

<u>Expenditures</u>	General Use Funds				Restricted Use Funds	Total Budget	% of Total Budget
	State General Fund	General Fees (Tuition) Fund	Total	% of General Use Budget			
<b>Salaries and Fringe Benefits</b>							
University Support Staff Salaries	\$ -	\$ -	\$ -	0.0%	\$ -	\$ -	0.0%
Unclassified Salaries	965,368	3,296,139	4,261,507	57.7%	3,442,835	7,704,342	53.8%
Student Salaries	23,690	192,306	215,996	2.9%	124,500	340,496	2.4%
Fringe Benefits	272,608	374,025	646,633	8.8%	861,368	1,508,001	10.5%
Shrinkage	(28,232)	(83,686)	(111,918)	-1.5%	-	(111,918)	-0.8%
<b>Subtotal Salaries and Fringe Benefits</b>	<b>\$ 1,233,434</b>	<b>\$ 3,778,784</b>	<b>\$ 5,012,218</b>	<b>67.8%</b>	<b>\$ 4,428,703</b>	<b>\$ 9,440,921</b>	<b>65.9%</b>
<b>Other Operating Expenditures</b>	<b>\$ -</b>	<b>\$ 2,376,940</b>	<b>\$ 2,376,940</b>	<b>32.2%</b>	<b>\$ 2,502,284</b>	<b>\$ 4,879,224</b>	<b>34.1%</b>
<b>Total Instruction Budget</b>	<b>\$ 1,233,434</b>	<b>\$ 6,155,724</b>	<b>\$ 7,389,158</b>	<b>100.0%</b>	<b>\$ 6,930,987</b>	<b>\$ 14,320,145</b>	<b>100.0%</b>

**Instruction Budget Summary by Organization**

<u>Organization</u>	FTE	General Use Funds	% of General Use Funds	Restricted Use Funds	% of Restricted Use Fund	Total Funds	% of Total Funds
Graduate Assistants - Instruction	-	\$ -	0.0%	\$ 216,182	3.1%	\$ 216,182	1.5%
Engineering Graduate Assistants	-	-	0.0%	-	0.0%	-	0.0%
Grad School - Graduate Assistant Salary	-	1,808,499	24.5%	-	0.0%	1,808,499	12.6%
Supplemental Instruction	-	169,616	2.3%	-	0.0%	169,616	1.2%
Academic Affairs Contingency	-	407,235	5.5%	-	0.0%	407,235	2.8%
Honors College	6.45	499,131	6.8%	186,563	2.7%	685,694	4.8%
Academic Affairs Instruction	-	143,558	1.9%	-	0.0%	143,558	1.0%
Career Development	11.75	770,718	10.4%	87,902	1.3%	858,620	6.0%
Career Development - Career Events	-	-	0.0%	35,000	0.5%	35,000	0.2%
Kan-Grow Engineering Expansion Grant	25.18	-	0.0%	3,500,000	50.5%	3,500,000	24.4%
McConnell	1.00	-	0.0%	82,963	1.2%	82,963	0.6%
WSU West	3.00	557,870	7.5%	3,727	0.1%	561,597	3.9%
WSU South	3.00	366,886	5.0%	-	0.0%	366,886	2.6%
Haysville	0.50	22,478	0.3%	6,586	0.1%	29,064	0.2%
Office of Adult Learning	2.00	198,565	2.7%	-	0.0%	198,565	1.4%

*Continued on following page*

**Wichita State University**  
**Fiscal Year 2025 Annual Operating Budget**

**Miscellaneous Instruction**  
**General Academic Instruction Program**

**Instruction Budget Summary by Organization**

<u>Organization</u>	<u>FTE</u>	<u>General Use Funds</u>	<u>% of General Use Funds</u>	<u>Restricted Use Funds</u>	<u>% of Restricted Use Fund</u>	<u>Total Funds</u>	<u>% of Total Funds</u>
Institute of Interdisciplinary Creativity	6.00	\$ 575,766	7.8%	\$ 131,008	1.9%	\$ 706,774	4.9%
Social Science Research Laboratory	2.00	\$ 188,836	2.6%	\$ 2,397	0.0%	\$ 191,233	1.3%
Online Education	15.13	-	0.0%	2,523,756	36.4%	2,523,756	17.6%
Badges	-	20,000	0.3%	-	0.0%	20,000	0.1%
Badges/Lifelong Learning	1.00	-	0.0%	149,033	2.2%	149,033	1.0%
Teacher Apprentice Program	-	1,350,000	18.3%	-	0.0%	1,350,000	9.4%
Market Based Tuition	-	310,000	4.2%	-	0.0%	310,000	2.2%
National Student Exchange	-	-	0.0%	5,870	0.1%	5,870	0.0%
<b>Total Instruction Budget</b>	<b>77.01</b>	<b>\$ 7,389,158</b>	<b>100.0%</b>	<b>\$ 6,930,987</b>	<b>100.0%</b>	<b>\$ 14,320,145</b>	<b>100.0%</b>

*Summary excludes nonreportable expenditures*

**Wichita State University**  
**Fiscal Year 2025 Annual Operating Budget**

**Instruction Program**  
**Program Code 42000**

**Summer Session**  
**Instruction Program Budget Units**

Summer Program in Mexico

Barton School Summer Session

Applied Studies Summer Session

Engineering Summer Session

Fine Arts Summer Session

Health Professions Summer Session

Liberal Arts Summer Session

Summer Incentive

**W.S.U ANNUAL BUDGET**  
**102505 - Summer Program in Mexico**  
**For Fiscal Year 2025**

Account Code	Position Number	Name or Account Description	Months	2025 Adopted	
				Budget FTE	Amount
<b>USS SALARIES</b>					
<b>1000 USS Salaries-Permanent</b>					
<b>Total USS Salaries</b>				-	-
<b>Total USS Salaries by Fund</b>					
<b>Total USS Salaries by Fund</b>				-	-
<b>UNCLASSIFIED SALARIES</b>					
<b>1100 Unclassified Salaries-Permanent (Including 1105 - Stipend)</b>					
1110		Uncl-Salaries-Seasonal and Temp		-	
1115		Unclassified Salaries-Add'l Comp			15,000
<b>Total Unclassified Salaries</b>				-	<b>15,000</b>
<b>Total Unclassified Salaries by Fund</b>					
D10196		RU Summer Program In Mexico		-	15,000
<b>Total Unclassified Salaries by Fund</b>				-	<b>15,000</b>
<b>STUDENT ASSISTANTS AND BENEFITS</b>					
1760		State Leave Pymt Assessment			108
1830		Regents Retirement			1,275
1850		TIAA Disability			150
1911		Medicare			218
1912		OASDI			930
1970		Workers Compensation			41
1980		Unemployment Compensation			9
<b>Total Students and Fringe Benefits</b>				-	<b>2,731</b>
<b>Total Students and Fringe Benefits by Fund</b>					
D10196		RU Summer Program In Mexico			2,731
<b>Total Students and Fringe Benefits</b>				-	<b>2,731</b>
<b>Total Salaries and Fringe Benefits</b>				-	<b>17,731</b>
<b>Total Salaries and Fringe Benefits by Fund</b>					
D10196		RU Summer Program In Mexico		-	17,731
<b>Total Salaries and Fringe Benefits</b>				-	<b>17,731</b>
<b>OTHER OPERATING EXPENDITURES (OOE)</b>					
7C		Contractual Services			7,269
7F		Commodities			-
7H		Capital Outlay			-
<b>Total OOE</b>				-	<b>7,269</b>
<b>Total OOE by Fund</b>					
D10196		RU Summer Program In Mexico			7,269
<b>Total OOE by Fund</b>				-	<b>7,269</b>
<b>Total FTE and Expenditures</b>				-	<b>25,000</b>
<b>Total FTE and Expenditures by Fund</b>					
D10196		RU Summer Program In Mexico		-	25,000
<b>Total FTE and Expenditures by Fund</b>				-	<b>25,000</b>

**W.S.U ANNUAL BUDGET**  
**102526 - Barton School Summer Session**  
**For Fiscal Year 2025**

Account Code	Position Number	Name or Account Description	Months	2025 Adopted	
				Budget FTE	Amount
<b>USS SALARIES</b>					
<b>1000 USS Salaries-Permanent</b>					
<b>Total USS Salaries</b>				-	-
<b>Total USS Salaries by Fund</b>					
<b>Total USS Salaries by Fund</b>				-	-
<b>UNCLASSIFIED SALARIES</b>					
<b>1100 Unclassified Salaries-Permanent (Including 1105 - Stipend)</b>					
1115		Unclassified Salaries-Add'l Comp			177,310
1170		Unclassified Sal-Summer Lecturer			30,000
<b>Total Unclassified Salaries</b>				-	<b>207,310</b>
<b>Total Unclassified Salaries by Fund</b>					
A2000		GU General Fees Fund		-	207,310
<b>Total Unclassified Salaries by Fund</b>				-	<b>207,310</b>
<b>STUDENT ASSISTANTS AND BENEFITS</b>					
1690		Shrinkage			(5,522)
1760		State Leave Pymt Assessment			1,493
1830		Regents Retirement			15,072
1850		TIAA Disability			1,774
1911		Medicare			3,006
1912		OASDI			12,854
1970		Workers Compensation			566
1980		Unemployment Compensation			125
<b>Total Students and Fringe Benefits</b>				-	<b>29,368</b>
<b>Total Students and Fringe Benefits by Fund</b>					
A2000		GU General Fees Fund		-	29,368
<b>Total Students and Fringe Benefits</b>				-	<b>29,368</b>
<b>Total Salaries and Fringe Benefits</b>				-	<b>236,678</b>
<b>Total Salaries and Fringe Benefits by Fund</b>					
A2000		GU General Fees Fund		-	236,678
<b>Total Salaries and Fringe Benefits</b>				-	<b>236,678</b>
<b>OTHER OPERATING EXPENDITURES (OOE)</b>					
<b>Total OOE</b>				-	-
<b>Total OOE by Fund</b>					
<b>Total OOE by Fund</b>				-	-
<b>Total FTE and Expenditures</b>				-	<b>236,678</b>
<b>Total FTE and Expenditures by Fund</b>					
A2000		GU General Fees Fund		-	236,678
<b>Total FTE and Expenditures by Fund</b>				-	<b>236,678</b>



**W.S.U ANNUAL BUDGET**  
**102527 - Applied Studies Summer Session**  
**For Fiscal Year 2025**

Account Code	Position Number	Name or Account Description	Months	2025 Adopted	
				Budget FTE	Amount
<b>USS SALARIES</b>					
<b>1000 USS Salaries-Permanent</b>					
<b>Total USS Salaries</b>				-	-
<b>Total USS Salaries by Fund</b>					
<b>Total USS Salaries by Fund</b>				-	-
<b>UNCLASSIFIED SALARIES</b>					
<b>1100 Unclassified Salaries-Permanent (Including 1105 - Stipend)</b>					
1115		Unclassified Salaries-Add'l Comp			172,015
1170		Unclassified Sal-Summer Lecturer			50,000
<b>Total Unclassified Salaries</b>				-	<b>222,015</b>
<b>Total Unclassified Salaries by Fund</b>					
A2000		GU General Fees Fund		-	222,015
<b>Total Unclassified Salaries by Fund</b>				-	<b>222,015</b>
<b>STUDENT ASSISTANTS AND BENEFITS</b>					
1690		Shrinkage			(5,875)
1760		State Leave Pymt Assessment			1,599
1830		Regents Retirement			14,622
1850		TIAA Disability			1,721
1911		Medicare			3,220
1912		OASDI			13,765
1970		Workers Compensation			607
1980		Unemployment Compensation			134
<b>Total Students and Fringe Benefits</b>				-	<b>29,793</b>
<b>Total Students and Fringe Benefits by Fund</b>					
A2000		GU General Fees Fund		-	29,793
<b>Total Students and Fringe Benefits</b>				-	<b>29,793</b>
<b>Total Salaries and Fringe Benefits</b>				-	<b>251,808</b>
<b>Total Salaries and Fringe Benefits by Fund</b>					
A2000		GU General Fees Fund		-	251,808
<b>Total Salaries and Fringe Benefits</b>				-	<b>251,808</b>
<b>OTHER OPERATING EXPENDITURES (OOE)</b>					
<b>Total OOE</b>				-	-
<b>Total OOE by Fund</b>					
<b>Total OOE by Fund</b>				-	-
<b>Total FTE and Expenditures</b>				-	<b>251,808</b>
<b>Total FTE and Expenditures by Fund</b>					
A2000		GU General Fees Fund		-	251,808
<b>Total FTE and Expenditures by Fund</b>				-	<b>251,808</b>

**W.S.U ANNUAL BUDGET**  
**102528 - Engineering Summer Session**  
**For Fiscal Year 2025**

Account Code	Position Number	Name or Account Description	Months	2025 Adopted	
				Budget FTE	Amount
<b>USS SALARIES</b>					
<b>1000 USS Salaries-Permanent</b>					
<b>Total USS Salaries</b>				-	-
<b>Total USS Salaries by Fund</b>					
<b>Total USS Salaries by Fund</b>				-	-
<b>UNCLASSIFIED SALARIES</b>					
<b>1100 Unclassified Salaries-Permanent (Including 1105 - Stipend)</b>					
1115		Unclassified Salaries-Add'l Comp			52,090
<b>Total Unclassified Salaries</b>				-	<b>52,090</b>
<b>Total Unclassified Salaries by Fund</b>					
A2000		GU General Fees Fund		-	52,090
<b>Total Unclassified Salaries by Fund</b>				-	<b>52,090</b>
<b>STUDENT ASSISTANTS AND BENEFITS</b>					
1690		Shrinkage			(1,403)
1760		State Leave Pymt Assessment			376
1830		Regents Retirement			4,428
1850		TIAA Disability			521
1911		Medicare			756
1912		OASDI			3,230
1970		Workers Compensation			143
1980		Unemployment Compensation			32
<b>Total Students and Fringe Benefits</b>				-	<b>8,083</b>
<b>Total Students and Fringe Benefits by Fund</b>					
A2000		GU General Fees Fund			8,083
<b>Total Students and Fringe Benefits</b>				-	<b>8,083</b>
<b>Total Salaries and Fringe Benefits</b>				-	<b>60,173</b>
<b>Total Salaries and Fringe Benefits by Fund</b>					
A2000		GU General Fees Fund		-	60,173
<b>Total Salaries and Fringe Benefits</b>				-	<b>60,173</b>
<b>OTHER OPERATING EXPENDITURES (OOE)</b>					
<b>Total OOE</b>				-	-
<b>Total OOE by Fund</b>					
<b>Total OOE by Fund</b>				-	-
<b>Total FTE and Expenditures</b>				-	<b>60,173</b>
<b>Total FTE and Expenditures by Fund</b>					
A2000		GU General Fees Fund		-	60,173
<b>Total FTE and Expenditures by Fund</b>				-	<b>60,173</b>

**W.S.U ANNUAL BUDGET**  
**102529 - Fine Arts Summer Session**  
**For Fiscal Year 2025**

Account Code	Position Number	Name or Account Description	Months	2025 Adopted	
				Budget FTE	Amount
<b>USS SALARIES</b>					
<b>1000 USS Salaries-Permanent</b>					
<b>Total USS Salaries</b>				-	-
<b>Total USS Salaries by Fund</b>					
<b>Total USS Salaries by Fund</b>				-	-
<b>UNCLASSIFIED SALARIES</b>					
<b>1100 Unclassified Salaries-Permanent (Including 1105 - Stipend)</b>					
1115		Unclassified Salaries-Add'l Comp			67,654
<b>Total Unclassified Salaries</b>				-	<b>67,654</b>
<b>Total Unclassified Salaries by Fund</b>					
A2000		GU General Fees Fund		-	67,654
<b>Total Unclassified Salaries by Fund</b>				-	<b>67,654</b>
<b>STUDENT ASSISTANTS AND BENEFITS</b>					
1690		Shrinkage			(1,823)
1760		State Leave Pymt Assessment			488
1830		Regents Retirement			5,751
1850		TIAA Disability			677
1911		Medicare			981
1912		OASDI			4,195
1970		Workers Compensation			185
1980		Unemployment Compensation			41
<b>Total Students and Fringe Benefits</b>				-	<b>10,495</b>
<b>Total Students and Fringe Benefits by Fund</b>					
A2000		GU General Fees Fund			10,495
<b>Total Students and Fringe Benefits</b>				-	<b>10,495</b>
<b>Total Salaries and Fringe Benefits</b>				-	<b>78,149</b>
<b>Total Salaries and Fringe Benefits by Fund</b>					
A2000		GU General Fees Fund		-	78,149
<b>Total Salaries and Fringe Benefits</b>				-	<b>78,149</b>
<b>OTHER OPERATING EXPENDITURES (OOE)</b>					
<b>Total OOE</b>				-	-
<b>Total OOE by Fund</b>					
<b>Total OOE by Fund</b>				-	-
<b>Total FTE and Expenditures</b>				-	<b>78,149</b>
<b>Total FTE and Expenditures by Fund</b>					
A2000		GU General Fees Fund		-	78,149
<b>Total FTE and Expenditures by Fund</b>				-	<b>78,149</b>

**W.S.U ANNUAL BUDGET**  
**102530 - Health Professions Summer Session**  
**For Fiscal Year 2025**

Account Code	Position Number	Name or Account Description	Months	2025 Adopted	
				Budget FTE	Amount
<b>USS SALARIES</b>					
<b>1000 USS Salaries-Permanent</b>					
<b>Total USS Salaries</b>				-	-
<b>Total USS Salaries by Fund</b>					
<b>Total USS Salaries by Fund</b>				-	-
<b>UNCLASSIFIED SALARIES</b>					
<b>1100 Unclassified Salaries-Permanent (Including 1105 - Stipend)</b>					
1115		Unclassified Salaries-Add'l Comp			65,858
1170		Unclassified Sal-Summer Lecturer			30,000
<b>Total Unclassified Salaries</b>				-	<b>95,858</b>
<b>Total Unclassified Salaries by Fund</b>					
A2000		GU General Fees Fund		-	95,858
<b>Total Unclassified Salaries by Fund</b>				-	<b>95,858</b>
<b>STUDENT ASSISTANTS AND BENEFITS</b>					
1690		Shrinkage			(2,518)
1760		State Leave Pymt Assessment			691
1830		Regents Retirement			5,598
1850		TIAA Disability			659
1911		Medicare			1,390
1912		OASDI			5,944
1970		Workers Compensation			262
1980		Unemployment Compensation			58
<b>Total Students and Fringe Benefits</b>				-	<b>12,084</b>
<b>Total Students and Fringe Benefits by Fund</b>					
A2000		GU General Fees Fund		-	12,084
<b>Total Students and Fringe Benefits</b>				-	<b>12,084</b>
<b>Total Salaries and Fringe Benefits</b>				-	<b>107,942</b>
<b>Total Salaries and Fringe Benefits by Fund</b>					
A2000		GU General Fees Fund		-	107,942
<b>Total Salaries and Fringe Benefits</b>				-	<b>107,942</b>
<b>OTHER OPERATING EXPENDITURES (OOE)</b>					
<b>Total OOE</b>				-	-
<b>Total OOE by Fund</b>					
<b>Total OOE by Fund</b>				-	-
<b>Total FTE and Expenditures</b>				-	<b>107,942</b>
<b>Total FTE and Expenditures by Fund</b>					
A2000		GU General Fees Fund		-	107,942
<b>Total FTE and Expenditures by Fund</b>				-	<b>107,942</b>

**W.S.U ANNUAL BUDGET**  
**102531 - Liberal Arts Summer Session**  
**For Fiscal Year 2025**

Account Code	Position Number	Name or Account Description	Months	2025 Adopted	
				Budget FTE	Amount
<b>USS SALARIES</b>					
<b>1000 USS Salaries-Permanent</b>					
<b>Total USS Salaries</b>				-	-
<b>Total USS Salaries by Fund</b>					
<b>Total USS Salaries by Fund</b>				-	-
<b>UNCLASSIFIED SALARIES</b>					
<b>1100 Unclassified Salaries-Permanent (Including 1105 - Stipend)</b>					
1115		Unclassified Salaries-Add'l Comp			293,307
1170		Unclassified Sal-Summer Lecturer			100,000
1150		Grad Assistants-Direct Instruction			50,000
<b>Total Unclassified Salaries</b>				-	<b>443,307</b>
<b>Total Unclassified Salaries by Fund</b>					
A2000		GU General Fees Fund		-	443,307
<b>Total Unclassified Salaries by Fund</b>				-	<b>443,307</b>
<b>STUDENT ASSISTANTS AND BENEFITS</b>					
1690		Shrinkage			(11,535)
1760		State Leave Pymt Assessment			3,192
1830		Regents Retirement			24,932
1850		TIAA Disability			2,934
1911		Medicare			5,703
1912		OASDI			24,386
1970		Workers Compensation			1,211
1980		Unemployment Compensation			266
<b>Total Students and Fringe Benefits</b>				-	<b>51,089</b>
<b>Total Students and Fringe Benefits by Fund</b>					
A2000		GU General Fees Fund		-	51,089
<b>Total Students and Fringe Benefits</b>				-	<b>51,089</b>
<b>Total Salaries and Fringe Benefits</b>				-	<b>494,396</b>
<b>Total Salaries and Fringe Benefits by Fund</b>					
A2000		GU General Fees Fund		-	494,396
<b>Total Salaries and Fringe Benefits</b>				-	<b>494,396</b>
<b>OTHER OPERATING EXPENDITURES (OOE)</b>					
<b>Total OOE</b>				-	-
<b>Total OOE by Fund</b>					
<b>Total OOE by Fund</b>				-	-
<b>Total FTE and Expenditures</b>				-	<b>494,396</b>
<b>Total FTE and Expenditures by Fund</b>					
A2000		GU General Fees Fund		-	494,396
<b>Total FTE and Expenditures by Fund</b>				-	<b>494,396</b>

**W.S.U ANNUAL BUDGET**  
**102533 - Summer Incentive**  
**For Fiscal Year 2025**

Account Code	Position Number	Name or Account Description	Months	2025 Adopted	
				Budget FTE	Amount
<b>USS SALARIES</b>					
<b>1000 USS Salaries-Permanent</b>					
<b>Total USS Salaries</b>				-	-
<b>Total USS Salaries by Fund</b>					
<b>Total USS Salaries by Fund</b>				-	-
<b>UNCLASSIFIED SALARIES</b>					
<b>1100 Unclassified Salaries-Permanent (Including 1105 - Stipend)</b>					
1115		Unclassified Salaries-Add'l Comp		1,063,558	
<b>Total Unclassified Salaries</b>				-	<b>1,063,558</b>
<b>Total Unclassified Salaries by Fund</b>					
A2000		GU General Fees Fund		-	1,063,558
<b>Total Unclassified Salaries by Fund</b>				-	<b>1,063,558</b>
<b>STUDENT ASSISTANTS AND BENEFITS</b>					
1690		Shrinkage			(28,663)
1760		State Leave Pymt Assessment			7,658
1830		Regents Retirement			90,403
1850		TIAA Disability			10,636
1911		Medicare			15,422
1912		OASDI			65,941
1970		Workers Compensation			2,904
1980		Unemployment Compensation			639
<b>Total Students and Fringe Benefits</b>				-	<b>164,940</b>
<b>Total Students and Fringe Benefits by Fund</b>					
A2000		GU General Fees Fund			164,940
<b>Total Students and Fringe Benefits</b>				-	<b>164,940</b>
<b>Total Salaries and Fringe Benefits</b>				-	<b>1,228,498</b>
<b>Total Salaries and Fringe Benefits by Fund</b>					
A2000		GU General Fees Fund			1,228,498
<b>Total Salaries and Fringe Benefits</b>				-	<b>1,228,498</b>
<b>OTHER OPERATING EXPENDITURES (OOE)</b>					
<b>Total OOE</b>				-	-
<b>Total OOE by Fund</b>					
<b>Total OOE by Fund</b>				-	-
<b>Total FTE and Expenditures</b>				-	<b>1,228,498</b>
<b>Total FTE and Expenditures by Fund</b>					
A2000		GU General Fees Fund			1,228,498
<b>Total FTE and Expenditures by Fund</b>				-	<b>1,228,498</b>

**Wichita State University**  
**Fiscal Year 2025 Annual Operating Budget**  
**Summer Session**  
**General Academic Instruction Program**

**Instruction Budget Summary**

<u>Expenditures</u>	General Use Funds				Restricted Use Funds	Total Budget	% of Total Budget
	State General Fund	General Fees (Tuition) Fund	Total	% of General Use Budget			
<b>Salaries and Fringe Benefits</b>							
University Support Staff Salaries	\$ -	\$ -	\$ -	0.0%	\$ -	\$ -	0.0%
Unclassified Salaries	-	2,151,792	2,151,792	87.6%	15,000	2,166,792	87.3%
Student Salaries	-	-	-	0.0%	-	-	0.0%
Fringe Benefits	-	363,191	363,191	14.8%	2,731	365,922	14.7%
Shrinkage	-	(57,339)	(57,339)	-2.3%	-	(57,339)	-2.3%
<b>Subtotal Salaries and Fringe Benefits</b>	<b>\$ -</b>	<b>\$ 2,457,644</b>	<b>\$ 2,457,644</b>	<b>100.0%</b>	<b>\$ 17,731</b>	<b>\$ 2,475,375</b>	<b>99.7%</b>
<b>Other Operating Expenditures</b>	<b>\$ -</b>	<b>\$ -</b>	<b>\$ -</b>	<b>0.0%</b>	<b>\$ 7,269</b>	<b>\$ 7,269</b>	<b>0.3%</b>
<b>Total Instruction Budget</b>	<b>\$ -</b>	<b>\$ 2,457,644</b>	<b>\$ 2,457,644</b>	<b>100.0%</b>	<b>\$ 25,000</b>	<b>\$ 2,482,644</b>	<b>100.0%</b>

**Instruction Budget Summary by Organization**

<u>Organization</u>	FTE	General Use Funds	% of General Use Funds	Restricted Use Funds	% of Restricted Use Fund	Total Funds	% of Total Funds
Summer Program In Mexico	-	\$ -	0.0%	\$ 25,000	100.0%	\$ 25,000	1.0%
Barton School Summer Session	-	236,678	9.6%	-	0.0%	236,678	9.5%
Applied Studies Summer Session	-	251,808	10.2%	-	0.0%	251,808	10.1%
Engineering Summer Session	-	60,173	2.4%	-	0.0%	60,173	2.4%
Fine Arts Summer Session	-	78,149	3.2%	-	0.0%	78,149	3.1%
Health Professions Summer Session	-	107,942	4.4%	-	0.0%	107,942	4.3%
Liberal Arts Summer Session	-	494,396	20.1%	-	0.0%	494,396	19.9%
Summer Incentive	-	1,228,498	50.0%	-	0.0%	1,228,498	49.5%
<b>Total Instruction Budget</b>	<b>-</b>	<b>\$ 2,457,644</b>	<b>100.0%</b>	<b>\$ 25,000</b>	<b>100.0%</b>	<b>\$ 2,482,644</b>	<b>100.0%</b>

Summary excludes nonreportable expenditures

**Wichita State University**  
**Fiscal Year 2025 Annual Operating Budget**

**Instruction Program**  
**Program Code 42000**

**Instruction Program Budget Summary**

<u>Expenditures</u>	General Use Funds				Restricted Use Funds	Total Budget	% of Total Budget
	State General Fund	General Fees (Tuition) Fund	Total	% of General Use Budget			
<b>Salaries and Fringe Benefits</b>							
University Support Staff Salaries	\$ 305,773	\$ -	\$ 305,773	0.5%	\$ 46,623	\$ 352,396	0.4%
Unclassified Salaries	24,407,113	25,029,424	49,436,538	75.8%	22,219,371	71,655,909	71.6%
Student Salaries	83,687	217,106	300,793	0.5%	464,909	765,702	0.8%
Fringe Benefits	7,212,744	6,196,642	13,409,386	20.6%	5,314,385	18,723,771	18.7%
Shrinkage	(728,077)	(712,096)	(1,440,173)	-2.2%	-	(1,440,173)	-1.4%
<b>Subtotal Salaries and Fringe Benefits</b>	<u>\$ 31,281,241</u>	<u>\$ 30,731,076</u>	<u>\$ 62,012,317</u>	<u>95.0%</u>	<u>\$ 28,045,288</u>	<u>\$ 90,057,605</u>	<u>90.0%</u>
<b>Other Operating Expenditures</b>	<u>\$ -</u>	<u>\$ 3,231,542</u>	<u>\$ 3,231,542</u>	<u>5.0%</u>	<u>\$ 6,764,045</u>	<u>\$ 9,995,587</u>	<u>10.0%</u>
<b>Total Instruction Program Budget</b>	<u><u>\$ 31,281,241</u></u>	<u><u>\$ 33,962,618</u></u>	<u><u>\$ 65,243,859</u></u>	<u><u>100.0%</u></u>	<u><u>\$ 34,809,333</u></u>	<u><u>\$ 100,053,192</u></u>	<u><u>100.0%</u></u>

Summary excludes nonreportable expenditures



**Wichita State University**  
**Fiscal Year 2025 Annual Operating Budget**

**Research Program**  
**Program Code 45000**

**Research Program Definition**

The Research Program includes all expenditures for activities specifically organized to produce research, whether commissioned by an agency external to the institution or separately budgeted by an organizational unit within the institution. Subject to these conditions, the program includes expenditures for individual and/or project research as well as that of institutes and research centers. The Research Program is further divided into three sub-programs: Institutes and Research Centers (45210), Individual or Project Research (45220), and General Research.

**W.S.U ANNUAL BUDGET**  
**102145 - NIAR - Special Programs**  
**For Fiscal Year 2025**

Account Code	Position Number	Name or Account Description	Months	2025 Adopted	
				Budget FTE	Amount
<b>USS SALARIES</b>					
<b>1000 USS Salaries-Permanent</b>					
<b>Total USS Salaries</b>				-	-
<b>Total USS Salaries by Fund</b>					
<b>Total USS Salaries by Fund</b>				-	-
<b>UNCLASSIFIED SALARIES</b>					
<b>1100 Unclassified Salaries-Permanent (Including 1105 - Stipend)</b>					
1115		Unclassified Salaries-Add'l Comp			669,214
<b>Total Unclassified Salaries</b>				-	<b>669,214</b>
<b>Total Unclassified Salaries by Fund</b>					
D10128		RU NIAR-Special Programs		-	-
D10819		RU NIAR-Special Prog-Composites		-	669,214
<b>Total Unclassified Salaries by Fund</b>				-	<b>669,214</b>
<b>STUDENT ASSISTANTS AND BENEFITS</b>					
1760		State Leave Pymt Assessment			4,819
1830		Regents Retirement			56,884
1850		TIAA Disability			6,693
1911		Medicare			9,704
1912		OASDI			41,492
1970		Workers Compensation			1,827
1980		Unemployment Compensation			402
<b>Total Students and Fringe Benefits</b>				-	<b>121,821</b>
<b>Total Students and Fringe Benefits by Fund</b>					
D10128		RU NIAR-Special Programs		-	-
D10819		RU NIAR-Special Prog-Composites		-	121,821
<b>Total Students and Fringe Benefits</b>				-	<b>121,821</b>
<b>Total Salaries and Fringe Benefits</b>				-	<b>791,035</b>
<b>Total Salaries and Fringe Benefits by Fund</b>					
D10128		RU NIAR-Special Programs		-	-
D10819		RU NIAR-Special Prog-Composites		-	791,035
<b>Total Salaries and Fringe Benefits</b>				-	<b>791,035</b>
<b>OTHER OPERATING EXPENDITURES (OOE)</b>					
<b>Total OOE</b>				-	-
<b>Total OOE by Fund</b>					
<b>Total OOE by Fund</b>				-	-
<b>Total FTE and Expenditures</b>				-	<b>791,035</b>
<b>Total FTE and Expenditures by Fund</b>					
D10128		RU NIAR-Special Programs		-	-
D10819		RU NIAR-Special Prog-Composites		-	791,035
<b>Total FTE and Expenditures by Fund</b>				-	<b>791,035</b>

**W.S.U ANNUAL BUDGET**  
**102150 - Aviation Research Initiative**  
**For Fiscal Year 2025**

Account Code	Position Number	Name or Account Description	Months	2025 Adopted	
				Budget FTE	Amount
<b>USS SALARIES</b>					
<b>1000 USS Salaries-Permanent</b>					
<b>Total USS Salaries</b>				-	-
<b>Total USS Salaries by Fund</b>					
<b>Total USS Salaries by Fund</b>				-	-
<b>UNCLASSIFIED SALARIES</b>					
<b>1100 Unclassified Salaries-Permanent (Including 1105 - Stipend)</b>					
<b>Total Unclassified Salaries</b>				-	-
<b>Total Unclassified Salaries by Fund</b>					
<b>Total Unclassified Salaries by Fund</b>				-	-
<b>STUDENT ASSISTANTS AND BENEFITS</b>					
<b>Total Students and Fringe Benefits</b>				-	-
<b>Total Students and Fringe Benefits by Fund</b>					
<b>Total Students and Fringe Benefits</b>				-	-
<b>Total Salaries and Fringe Benefits</b>				-	-
<b>Total Salaries and Fringe Benefits by Fund</b>					
<b>Total Salaries and Fringe Benefits</b>				-	-
<b>OTHER OPERATING EXPENDITURES (OOE)</b>					
7C Contractual Services				15,000,000	
7H Capital Outlay				-	
<b>Total OOE</b>				<b>15,000,000</b>	
<b>Total OOE by Fund</b>					
A2403		GU SGF KART Aviation Research FY24		-	
A2404		GU SGF NARP Aviation Research FY24		-	
A2503		GU SGF KART Aviation Research FY25		5,000,000	
A2504		GU SGF NARP Aviation Research FY25		10,000,000	
<b>Total OOE by Fund</b>				<b>15,000,000</b>	
<b>Total FTE and Expenditures</b>				-	<b>15,000,000</b>
<b>Total FTE and Expenditures by Fund</b>					
A2403		GU SGF KART Aviation Research FY24		-	-
A2404		GU SGF NARP Aviation Research FY24		-	-
A2503		GU SGF KART Aviation Research FY25		-	5,000,000
A2504		GU SGF NARP Aviation Research FY25		-	10,000,000
<b>Total FTE and Expenditures by Fund</b>				-	<b>15,000,000</b>

**W.S.U ANNUAL BUDGET**  
**102152 - NIAR - Environmental Test Lab**  
**For Fiscal Year 2025**

Account Code	Position Number	Name or Account Description	Months	2025 Adopted	
				Budget FTE	Amount
<b>USS SALARIES</b>					
<b>1000 USS Salaries-Permanent</b>					
<b>Total USS Salaries</b>				-	-
<b>Total USS Salaries by Fund</b>					
<b>Total USS Salaries by Fund</b>				-	-
<b>UNCLASSIFIED SALARIES</b>					
<b>1100 Unclassified Salaries-Permanent (Including 1105 - Stipend)</b>					
980043		NIAR Warehouse Associate Smith, Drew <i>This position is fully funded from restricted use sources.</i>	12	1.00	39,520
980122		NIAR Test Technician Washington, Shavont <i>This position is fully funded from restricted use sources.</i>	12	1.00	58,240
980155		NIAR HIRF/EMI Test Engineer Angleton, Ted <i>This position is fully funded from restricted use sources.</i>	12	1.00	94,994
980160		NIAR Test Engineer St John, Melvin <i>This position is fully funded from restricted use sources.</i>	12	1.00	64,064
980261		NIAR Manager Quality Owens, Reid <i>This position is fully funded from restricted use sources.</i>	12	1.00	70,000
980277		NIAR Research Engineer Vacant <i>This position is fully funded from restricted use sources.</i>		1.00	70,221
980344		NIAR Test Engineer Anderson, Jeremy <i>This position is fully funded from restricted use sources.</i>	12	1.00	66,997
980345		NIAR Entry Level Electrical Test Technician McCrary, Samuel <i>This position is fully funded from restricted use sources.</i>	12	1.00	45,760
980428		IDP Operations Assistant Seibel, Jessica <i>This position is fully funded from restricted use sources.</i>	12	1.00	41,600
980784		NIAR Test Engineer, Senior Billups, Dane <i>This position is fully funded from restricted use sources.</i>	12	1.00	130,000
980792		NIAR Test Technician Vacant <i>This position is fully funded from restricted use sources.</i>		1.00	62,400
980801		NIAR Test Technician Vacant <i>This position is fully funded from restricted use sources.</i>		1.00	59,280
991436		NIAR Engineer Testing/Research			

**W.S.U ANNUAL BUDGET**  
**102152 - NIAR - Environmental Test Lab**  
**For Fiscal Year 2025**

Account Code	Position Number	Name or Account Description	Months	2025 Adopted	
				Budget FTE	Amount
		Khajehpour, Rebeka <i>This position is fully funded from restricted use sources.</i>	12	1.00	83,512
	991442	NIAR Manufacturing/Industrial Engineering Mgr. Vacant <i>This position is fully funded from restricted use sources.</i>		1.00	130,000
	991707	NIAR Manager Research Conquest, Nicholas <i>This position is fully funded from restricted use sources.</i>	12	1.00	138,528
	991779	NIAR Research Scientist, Senior Rehard, John <i>This position is fully funded from restricted use sources.</i>	12	1.00	162,550
	992953	NIAR Test Technician Coto, David <i>This position is fully funded from restricted use sources.</i>	12	1.00	58,240
	993070	NIAR Program Director of WERX Bonitati, Allison <i>This position is fully funded from restricted use sources.</i>	12	0.10	20,350
	993274	NIAR Director of WERX Environmental Test Lab Dellinger, James <i>This position is fully funded from restricted use sources.</i>	12	1.00	181,913
	993536	IDP Executive Director of NIAR WERX Vacant <i>This position is fully funded from restricted use sources.</i>		0.10	35,750
	994237	NIAR Research Engineer, Senior Mcmullen, Kyle <i>This position is fully funded from restricted use sources.</i>	12	1.00	162,680
	994462	NIAR Test Engineer Leslie, Gregory <i>This position is fully funded from restricted use sources.</i>	12	1.00	66,560
	995198	NIAR Research Engineer Gonzalez, Alyssa <i>This position is fully funded from restricted use sources.</i>	12	0.50	32,500
	997414	NIAR Test Engineer Bruffett, Susanna <i>This position is fully funded from restricted use sources.</i>	12	1.00	77,251
	999243	NIAR Finance Operations and Procurement Manager Jones, Matthew <i>This position is fully funded from restricted use sources.</i>	12	0.10	9,500
	1110	Uncl-Salaries-Seasonal and Temp			-
	1115	Unclassified Salaries-Add'l Comp			-
	1160	Unclass Sal-OT/Comp/AHR			-
		<b>Total Unclassified Salaries</b>		<b>21.80</b>	<b>1,962,409</b>
<b>Total Unclassified Salaries by Fund</b>					
	D10897	RU NIAR-Environmental Test Lab		21.80	1,962,409
		<b>Total Unclassified Salaries by Fund</b>		<b>21.80</b>	<b>1,962,409</b>
<b>STUDENT ASSISTANTS AND BENEFITS</b>					
	1200	Student Salaries-Regular			-
	1760	State Leave Pymt Assessment			14,141

**W.S.U ANNUAL BUDGET**  
**102152 - NIAR - Environmental Test Lab**  
**For Fiscal Year 2025**

Account Code	Position Number	Name or Account Description	Months	2025 Adopted	
				Budget FTE	Amount
1830	Regents	Retirement			136,413
1850	TIAA	Disability			19,633
1911	Medicare				27,896
1912	OASDI				117,557
1750	Dependent Health Insurance				35,438
1950	Single Group Health Insurance				141,940
1970	Workers Compensation				5,366
1980	Unemployment Compensation				1,165
<b>Total Students and Fringe Benefits</b>					<b>499,549</b>
<b>Total Students and Fringe Benefits by Fund</b>					
D10897	RU	NIAR-Environmental Test Lab			499,549
<b>Total Students and Fringe Benefits</b>					<b>499,549</b>
<b>Total Salaries and Fringe Benefits</b>				<b>21.80</b>	<b>2,461,958</b>
<b>Total Salaries and Fringe Benefits by Fund</b>					
D10897	RU	NIAR-Environmental Test Lab		21.80	2,461,958
<b>Total Salaries and Fringe Benefits</b>				<b>21.80</b>	<b>2,461,958</b>
<b>OTHER OPERATING EXPENDITURES (OOE)</b>					
7C	Contractual Services				610,665
7F	Commodities				155,000
7H	Capital Outlay				55,000
7X	Indirect Costs				987,286
7Z	Transfers Out				369,600
<b>Total OOE</b>					<b>2,177,551</b>
<b>Total OOE by Fund</b>					
D10897	RU	NIAR-Environmental Test Lab			1,782,951
D11409	SRO	Environmental Test SC Reserve			394,600
<b>Total OOE by Fund</b>					<b>2,177,551</b>
<b>Total FTE and Expenditures</b>				<b>21.80</b>	<b>4,639,509</b>
<b>Total FTE and Expenditures by Fund</b>					
D10897	RU	NIAR-Environmental Test Lab		21.80	4,244,909
D11409	SRO	Environmental Test SC Reserve		-	394,600
<b>Total FTE and Expenditures by Fund</b>				<b>21.80</b>	<b>4,639,509</b>

**W.S.U ANNUAL BUDGET**  
**102153 - NIAR - Calibration and Quality Lab**  
**For Fiscal Year 2025**

Account Code	Position Number	Name or Account Description	Months	2025 Adopted	
				Budget FTE	Amount
<b>USS SALARIES</b>					
<b>1000 USS Salaries-Permanent</b>					
<b>Total USS Salaries</b>				-	-
<b>Total USS Salaries by Fund</b>					
<b>Total USS Salaries by Fund</b>				-	-
<b>UNCLASSIFIED SALARIES</b>					
<b>1100 Unclassified Salaries-Permanent (Including 1105 - Stipend)</b>					
980016		NIAR Research Engineer Liss, Stanley <i>This position is fully funded from restricted use sources.</i>	12	1.00	71,510
980440		NIAR Research Technician Reust, William <i>This position is fully funded from restricted use sources.</i>	12	1.00	59,488
992987		NIAR Quality Engineer Martene, George <i>This position is fully funded from restricted use sources.</i>	12	1.00	84,703
994427		NIAR Research Engineer Robles, Jeffrey <i>This position is fully funded from restricted use sources.</i>	12	1.00	82,170
995559		NIAR Research Engineer Howard, David <i>This position is fully funded from restricted use sources.</i>	12	1.00	88,026
997271		NIAR Research Engineer, Senior Fitzgeralds, Keith <i>This position is fully funded from restricted use sources.</i>	12	1.00	112,090
997473		NIAR Research Engineer, Senior Hunter, Joseph <i>This position is fully funded from restricted use sources.</i>	12	1.00	102,410
1115		Unclassified Salaries-Add'l Comp			-
1160		Unclass Sal-OT/Comp/AHR			-
<b>Total Unclassified Salaries</b>				<b>7.00</b>	<b>600,397</b>
<b>Total Unclassified Salaries by Fund</b>					
D10335		RU NIAR-Calibration and Qual Lab		7.00	600,397
<b>Total Unclassified Salaries by Fund</b>				<b>7.00</b>	<b>600,397</b>
<b>STUDENT ASSISTANTS AND BENEFITS</b>					
1200		Student Salaries-Regular			-
1760		State Leave Pymt Assessment			4,326
1830		Regents Retirement			51,037
1850		TIAA Disability			6,008
1911		Medicare			8,531
1912		OASDI			36,464
1750		Dependent Health Insurance			13,125
1950		Single Group Health Insurance			65,800
1970		Workers Compensation			1,644
1980		Unemployment Compensation			357
<b>Total Students and Fringe Benefits</b>					<b>187,292</b>
<b>Total Students and Fringe Benefits by Fund</b>					

**W.S.U ANNUAL BUDGET**  
**102153 - NIAR - Calibration and Quality Lab**  
**For Fiscal Year 2025**

Account Code	Position Number	Name or Account Description	Months	2025 Adopted	
				Budget FTE	Amount
	D10335	RU NIAR-Calibration and Qual Lab			187,292
		<b>Total Students and Fringe Benefits</b>			<b>187,292</b>
		<b>Total Salaries and Fringe Benefits</b>		<b>7.00</b>	<b>787,689</b>
<b>Total Salaries and Fringe Benefits by Fund</b>					
	D10335	RU NIAR-Calibration and Qual Lab		7.00	787,689
		<b>Total Salaries and Fringe Benefits</b>		<b>7.00</b>	<b>787,689</b>
<b>OTHER OPERATING EXPENDITURES (OOE)</b>					
	7C	Contractual Services			22,334
	7F	Commodities			19,000
	7H	Capital Outlay			10,000
		<b>Total OOE</b>			<b>51,334</b>
<b>Total OOE by Fund</b>					
	D10335	RU NIAR-Calibration and Qual Lab			51,334
		<b>Total OOE by Fund</b>			<b>51,334</b>
		<b>Total FTE and Expenditures</b>		<b>7.00</b>	<b>839,023</b>
<b>Total FTE and Expenditures by Fund</b>					
	D10335	RU NIAR-Calibration and Qual Lab		7.00	839,023
		<b>Total FTE and Expenditures by Fund</b>		<b>7.00</b>	<b>839,023</b>



**W.S.U ANNUAL BUDGET**  
**102156 - NIAR - Composites & Structures**  
**For Fiscal Year 2025**

Account Code	Position Number	Name or Account Description	Months	2025 Adopted	
				Budget FTE	Amount
<b>USS SALARIES</b>					
<b>1000 USS Salaries-Permanent</b>					
<b>Total USS Salaries</b>				-	-
<b>Total USS Salaries by Fund</b>					
<b>Total USS Salaries by Fund</b>				-	-
<b>UNCLASSIFIED SALARIES</b>					
<b>1100 Unclassified Salaries-Permanent (Including 1105 - Stipend)</b>					
980009		NIAR Research Engineer Tay, Neville <i>This position is fully funded from restricted use sources.</i>	12	1.00	90,750
980019		NIAR Research Engineer Smith, Kalle <i>This position is fully funded from restricted use sources.</i>	12	1.00	90,002
980040		NIAR Research Engineer Daharsh, Cole <i>This position is fully funded from restricted use sources.</i>	12	1.00	100,000
980072		NIAR Research Engineer Lian, Cheng Yi <i>This position is fully funded from restricted use sources.</i>	12	1.00	69,326
980073		NIAR Research Associate Chai, Yi Lip <i>This position is fully funded from restricted use sources.</i>	12	1.00	77,022
980074		NIAR Facility Security Officer Scheidel, James <i>This position is fully funded from restricted use sources.</i>	12	1.00	110,250
980125		NIAR Research Associate NE Frimel, William <i>This position is fully funded from restricted use sources.</i>	12	1.00	66,019
980137		NIAR Research Engineer Habakkala Kankanange, Nisal <i>This position is fully funded from restricted use sources.</i>	12	1.00	66,019
980142		NIAR Research Engineer Tayade, Pritansh <i>This position is fully funded from restricted use sources.</i>	12	1.00	66,019
980143		NIAR Research Associate Chay, Ming Chang <i>This position is fully funded from restricted use sources.</i>	12	1.00	60,528
980144		NIAR Research Engineer Vacant <i>This position is fully funded from restricted use sources.</i>		1.00	66,019
980145		NIAR Research Engineer Lierman, Zakk <i>This position is fully funded from restricted use sources.</i>	12	1.00	77,251
980157		AMP Manufacturing Engineer			

**W.S.U ANNUAL BUDGET**  
**102156 - NIAR - Composites & Structures**  
**For Fiscal Year 2025**

Account Code	Position Number	Name or Account Description	Months	2025 Adopted	
				Budget FTE	Amount
		McIntyre, Todd <i>This position is fully funded from restricted use sources.</i>	12	1.00	71,510
	980166	NIAR CNC Machinist Mcgregor, Cory <i>This position is fully funded from restricted use sources.</i>	12	1.00	66,019
	980167	NIAR Supervisor Machine Shop Thompson, Jake <i>This position is fully funded from restricted use sources.</i>	12	1.00	75,000
	980168	NIAR CNC Machinist II Slate, Joseph <i>This position is fully funded from restricted use sources.</i>	12	1.00	66,019
	980196	NIAR Systems Programmer Vacant <i>This position is fully funded from restricted use sources.</i>		1.00	110,000
	980197	NIAR Research Technician Herrington, Logan <i>This position is fully funded from restricted use sources.</i>	12	1.00	66,019
	980242	NIAR Research Engineer, Senior Drinnen, Shaun <i>This position is fully funded from restricted use sources.</i>	12	1.00	125,000
	980301	NIAR Research Associate Perry, Jamin <i>This position is fully funded from restricted use sources.</i>	12	1.00	66,019
	980317	NIAR Research Associate NE Voo, Piet Fang <i>This position is fully funded from restricted use sources.</i>	12	1.00	66,019
	980337	NIAR Research Engineer Chavez-Salas, Jorge <i>This position is fully funded from restricted use sources.</i>	12	1.00	66,019
	980349	NIAR Research Engineer Lim, Vivian Hui Woon <i>This position is fully funded from restricted use sources.</i>	12	1.00	71,510
	980383	NIAR Research Associate Lian, Cheng Min <i>This position is fully funded from restricted use sources.</i>	12	1.00	66,019
	980395	NIAR Research Engineer NE De Silva, Juwan Badathuruge Dinusha <i>This position is fully funded from restricted use sources.</i>	12	1.00	69,326
	980396	NIAR Research Associate Vacant <i>This position is fully funded from restricted use sources.</i>		1.00	66,019
	980501	NIAR Master Scheduler II (PMO) Nguyen, Uyen <i>This position is fully funded from restricted use sources.</i>	12	0.37	35,827
	980521	NIAR Research Technician Senior Vacant <i>This position is fully funded from restricted use sources.</i>		1.00	135,034

**W.S.U ANNUAL BUDGET**  
**102156 - NIAR - Composites & Structures**  
**For Fiscal Year 2025**

Account Code	Position Number	Name or Account Description	Months	2025 Adopted	
				Budget FTE	Amount
	980522	PMO Program Manager I Thome, Andrew <i>This position is fully funded from restricted use sources.</i>	12	0.59	57,230
	980527	Business Development Leader, Advanced Manufacturing Strategy Tubesing, Lauren <i>This position is fully funded from restricted use sources.</i>	12	1.00	152,250
	980539	Chief Engineer, Advanced Manufacturing Strategy Shaw, Mark <i>This position is fully funded from restricted use sources.</i>	12	1.00	168,000
	980543	NIAR Research Technician Senior Vacant <i>This position is fully funded from restricted use sources.</i>		1.00	69,992
	980548	NIAR Research Engineer, Senior - Additive Manufacturing Williams, Malcolm <i>This position is fully funded from restricted use sources.</i>	12	1.00	149,500
	980591	NIAR Database Developer Hoang, Khanh <i>This position is fully funded from restricted use sources.</i>	12	1.00	80,000
	980647	NIAR Research Technician Chai, Yi Yep <i>This position is fully funded from restricted use sources.</i>	12	1.00	50,003
	980657	NIAR Research Engineer - Composites Castillo, Sylvina <i>This position is fully funded from restricted use sources.</i>	12	1.00	65,000
	980687	AMP Machinist II Rinehart, Noah <i>This position is fully funded from restricted use sources.</i>	12	1.00	52,000
	980689	NIAR CNC Machinist II Vacant <i>This position is fully funded from restricted use sources.</i>		1.00	58,240
	980709	NIAR Research Associate Giam, Chung Weng <i>This position is fully funded from restricted use sources.</i>	12	1.00	65,000
	980723	NIAR Research Engineer, Senior - Advanced Materials Research Blenis, Matthew <i>This position is fully funded from restricted use sources.</i>	12	1.00	168,000
	980767	NIAR CNC Machinist II Rozner, Marvin <i>This position is fully funded from restricted use sources.</i>	12	1.00	60,008
	980772	NIAR Research Associate NE Olien, Odessa <i>This position is fully funded from restricted use sources.</i>	12	1.00	60,008
	980775	NIAR Business Operations Manager - AMP Pfannenstiel, Ryan <i>This position is fully funded from restricted use sources.</i>	12	1.00	90,000
	980777	NIARSecSpec Allton, Allysa <i>This position is fully funded from restricted use sources.</i>	12	1.00	72,000

**W.S.U ANNUAL BUDGET**  
**102156 - NIAR - Composites & Structures**  
**For Fiscal Year 2025**

Account Code	Position Number	Name or Account Description	Months	2025 Adopted	
				Budget FTE	Amount
	980782	NIAR CNC Machinist I Bailey, Brandon <i>This position is fully funded from restricted use sources.</i>	12	1.00	43,680
	980783	NIAR Lathe Machinist Vacant <i>This position is fully funded from restricted use sources.</i>		1.00	62,400
	980785	NIAR Research Engineer Thomas, Annika <i>This position is fully funded from restricted use sources.</i>	12	1.00	85,000
	980787	NIAR Research Associate Simoncic, Fischer <i>This position is fully funded from restricted use sources.</i>	12	1.00	60,008
	980790	NIAR Research Associate Harrington, Josiah <i>This position is fully funded from restricted use sources.</i>	12	1.00	60,008
	980800	NIAR CNC Machinist I Vacant <i>This position is fully funded from restricted use sources.</i>		1.00	49,920
	991493	NIAR Research Associate Potter, Zechariah <i>This position is fully funded from restricted use sources.</i>	12	1.00	80,018
	993095	NIAR Research Engineer Wevita Vidanalage Dona, Dilanki <i>This position is fully funded from restricted use sources.</i>	12	1.00	74,277
	994038	NIAR Research Engineer Tan, Ee Jian <i>This position is fully funded from restricted use sources.</i>	12	1.00	67,850
	994040	NIAR Project Coordinator Pringle, Andrew <i>This position is fully funded from restricted use sources.</i>	12	1.00	62,920
	994309	NIAR Research Engineer, Senior Opliger, Matthew <i>This position is fully funded from restricted use sources.</i>	12	1.00	115,500
	994365	NIAR Research Engineer Daharsh, Drew <i>This position is fully funded from restricted use sources.</i>	12	1.00	100,006
	994420	NIAR Lab Manager/Senior Research Engineer Saathoff, Caleb <i>This position is fully funded from restricted use sources.</i>	12	1.00	169,950
	994436	NIAR Research Engineer Stahl, Nicole <i>This position is fully funded from restricted use sources.</i>	12	1.00	71,500
	994440	NIAR Research Engineer Kunjachan, Gilbert <i>This position is fully funded from restricted use sources.</i>	12	1.00	69,326
	994441	NIAR Senior Engineering Manager Saathoff, Brandon	12	1.00	170,775

**W.S.U ANNUAL BUDGET**  
**102156 - NIAR - Composites & Structures**  
**For Fiscal Year 2025**

Account Code	Position Number	Name or Account Description	Months	2025 Adopted	
				Budget FTE	Amount
		<i>This position is fully funded from restricted use sources.</i>			
994514	NIAR Research Engineer	Tim, Eugene Mao Hui	12	1.00	93,517
		<i>This position is fully funded from restricted use sources.</i>			
994696	NIAR Research Engineer	Chan, Anna	12	1.00	80,891
		<i>This position is fully funded from restricted use sources.</i>			
994891	NIAR Research Engineer	Shinde, Manish	12	1.00	78,936
		<i>This position is fully funded from restricted use sources.</i>			
995085	NIAR Research Engineer	Treas, Jonathan	12	1.00	88,046
		<i>This position is fully funded from restricted use sources.</i>			
995187	NIAR Research Engineer, Senior	Tanoto, Vinsensus	12	1.00	165,000
		<i>This position is fully funded from restricted use sources.</i>			
995210	NIAR Manager Research	Ee, Elizabeth	12	1.00	121,000
		<i>This position is fully funded from restricted use sources.</i>			
995566	NIAR Research Engineer, Senior	Lorik, Tomas	12	1.00	130,295
		<i>This position is fully funded from restricted use sources.</i>			
995947	NIAR CNC Machinist II	Mcmillan, Cory	12	1.00	66,019
		<i>This position is fully funded from restricted use sources.</i>			
995974	NIAR Research Engineer, Senior	Teoh, Ping	12	1.00	95,160
		<i>This position is fully funded from restricted use sources.</i>			
996240	NIAR Research Engineer/NDI	Moragodage, Gayan	12	1.00	66,000
		<i>This position is fully funded from restricted use sources.</i>			
996252	NIAR Research Engineer	Shrestha, Yuwaraj	12	1.00	75,005
		<i>This position is fully funded from restricted use sources.</i>			
996568	NIAR Research Engineer	Loh, Zheng Yao	12	1.00	82,514
		<i>This position is fully funded from restricted use sources.</i>			
996869	NIAR Research Engineer	John Devasagayam, Jonathan	12	1.00	75,005
		<i>This position is fully funded from restricted use sources.</i>			
996871	NIAR Research Engineer	Samaradurage Silva, Nuwan	12	1.00	88,026
		<i>This position is fully funded from restricted use sources.</i>			
997123	NIAR Associate Director Research	Ng, Yeow	12	0.50	74,358
		<i>This position is fully funded from restricted use sources.</i>			
997129	NIAR Research Engineer, Senior				

**W.S.U ANNUAL BUDGET**  
**102156 - NIAR - Composites & Structures**  
**For Fiscal Year 2025**

Account Code	Position Number	Name or Account Description	Months	2025 Adopted	
				Budget FTE	Amount
		Matzen, Brian <i>This position is fully funded from restricted use sources.</i>	12	1.00	110,011
	997131	NIAR Research Engineer, Senior Robles, Errick <i>This position is fully funded from restricted use sources.</i>	12	1.00	115,500
	997133	NIAR Research Engineer Lian, Mun <i>This position is fully funded from restricted use sources.</i>	12	1.00	77,189
	997137	NIAR Research Engineer, Senior Koehn, Jason <i>This position is fully funded from restricted use sources.</i>	12	1.00	150,000
	997162	NIAR Assistant Director Research Gilchrist, Jeffrey <i>This position is fully funded from restricted use sources.</i>	12	1.00	165,000
	997173	NIAR Research Engineer, Senior Poon, Kim-Leng <i>This position is fully funded from restricted use sources.</i>	12	1.00	115,731
	997177	NIAR Research Engineer, Senior Tee, Zhi Yang <i>This position is fully funded from restricted use sources.</i>	12	1.00	99,000
	997186	NIAR Research Engineer Jameson, Jacob <i>This position is fully funded from restricted use sources.</i>	12	1.00	77,022
	997190	NIAR Research Engineer, Senior Mah, Shin-Liang <i>This position is fully funded from restricted use sources.</i>	12	1.00	165,000
	997570	Director, Advanced Materials Research and Senior Research Scientist Advanced Materials Andrulonis, Rachael <i>This position is fully funded from restricted use sources.</i>	12	1.00	227,700
	997711	SrVP/Ind&DefPrgs/ExecDirNIAR Tomblin, John <i>This position is fully funded from restricted use sources.</i>	12	0.25	138,164
	997767	NIAR Manager Research Brummer, Breton <i>This position is fully funded from restricted use sources.</i>	12	1.00	110,000
	998454	NIAR Director of NCAMP and Associate Director of Composite & Advanced Materials Laboratory Lovingfoss, Royal <i>This position is fully funded from restricted use sources.</i>	12	1.00	207,900
	998760	NIAR Research Engineer, Senior Man, Ka <i>This position is fully funded from restricted use sources.</i>	12	1.00	83,738
	998899	NIAR Research Engineer Massawe, Emmanuel <i>This position is fully funded from restricted use sources.</i>	12	1.00	82,514
	999125	NIAR Research Engineer Rocha, Emilio	12	1.00	100,006

**W.S.U ANNUAL BUDGET**  
**102156 - NIAR - Composites & Structures**  
**For Fiscal Year 2025**

Account Code	Position Number	Name or Account Description	Months	2025 Adopted		
				Budget FTE	Amount	
		<i>This position is fully funded from restricted use sources.</i>				
	999138	NIAR Research Scholar Patlolla, Vamsidhar	12	0.50	24,398	
		<i>This position is fully funded from restricted use sources.</i>				
	999242	NIAR Research Engineer Gunasekara, Withanage Kanila	12	1.00	66,019	
		<i>This position is fully funded from restricted use sources.</i>				
	999258	NIAR Research Engineer Udawalawwa, Sandeepa	12	1.00	65,489	
		<i>This position is fully funded from restricted use sources.</i>				
	999904	NIAR Research Engineer Joseph, Jairus	12	1.00	75,075	
		<i>This position is fully funded from restricted use sources.</i>				
	999946	NIAR Research Engineer Venzor, German	12	1.00	100,006	
		<i>This position is fully funded from restricted use sources.</i>				
	999966	NIAR Research Associate Siow, Wee Jun	12	1.00	77,438	
		<i>This position is fully funded from restricted use sources.</i>				
	1110	Uncl-Salaries-Seasonal and Temp			-	
	1115	Unclassified Salaries-Add'l Comp			-	
	1160	Unclass Sal-OT/Comp/AHR			-	
	1130	Grad Assistants-Research			-	
		<b>Total Unclassified Salaries</b>		<b>94.21</b>	<b>8,733,610</b>	
		<b>Total Unclassified Salaries by Fund</b>				
	D10131	RU NIAR-Composites & Structures		94.21	8,733,610	
	D11349	SRO Composites SC Reserve		-	-	
		<b>Total Unclassified Salaries by Fund</b>		<b>94.21</b>	<b>8,733,610</b>	
<b>STUDENT ASSISTANTS AND BENEFITS</b>						
	1200	Student Salaries-Regular			-	
	1760	State Leave Pymt Assessment			62,932	
	1830	Regents Retirement			689,899	
	1850	TIAA Disability			87,382	
	1911	Medicare			124,363	
	1912	OASDI			520,643	
	1750	Dependent Health Insurance			150,545	
	1752	Healthy Kids Health Insurance			863	
	1950	Single Group Health Insurance			714,630	
	1970	Workers Compensation			23,896	
	1980	Unemployment Compensation			5,197	
		<b>Total Students and Fringe Benefits</b>			<b>2,380,350</b>	
		<b>Total Students and Fringe Benefits by Fund</b>				
	D10131	RU NIAR-Composites & Structures			2,380,350	
	D11349	SRO Composites SC Reserve			-	
		<b>Total Students and Fringe Benefits</b>			<b>2,380,350</b>	
		<b>Total Salaries and Fringe Benefits</b>		<b>94.21</b>	<b>11,113,960</b>	
		<b>Total Salaries and Fringe Benefits by Fund</b>				
	D10131	RU NIAR-Composites & Structures		94.21	11,113,960	
	D11349	SRO Composites SC Reserve		-	-	
		<b>Total Salaries and Fringe Benefits</b>		<b>94.21</b>	<b>11,113,960</b>	

**OTHER OPERATING EXPENDITURES (OOE)**

**W.S.U ANNUAL BUDGET**  
**102156 - NIAR - Composites & Structures**  
**For Fiscal Year 2025**

Account Code	Position Number	Name or Account Description	Months	2025 Adopted	
				Budget FTE	Amount
		7C Contractual Services			2,485,240
		7F Commodities			1,866,000
		7H Capital Outlay			1,445,200
		7X Indirect Costs			9,138,347
		7Z Transfers Out			3,575,000
		<b>Total OOE</b>			<b>18,509,787</b>
<b>Total OOE by Fund</b>					
	D10131	RU NIAR-Composites & Structures			13,934,787
	D11349	SRO Composites SC Reserve			4,575,000
		<b>Total OOE by Fund</b>			<b>18,509,787</b>
<b>Total FTE and Expenditures</b>				<b>94.21</b>	<b>29,623,747</b>
<b>Total FTE and Expenditures by Fund</b>					
	D10131	RU NIAR-Composites & Structures		94.21	25,048,747
	D11349	SRO Composites SC Reserve		-	4,575,000
		<b>Total FTE and Expenditures by Fund</b>		<b>94.21</b>	<b>29,623,747</b>



**W.S.U ANNUAL BUDGET  
102157 - NIAR - CAD/CAM  
For Fiscal Year 2025**

Account Code	Position Number	Name or Account Description	Months	2025 Adopted	
				Budget FTE	Amount
<b>USS SALARIES</b>					
<b>1000 USS Salaries-Permanent</b>					
<b>Total USS Salaries</b>				-	-
<b>Total USS Salaries by Fund</b>					
<b>Total USS Salaries by Fund</b>				-	-
<b>UNCLASSIFIED SALARIES</b>					
<b>1100 Unclassified Salaries-Permanent (Including 1105 - Stipend)</b>					
980110		NIAR Research Associate Hilliker, Hunter <i>This position is fully funded from restricted use sources.</i>	12	1.00	84,000
980161		NIAR Research Associate Kuwata, Cameron <i>This position is fully funded from restricted use sources.</i>	12	1.00	81,000
980170		NIAR Research Associate Fowler, Jessica <i>This position is fully funded from restricted use sources.</i>	12	1.00	75,000
980200		NIAR Research Associate Le, Tri <i>This position is fully funded from restricted use sources.</i>	12	1.00	80,000
980257		NIAR Research Technician House, Daniel <i>This position is fully funded from restricted use sources.</i>	12	1.00	64,002
980307		NIAR Laboratory Research Technician Ibarra, Francisco <i>This position is fully funded from restricted use sources.</i>	12	1.00	66,019
980346		NIAR Research Technician Nangle, Joshua <i>This position is fully funded from restricted use sources.</i>	12	1.00	62,005
980356		NIAR Research Associate Basic, Christopher <i>This position is fully funded from restricted use sources.</i>	12	1.00	72,000
980361		NIAR Research Associate Smith, Nicholas <i>This position is fully funded from restricted use sources.</i>	12	1.00	75,000
980393		NIAR Research Engineer E Mysore, Kaushik <i>This position is fully funded from restricted use sources.</i>	12	1.00	70,000
980394		NIAR Research Technician Mund, Jacob <i>This position is fully funded from restricted use sources.</i>	12	1.00	65,000
980403		NIAR Research Associate Vacant <i>This position is fully funded from restricted use sources.</i>		1.00	68,000
980439		NIAR Research Associate			

**W.S.U ANNUAL BUDGET  
102157 - NIAR - CAD/CAM  
For Fiscal Year 2025**

Account Code	Position Number	Name or Account Description	Months	2025 Adopted	
				Budget FTE	Amount
		Kwasniak, Nicholas <i>This position is fully funded from restricted use sources.</i>	12	1.00	72,000
	980444	NIAR Research Associate Henderson, Michael <i>This position is fully funded from restricted use sources.</i>	12	1.00	73,000
	980465	NIAR Research Associate Schwindt, Drew <i>This position is fully funded from restricted use sources.</i>	12	1.00	69,000
	980546	NIAR Research Associate E Elliott, Henry <i>This position is fully funded from restricted use sources.</i>	12	1.00	67,000
	980551	NIAR Research Associate Woods, Jacob <i>This position is fully funded from restricted use sources.</i>	12	1.00	76,000
	980555	NIAR Business Operations Manager Loveall, McKenzie <i>This position is fully funded from restricted use sources.</i>	12	1.00	77,501
	980567	NIAR Research Associate E Lindow, Samuel <i>This position is fully funded from restricted use sources.</i>	12	1.00	75,000
	980603	NIAR Research Associate Esch, Andrew <i>This position is fully funded from restricted use sources.</i>	12	1.00	72,000
	980659	NIAR Research Associate E Wilson, Jacob <i>This position is fully funded from restricted use sources.</i>	12	1.00	77,000
	980710	NIAR Research Associate Anderson, Chase <i>This position is fully funded from restricted use sources.</i>	12	1.00	68,000
	980726	NIAR Research Associate Gabriel, Taurlach <i>This position is fully funded from restricted use sources.</i>	12	1.00	73,000
	980733	NIAR Research Technician II Heimerman, Gavin <i>This position is fully funded from restricted use sources.</i>	12	1.00	60,008
	980750	NIAR Research Associate Scarberry, Caleb <i>This position is fully funded from restricted use sources.</i>	12	1.00	69,000
	980786	NIAR Research Associate Saw, Peter <i>This position is fully funded from restricted use sources.</i>	12	1.00	65,000
	980788	NIAR Research Associate Tran, Khang <i>This position is fully funded from restricted use sources.</i>	12	1.00	65,000
	980804	NIAR Research Associate Vacant <i>This position is fully funded from restricted use sources.</i>		1.00	65,000

**W.S.U ANNUAL BUDGET  
102157 - NIAR - CAD/CAM  
For Fiscal Year 2025**

Account Code	Position Number	Name or Account Description	Months	2025 Adopted	
				Budget FTE	Amount
	991682	NIAR Research Associate Locke, Lori <i>This position is fully funded from restricted use sources.</i>	12	1.00	70,000
	991706	NIAR Research Associate Couser, Tyler <i>This position is fully funded from restricted use sources.</i>	12	1.00	85,000
	992025	NIAR Research Associate Pijarowski, Kyle <i>This position is fully funded from restricted use sources.</i>	12	1.00	100,000
	992046	NIAR Research Associate Sitz, Jeremiah <i>This position is fully funded from restricted use sources.</i>	12	1.00	95,000
	992065	NIAR Research Associate Herrera, Jose <i>This position is fully funded from restricted use sources.</i>	12	1.00	75,000
	993029	NIAR Research Associate Paul, Norman <i>This position is fully funded from restricted use sources.</i>	12	1.00	66,000
	994435	NIAR Research Engineer, Senior Reuter, Kimberly <i>This position is fully funded from restricted use sources.</i>	12	1.00	110,000
	994932	NIAR Technical Coordinator Brown, Joanna <i>This position is fully funded from restricted use sources.</i>	12	1.00	56,014
	994949	NIAR Research Engineer Steward, Jacob <i>This position is fully funded from restricted use sources.</i>	12	1.00	115,000
	996708	NIAR Research Associate, Senior Snetsinger, Charles <i>This position is fully funded from restricted use sources.</i>	12	1.00	81,000
	997125	NIAR Associate Director Longwell, Ryan <i>This position is fully funded from restricted use sources.</i>	12	1.00	140,000
	997182	NIAR Associate Director Shipley, Nathan <i>This position is fully funded from restricted use sources.</i>	12	1.00	145,000
	998245	NIAR Director Research Ehrstein, Shawn <i>This position is fully funded from restricted use sources.</i>	12	1.00	252,000
	999299	NIAR Project Manager Hart, Traci <i>This position is fully funded from restricted use sources.</i>	12	0.50	43,500
	999343	NIAR Research Engineer Chowdhury, Farhan <i>This position is fully funded from restricted use sources.</i>	12	1.00	72,000
	999357	NIAR Research Associate, Senior McTigue, Brian <i>This position is fully funded from restricted use sources.</i>	12	1.00	85,000

**W.S.U ANNUAL BUDGET**  
**102157 - NIAR - CAD/CAM**  
**For Fiscal Year 2025**

Account Code	Position Number	Name or Account Description	Months	2025 Adopted	
				Budget FTE	Amount
	999981	NIAR Research Associate Barsamian, Brian <i>This position is fully funded from restricted use sources.</i>	12	1.00	75,000
	1110	Uncl-Salaries-Seasonal and Temp			-
	1115	Unclassified Salaries-Add'l Comp			-
	1130	Grad Assistants-Research			-
		<b>Total Unclassified Salaries</b>		<b>44.50</b>	<b>3,651,049</b>
		<b>Total Unclassified Salaries by Fund</b>			
	D10132	RU NIAR-CAD/CAM		41.50	3,432,049
	D11348	RU NIAR-CATIA-Classes		3.00	219,000
		<b>Total Unclassified Salaries by Fund</b>		<b>44.50</b>	<b>3,651,049</b>
<b>STUDENT ASSISTANTS AND BENEFITS</b>					
	1200	Student Salaries-Regular			-
	1760	State Leave Pymt Assessment			26,302
	1810	KPERS Retirement			6,397
	1830	Regents Retirement			294,290
	1850	TIAA Disability			36,516
	1911	Medicare			52,385
	1912	OASDI			219,541
	1750	Dependent Health Insurance			24,063
	1752	Healthy Kids Health Insurance			863
	1950	Single Group Health Insurance			333,700
	1970	Workers Compensation			9,990
	1980	Unemployment Compensation			2,184
		<b>Total Students and Fringe Benefits</b>			<b>1,006,231</b>
		<b>Total Students and Fringe Benefits by Fund</b>			
	D10132	RU NIAR-CAD/CAM			942,588
	D11348	RU NIAR-CATIA-Classes			63,643
		<b>Total Students and Fringe Benefits</b>			<b>1,006,231</b>
		<b>Total Salaries and Fringe Benefits</b>		<b>44.50</b>	<b>4,657,280</b>
		<b>Total Salaries and Fringe Benefits by Fund</b>			
	D10132	RU NIAR-CAD/CAM		41.50	4,374,637
	D11348	RU NIAR-CATIA-Classes		3.00	282,643
		<b>Total Salaries and Fringe Benefits</b>		<b>44.50</b>	<b>4,657,280</b>
<b>OTHER OPERATING EXPENDITURES (OOE)</b>					
	7C	Contractual Services			4,097,290
	7F	Commodities			83,620
	7H	Capital Outlay			491,620
	7L	Grants Claims & Shared Revenue			10,000
	7X	Indirect Costs			3,675,372
	7Z	Transfers Out			1,927,310
		<b>Total OOE</b>			<b>10,285,212</b>
		<b>Total OOE by Fund</b>			
	D10132	RU NIAR-CAD/CAM			8,225,788
	D11348	RU NIAR-CATIA-Classes			132,114
	D11412	SRO CadCam Service Center Reserve			1,927,310
		<b>Total OOE by Fund</b>			<b>10,285,212</b>
		<b>Total FTE and Expenditures</b>		<b>44.50</b>	<b>14,942,492</b>
		<b>Total FTE and Expenditures by Fund</b>			
	D10132	RU NIAR-CAD/CAM		41.50	12,600,425
	D11348	RU NIAR-CATIA-Classes		3.00	414,757
	D11412	SRO CadCam Service Center Reserve		-	1,927,310
		<b>Total FTE and Expenditures by Fund</b>		<b>44.50</b>	<b>14,942,492</b>

**W.S.U ANNUAL BUDGET**  
**102159 - NIAR - Information Technology Ctr**  
**For Fiscal Year 2025**

Account Code	Position Number	Name or Account Description	Months	2025 Adopted	
				Budget FTE	Amount
<b>USS SALARIES</b>					
<b>1000 USS Salaries-Permanent</b>					
1030		USS Salaries-Standby		-	12,000
		<b>Total USS Salaries</b>		<b>-</b>	<b>12,000</b>
<b>Total USS Salaries by Fund</b>					
D10134		RU NIAR-Information Technology Ctr		-	12,000
		<b>Total USS Salaries by Fund</b>		<b>-</b>	<b>12,000</b>
<b>UNCLASSIFIED SALARIES</b>					
<b>1100 Unclassified Salaries-Permanent (Including 1105 - Stipend)</b>					
980601		IDP Information Security Analyst Senior Alfaro, Donald	12	1.00	114,750
		<i>This position is fully funded from restricted use sources.</i>			
980634		IDP Information Security Manager Kerr, Kenneth	12	1.00	84,000
		<i>This position is fully funded from restricted use sources.</i>			
980651		IDP High Performance Computing Technician I Morse, Alexis	12	1.00	49,150
		<i>This position is fully funded from restricted use sources.</i>			
980702		IDP Technology HelpDesk Specialist Sonexarth, Davin	12	1.00	50,232
		<i>This position is fully funded from restricted use sources.</i>			
980734		IDP Information Security Analyst Calloway, Jon	12	1.00	76,500
		<i>This position is fully funded from restricted use sources.</i>			
980771		IDP Application Administrator Barr, Bryan	12	1.00	78,520
		<i>This position is fully funded from restricted use sources.</i>			
980776		IDP Application Administrator Donley, Shaneon	12	1.00	72,509
		<i>This position is fully funded from restricted use sources.</i>			
991689		IDP Server Analyst Hein, William	12	1.00	65,437
		<i>This position is fully funded from restricted use sources.</i>			
992993		IDP Director Information Technology and Security Snyder, Chris	12	1.00	173,644
		<i>This position is fully funded from restricted use sources.</i>			
993257		IDP Manager Desktop Support Lilly, Megan	12	1.00	73,445
		<i>This position is fully funded from restricted use sources.</i>			
997663		IDP Manager Information Technology Dolan, Scott	12	1.00	96,300
		<i>This position is fully funded from restricted use sources.</i>			
997817		IDP Manager Information Technology Lind, Rasmus	12	1.00	96,537
		<i>This position is fully funded from restricted use sources.</i>			
998750		IDP Technology Help Specialist, Senior			

**W.S.U ANNUAL BUDGET**  
**102159 - NIAR - Information Technology Ctr**  
**For Fiscal Year 2025**

Account Code	Position Number	Name or Account Description	Months	2025 Adopted	
				Budget FTE	Amount
		Walker, Kenneth	12	1.00	70,450
		<i>This position is fully funded from restricted use sources.</i>			
	1110	Uncl-Salaries-Seasonal and Temp			140,000
		<b>Total Unclassified Salaries</b>		<b>13.00</b>	<b>1,241,473</b>
		<b>Total Unclassified Salaries by Fund</b>			
	D10134	RU NIAR-Information Technology Ctr		13.00	1,241,473
		<b>Total Unclassified Salaries by Fund</b>		<b>13.00</b>	<b>1,241,473</b>
<b>STUDENT ASSISTANTS AND BENEFITS</b>					
	1200	Student Salaries-Regular			266,760
	1760	State Leave Pymt Assessment			9,033
	1810	KPERS Retirement			1,371
	1830	Regents Retirement			93,632
	1850	TIAA Disability			11,141
	1911	Medicare			17,900
	1912	OASDI			76,379
	1750	Dependent Health Insurance			17,500
	1752	Healthy Kids Health Insurance			-
	1950	Single Group Health Insurance			84,600
	1970	Workers Compensation			3,430
	1980	Unemployment Compensation			747
		<b>Total Students and Fringe Benefits</b>			<b>582,493</b>
		<b>Total Students and Fringe Benefits by Fund</b>			
	D10134	RU NIAR-Information Technology Ctr			582,493
		<b>Total Students and Fringe Benefits</b>			<b>582,493</b>
		<b>Total Salaries and Fringe Benefits</b>		<b>13.00</b>	<b>1,835,966</b>
		<b>Total Salaries and Fringe Benefits by Fund</b>			
	D10134	RU NIAR-Information Technology Ctr		13.00	1,835,966
		<b>Total Salaries and Fringe Benefits</b>		<b>13.00</b>	<b>1,835,966</b>
<b>OTHER OPERATING EXPENDITURES (OOE)</b>					
	7C	Contractual Services			1,931,371
	7F	Commodities			8,900
	7H	Capital Outlay			271,782
		<b>Total OOE</b>			<b>2,212,053</b>
		<b>Total OOE by Fund</b>			
	D10134	RU NIAR-Information Technology Ctr			2,212,053
		<b>Total OOE by Fund</b>			<b>2,212,053</b>
		<b>Total FTE and Expenditures</b>		<b>13.00</b>	<b>4,048,019</b>
		<b>Total FTE and Expenditures by Fund</b>			
	D10134	RU NIAR-Information Technology Ctr		13.00	4,048,019
		<b>Total FTE and Expenditures by Fund</b>		<b>13.00</b>	<b>4,048,019</b>

**W.S.U ANNUAL BUDGET**  
**102163 - NIAR - Crash Dynamics**  
**For Fiscal Year 2025**

Account Code	Position Number	Name or Account Description	Months	2025 Adopted	
				Budget FTE	Amount
<b>USS SALARIES</b>					
<b>1000 USS Salaries-Permanent</b>					
<b>Total USS Salaries</b>				-	-
<b>Total USS Salaries by Fund</b>					
<b>Total USS Salaries by Fund</b>				-	-
<b>UNCLASSIFIED SALARIES</b>					
<b>1100 Unclassified Salaries-Permanent (Including 1105 - Stipend)</b>					
980519		NIAR Research Associate De Giacomo Leite, Irene <i>This position is fully funded from restricted use sources.</i>	12	1.00	60,000
980724		NIAR Research Technician I Kinney, Max <i>This position is fully funded from restricted use sources.</i>	12	1.00	45,011
996510		NIAR Research Engineer Pyles, Marcus <i>This position is fully funded from restricted use sources.</i>	12	1.00	83,000
997618		NIAR Research Scientist Huculak, Robert <i>This position is fully funded from restricted use sources.</i>	12	1.00	125,000
1115		Unclassified Salaries-Add'l Comp			-
<b>Total Unclassified Salaries</b>				<b>4.00</b>	<b>313,011</b>
<b>Total Unclassified Salaries by Fund</b>					
D10138		RU NIAR-Crash Dynamics		4.00	313,011
<b>Total Unclassified Salaries by Fund</b>				<b>4.00</b>	<b>313,011</b>
<b>STUDENT ASSISTANTS AND BENEFITS</b>					
1760		State Leave Pymt Assessment			2,255
1830		Regents Retirement			26,607
1850		TIAA Disability			3,131
1911		Medicare			4,473
1912		OASDI			19,119
1750		Dependent Health Insurance			4,375
1950		Single Group Health Insurance			28,200
1970		Workers Compensation			857
1980		Unemployment Compensation			187
<b>Total Students and Fringe Benefits</b>					<b>89,204</b>
<b>Total Students and Fringe Benefits by Fund</b>					
D10138		RU NIAR-Crash Dynamics			89,204
<b>Total Students and Fringe Benefits</b>					<b>89,204</b>
<b>Total Salaries and Fringe Benefits</b>				<b>4.00</b>	<b>402,215</b>
<b>Total Salaries and Fringe Benefits by Fund</b>					
D10138		RU NIAR-Crash Dynamics		4.00	402,215
<b>Total Salaries and Fringe Benefits</b>				<b>4.00</b>	<b>402,215</b>
<b>OTHER OPERATING EXPENDITURES (OOE)</b>					
7C		Contractual Services			196,550
7F		Commodities			978,466
7H		Capital Outlay			23,000
7X		Indirect Costs			467,015

**W.S.U ANNUAL BUDGET**  
**102163 - NIAR - Crash Dynamics**  
**For Fiscal Year 2025**

Account Code	Position Number	Name or Account Description	Months	2025 Adopted	
				Budget FTE	Amount
	7Z	Transfers Out			132,132
<b>Total OOE</b>					<b>1,797,163</b>
<b>Total OOE by Fund</b>					
D10138		RU NIAR-Crash Dynamics			1,658,031
D11414		SRO Crash Dynamics SC Reserve			139,132
<b>Total OOE by Fund</b>					<b>1,797,163</b>
<b>Total FTE and Expenditures</b>				<b>4.00</b>	<b>2,199,378</b>
<b>Total FTE and Expenditures by Fund</b>					
D10138		RU NIAR-Crash Dynamics		4.00	2,060,246
D11414		SRO Crash Dynamics SC Reserve		-	139,132
<b>Total FTE and Expenditures by Fund</b>				<b>4.00</b>	<b>2,199,378</b>



**W.S.U ANNUAL BUDGET**  
**102165 - NIAR - Management Fund**  
**For Fiscal Year 2025**

Account Code	Position Number	Name or Account Description	Months	2025 Adopted	
				Budget FTE	Amount
<b>USS SALARIES</b>					
<b>1000 USS Salaries-Permanent</b>					
<b>Total USS Salaries</b>				-	-
<b>Total USS Salaries by Fund</b>					
<b>Total USS Salaries by Fund</b>				-	-
<b>UNCLASSIFIED SALARIES</b>					
<b>1100 Unclassified Salaries-Permanent (Including 1105 - Stipend)</b>					
<b>Total Unclassified Salaries</b>				-	-
<b>Total Unclassified Salaries by Fund</b>					
<b>Total Unclassified Salaries by Fund</b>				-	-
<b>STUDENT ASSISTANTS AND BENEFITS</b>					
<b>Total Students and Fringe Benefits</b>				-	-
<b>Total Students and Fringe Benefits by Fund</b>					
<b>Total Students and Fringe Benefits</b>				-	-
<b>Total Salaries and Fringe Benefits</b>				-	-
<b>Total Salaries and Fringe Benefits by Fund</b>					
<b>Total Salaries and Fringe Benefits</b>				-	-
<b>OTHER OPERATING EXPENDITURES (OOE)</b>					
7C		Contractual Services			1,345,000
7H		Capital Outlay			615,400
7X		Indirect Costs			10,346,682
7Z		Transfers Out			1,077,048
<b>Total OOE</b>					<b>13,384,130</b>
<b>Total OOE by Fund</b>					
D10140		RU NIAR - Management Fund			-
D11762		SRO NIAR - Management Fund			13,384,130
<b>Total OOE by Fund</b>					<b>13,384,130</b>
<b>Total FTE and Expenditures</b>				-	<b>13,384,130</b>
<b>Total FTE and Expenditures by Fund</b>					
D10140		RU NIAR - Management Fund		-	-
D11762		SRO NIAR - Management Fund		-	13,384,130
<b>Total FTE and Expenditures by Fund</b>				-	<b>13,384,130</b>

**W.S.U ANNUAL BUDGET**  
**102169 - NIAR - Full Scale Structural Test**  
**For Fiscal Year 2025**

Account Code	Position Number	Name or Account Description	Months	2025 Adopted	
				Budget FTE	Amount
<b>USS SALARIES</b>					
<b>1000 USS Salaries-Permanent</b>					
<b>Total USS Salaries</b>				-	-
<b>Total USS Salaries by Fund</b>					
<b>Total USS Salaries by Fund</b>				-	-
<b>UNCLASSIFIED SALARIES</b>					
<b>1100 Unclassified Salaries-Permanent (Including 1105 - Stipend)</b>					
980113		NIAR Test Mechanic Banks, Kyle <i>This position is fully funded from restricted use sources.</i>	12	1.00	47,861
980115		NIAR Test Mechanic Hiser, Grady <i>This position is fully funded from restricted use sources.</i>	12	1.00	60,112
980198		NIAR Research Engineer Rudd, Grant <i>This position is fully funded from restricted use sources.</i>	12	1.00	89,440
980273		NIAR Project Manager Steinhilpert, David <i>This position is fully funded from restricted use sources.</i>	12	1.00	78,000
980463		NIAR Instrumentation Technician Mccue, Caleb <i>This position is fully funded from restricted use sources.</i>	12	1.00	45,760
		Klaassen, Tyson <i>This position is fully funded from restricted use sources.</i>	12	1.00	61,984
980605		NIAR Instrumentation Technician Don, Dulip <i>This position is fully funded from restricted use sources.</i>	12	1.00	52,000
980669		NIARBusOpsMgr Vacant <i>This position is fully funded from restricted use sources.</i>		1.00	47,840
980708		NIAR Test Mechanic Blaine, Stephen <i>This position is fully funded from restricted use sources.</i>	12	1.00	41,600
993600		NIAR Research Engineer Lowe, Jessy <i>This position is fully funded from restricted use sources.</i>	12	1.00	72,800
994674		NIAR Test Mechanic, Senior Friess, Robert <i>This position is fully funded from restricted use sources.</i>	12	1.00	68,640
994851		NIAR Research Engineer, Senior Engel, Nathan <i>This position is fully funded from restricted use sources.</i>	12	1.00	94,000
994875		NIAR Research Engineer Hastings, David	12	1.00	89,440

**W.S.U ANNUAL BUDGET**  
**102169 - NIAR - Full Scale Structural Test**  
**For Fiscal Year 2025**

Account Code	Position Number	Name or Account Description	Months	2025 Adopted	
				Budget FTE	Amount
		<i>This position is fully funded from restricted use sources.</i>			
	994889	NIAR Instrumentation Technician, Senior Schemm, Kurt <i>This position is fully funded from restricted use sources.</i>	12	1.00	96,720
	995099	NIAR Research Engineer Whitney, Connor <i>This position is fully funded from restricted use sources.</i>	12	1.00	81,120
	995184	NIAR Test Mechanic, Senior Stefan, G <i>This position is fully funded from restricted use sources.</i>	12	1.00	63,440
	995239	NIAR Research Engineer, Senior Tran, Wuy <i>This position is fully funded from restricted use sources.</i>	12	1.00	97,000
	996289	NIAR Test Mechanic Smith, Tyler <i>This position is fully funded from restricted use sources.</i>	12	1.00	63,440
	997128	NIAR Research Engineer, Senior Kahmeyer, Quintin <i>This position is fully funded from restricted use sources.</i>	12	1.00	94,000
	997140	NIAR Project Manager Sharpe, Anna <i>This position is fully funded from restricted use sources.</i>	12	1.00	88,500
	997141	NIAR Technical Writer Burns, Karen <i>This position is fully funded from restricted use sources.</i>	12	1.00	67,434
	997145	NIAR Test Mechanic, Senior Bell, Roman <i>This position is fully funded from restricted use sources.</i>	12	1.00	63,440
	997146	NIAR Test Mechanic Hilger, Jeffrey <i>This position is fully funded from restricted use sources.</i>	12	1.00	60,112
	997151	NIAR Test Mechanic, Senior Jones, Brian <i>This position is fully funded from restricted use sources.</i>	12	1.00	75,920
	997157	NIAR Research Engineer Jacobson, Dustin <i>This position is fully funded from restricted use sources.</i>	12	1.00	74,880
	997161	NIAR Instrumentation Technician, Senior McAdam, Sean <i>This position is fully funded from restricted use sources.</i>	12	0.50	39,780
	997189	NIAR Associate Director Full Scale Structural Test Buzard, Jayme <i>This position is fully funded from restricted use sources.</i>	12	1.00	131,250
	997192	NIAR Test Mechanic, Senior Knee, Michael <i>This position is fully funded from restricted use sources.</i>	12	1.00	72,800
	997387	NIAR Manager Research			

**W.S.U ANNUAL BUDGET**  
**102169 - NIAR - Full Scale Structural Test**  
**For Fiscal Year 2025**

Account Code	Position Number	Name or Account Description	Months	2025 Adopted	
				Budget FTE	Amount
		McLendon, Steven <i>This position is fully funded from restricted use sources.</i>	12	1.00	83,200
	997507	NIAR Instrumentation Technician Banks, Bryce <i>This position is fully funded from restricted use sources.</i>	12	1.00	75,816
	997547	NIAR Instrumentation Technician Jacobs, Kyle <i>This position is fully funded from restricted use sources.</i>	12	1.00	57,200
	997774	Director of Full Scale Structural Test Baier, Brandon <i>This position is fully funded from restricted use sources.</i>	12	1.00	150,150
	998086	NIAR Test Mechanic, Senior May, Scott <i>This position is fully funded from restricted use sources.</i>	12	1.00	69,680
	998742	NIAR Technical Writer, Senior Hatfield, Jane <i>This position is fully funded from restricted use sources.</i>	12	1.00	76,960
	998746	NIAR Test Mechanic, Senior Fisher, Andrew <i>This position is fully funded from restricted use sources.</i>	12	1.00	68,640
	998752	NIAR Instrumentation Technician Hanson, Jon <i>This position is fully funded from restricted use sources.</i>	12	1.00	80,870
	998753	NIAR Supervisor Instrumentation Maddox, Jacob <i>This position is fully funded from restricted use sources.</i>	12	1.00	78,000
	998754	NIAR Test Mechanic Robinson, Tyler <i>This position is fully funded from restricted use sources.</i>	12	1.00	56,160
	1110	Uncl-Salaries-Seasonal and Temp			-
	1115	Unclassified Salaries-Add'l Comp			-
	1160	Unclass Sal-OT/Comp/AHR			-
		<b>Total Unclassified Salaries</b>		<b>37.50</b>	<b>2,815,989</b>
<b>Total Unclassified Salaries by Fund</b>					
	D10144	RU NIAR-Aircraft Struc Test/Eval		37.50	2,815,989
		<b>Total Unclassified Salaries by Fund</b>		<b>37.50</b>	<b>2,815,989</b>
<b>STUDENT ASSISTANTS AND BENEFITS</b>					
	1200	Student Salaries-Regular			-
	1760	State Leave Pymt Assessment			20,294
	1830	Regents Retirement			235,312
	1850	TIAA Disability			28,174
	1911	Medicare			39,555
	1912	OASDI			169,070
	1750	Dependent Health Insurance			91,875
	1950	Single Group Health Insurance			319,600
	1970	Workers Compensation			7,708
	1980	Unemployment Compensation			1,655
		<b>Total Students and Fringe Benefits</b>			<b>913,243</b>
<b>Total Students and Fringe Benefits by Fund</b>					
	D10144	RU NIAR-Aircraft Struc Test/Eval			913,243

**W.S.U ANNUAL BUDGET**  
**102169 - NIAR - Full Scale Structural Test**  
**For Fiscal Year 2025**

Account Code	Position Number	Name or Account Description	Months	2025 Adopted	
				Budget FTE	Amount
<b>Total Students and Fringe Benefits</b>					<b>913,243</b>
<b>Total Salaries and Fringe Benefits</b>				<b>37.50</b>	<b>3,729,232</b>
<b>Total Salaries and Fringe Benefits by Fund</b>					
D10144	RU	NIAR-Aircraft Struc Test/Eval		37.50	3,729,232
<b>Total Salaries and Fringe Benefits</b>				<b>37.50</b>	<b>3,729,232</b>
<b>OTHER OPERATING EXPENDITURES (OOE)</b>					
7C		Contractual Services			1,124,316
7F		Commodities			392,056
7H		Capital Outlay			545,400
7L		Grants Claims & Shared Revenue			5,000
7X		Indirect Costs			2,215,950
7Z		Transfers Out			863,492
<b>Total OOE</b>					<b>5,146,214</b>
<b>Total OOE by Fund</b>					
D10144	RU	NIAR-Aircraft Struc Test/Eval			3,786,722
D11416	SRO	Aircraft Struct&Eval SC Reserve			1,359,492
<b>Total OOE by Fund</b>					<b>5,146,214</b>
<b>Total FTE and Expenditures</b>				<b>37.50</b>	<b>8,875,446</b>
<b>Total FTE and Expenditures by Fund</b>					
D10144	RU	NIAR-Aircraft Struc Test/Eval		37.50	7,515,954
D11416	SRO	Aircraft Struct&Eval SC Reserve		-	1,359,492
<b>Total FTE and Expenditures by Fund</b>				<b>37.50</b>	<b>8,875,446</b>

**W.S.U ANNUAL BUDGET**  
**102170 - NIAR - Additive Manufacturing**  
**For Fiscal Year 2025**

Account Code	Position Number	Name or Account Description	Months	2025 Adopted	
				Budget FTE	Amount
<b>USS SALARIES</b>					
<b>1000 USS Salaries-Permanent</b>					
<b>Total USS Salaries</b>				-	-
<b>Total USS Salaries by Fund</b>					
<b>Total USS Salaries by Fund</b>				-	-
<b>UNCLASSIFIED SALARIES</b>					
<b>1100 Unclassified Salaries-Permanent (Including 1105 - Stipend)</b>					
980164		NIAR Research Associate Heiman, Brandon	12	1.00	73,000
<i>This position is fully funded from restricted use sources.</i>					
980294		NIAR Research Engineer Farran, Michael	12	1.00	85,000
<i>This position is fully funded from restricted use sources.</i>					
995246		NIAR Manager Research Rempe, Chris	12	0.50	62,500
<i>This position is fully funded from restricted use sources.</i>					
1115		Unclassified Salaries-Add'l Comp			-
<b>Total Unclassified Salaries</b>				<b>2.50</b>	<b>220,500</b>
<b>Total Unclassified Salaries by Fund</b>					
D11369		RU NIAR - Additive Manufacturing		2.50	220,500
<b>Total Unclassified Salaries by Fund</b>				<b>2.50</b>	<b>220,500</b>
<b>STUDENT ASSISTANTS AND BENEFITS</b>					
1200		Student Salaries-Regular			-
1760		State Leave Pymt Assessment			1,588
1830		Regents Retirement			18,744
1850		TIAA Disability			2,205
1911		Medicare			3,183
1912		OASDI			13,602
1950		Single Group Health Insurance			14,100
1970		Workers Compensation			604
1980		Unemployment Compensation			133
<b>Total Students and Fringe Benefits</b>					<b>54,159</b>
<b>Total Students and Fringe Benefits by Fund</b>					
D11369		RU NIAR - Additive Manufacturing			54,159
<b>Total Students and Fringe Benefits</b>					<b>54,159</b>
<b>Total Salaries and Fringe Benefits</b>				<b>2.50</b>	<b>274,659</b>
<b>Total Salaries and Fringe Benefits by Fund</b>					
D11369		RU NIAR - Additive Manufacturing		2.50	274,659
<b>Total Salaries and Fringe Benefits</b>				<b>2.50</b>	<b>274,659</b>
<b>OTHER OPERATING EXPENDITURES (OEE)</b>					
7C		Contractual Services			283,600
7F		Commodities			194,750
7H		Capital Outlay			12,000
7X		Indirect Costs			164,887
7Z		Transfers Out			213,727
<b>Total OOE</b>					<b>868,964</b>
<b>Total OOE by Fund</b>					

**W.S.U ANNUAL BUDGET**  
**102170 - NIAR - Additive Manufacturing**  
**For Fiscal Year 2025**

Account Code	Position Number	Name or Account Description	Months	2025 Adopted	
				Budget FTE	Amount
	D11369	RU NIAR - Additive Manufacturing			820,124
	D11417	SRO 3D Prototyping SC Reserve			48,840
		<b>Total OOE by Fund</b>			<b>868,964</b>
		<b>Total FTE and Expenditures</b>		<b>2.50</b>	<b>1,143,623</b>
<b>Total FTE and Expenditures by Fund</b>					
	D11369	RU NIAR - Additive Manufacturing		2.50	1,094,783
	D11417	SRO 3D Prototyping SC Reserve		-	48,840
		<b>Total FTE and Expenditures by Fund</b>		<b>2.50</b>	<b>1,143,623</b>

**W.S.U ANNUAL BUDGET**  
**102174 - NIAR - Advanced Virtual Engineering**  
**For Fiscal Year 2025**

Account Code	Position Number	Name or Account Description	Months	2025 Adopted	
				Budget FTE	Amount
<b>USS SALARIES</b>					
<b>1000 USS Salaries-Permanent</b>					
<b>Total USS Salaries</b>				-	-
<b>Total USS Salaries by Fund</b>					
<b>Total USS Salaries by Fund</b>				-	-
<b>UNCLASSIFIED SALARIES</b>					
<b>1100 Unclassified Salaries-Permanent (Including 1105 - Stipend)</b>					
980060		NIAR Computational Mechanics Engineer Arboleda, Gerardo <i>This position is fully funded from restricted use sources.</i>	12	1.00	66,000
980148		NIAR Research Engineer Torline, Matthew <i>This position is fully funded from restricted use sources.</i>	12	1.00	76,000
980205		NIAR Computational Mechanics Engineer Martinez Arevalo, Francisco Javier <i>This position is fully funded from restricted use sources.</i>	12	1.00	66,000
980347		NIAR Research Engineer Maichan, Tanat <i>This position is fully funded from restricted use sources.</i>	12	1.00	60,000
980360		NIAR Research Engineer De Abreu Barriga, Samuel <i>This position is fully funded from restricted use sources.</i>	12	1.00	60,000
980520		NIAR Research Scholar Cardoso Martins, Ana Patricia <i>This position is fully funded from restricted use sources.</i>	12	1.00	40,019
980550		NIAR Research Associate Singh, Deepak <i>This position is fully funded from restricted use sources.</i>	12	1.00	60,000
980552		NIAR Research Scholar Vacant <i>This position is fully funded from restricted use sources.</i>		1.00	16,016
980696		NIAR Research Scholar Desiderio, Marco <i>This position is fully funded from restricted use sources.</i>	12	1.00	57,013
980704		NIAR Research Associate Shah, Hemil Mehul <i>This position is fully funded from restricted use sources.</i>	12	1.00	65,000
980705		NIAR Research Scholar Roman Gonzalez, Alvaro <i>This position is fully funded from restricted use sources.</i>	12	1.00	30,014
980706		NIAR Research Scholar Soler Serrano, Juan <i>This position is fully funded from restricted use sources.</i>	12	1.00	30,014
980719		NIAR Research Scholar			



**W.S.U ANNUAL BUDGET**  
**102174 - NIAR - Advanced Virtual Engineering**  
**For Fiscal Year 2025**

Account Code	Position Number	Name or Account Description	Months	2025 Adopted	
				Budget FTE	Amount
		Vacant <i>This position is fully funded from restricted use sources.</i>		1.00	18,429
	980751	NIAR Research Associate NE Vacant <i>This position is fully funded from restricted use sources.</i>		1.00	60,008
	992003	NIAR Computational Mechanics Engineer Gupta, Ankit <i>This position is fully funded from restricted use sources.</i>	12	1.00	53,500
	993017	NIAR Computational Mechanics Engineer Singh, Harjinder <i>This position is fully funded from restricted use sources.</i>	12	1.00	68,000
	993023	NIAR Computational Mechanics Engineer Calderon del Rey, Javier <i>This position is fully funded from restricted use sources.</i>	12	1.00	70,000
	993700	NIAR Research Engineer, Senior Kuenn, Aaron <i>This position is fully funded from restricted use sources.</i>	12	0.80	76,960
	994859	NIAR Computational Mechanics Engineer Shah, Harsh <i>This position is fully funded from restricted use sources.</i>	12	1.00	90,000
	994874	NIAR Computational Mechanics Engineer Bhasin, Akhil <i>This position is fully funded from restricted use sources.</i>	12	1.00	85,000
	995101	NIAR Computational Mechanics Engineer Dhole, Nilesh <i>This position is fully funded from restricted use sources.</i>	12	1.00	98,000
	995979	NIAR Manager Research Gomez Valbuena, Luis <i>This position is fully funded from restricted use sources.</i>	12	1.00	160,000
	996854	NIAR Research Engineer Castillo Tejada, Luis <i>This position is fully funded from restricted use sources.</i>	12	1.00	75,000
	997115	NIAR Computational Mechanics Engineer Kona Ravi, Aswini <i>This position is fully funded from restricted use sources.</i>	12	1.00	78,000
	997119	NIAR Research Engineer, Senior De Abreu Barriga, Armando <i>This position is fully funded from restricted use sources.</i>	12	1.00	85,000
	997194	Senior Research Scientist/Director Olivares, Gerardo <i>This position is fully funded from restricted use sources.</i>	12	1.00	320,320
	997451	NIAR Computational Mechanics Engineer Sathyanarayana, Nidhi <i>This position is fully funded from restricted use sources.</i>	12	1.00	66,000
	997493	NIAR Research Engineer, Senior Baldrige, Russel <i>This position is fully funded from restricted use sources.</i>	12	1.00	85,000

**W.S.U ANNUAL BUDGET**  
**102174 - NIAR - Advanced Virtual Engineering**  
**For Fiscal Year 2025**

Account Code	Position Number	Name or Account Description	Months	2025 Adopted	
				Budget FTE	Amount
	997522	NIAR Research Engineer, Senior Robinson Luque, Vincent	12	1.00	85,000
		<i>This position is fully funded from restricted use sources.</i>			
	1110	Uncl-Salaries-Seasonal and Temp			-
	1115	Unclassified Salaries-Add'l Comp			-
	1130	Grad Assistants-Research			-
		<b>Total Unclassified Salaries</b>		<b>28.80</b>	<b>2,200,294</b>
		<b>Total Unclassified Salaries by Fund</b>			
	D10149	RU NIAR-Advanced Virtual Eng		28.80	2,200,294
		<b>Total Unclassified Salaries by Fund</b>		<b>28.80</b>	<b>2,200,294</b>
<b>STUDENT ASSISTANTS AND BENEFITS</b>					
	1200	Student Salaries-Regular			-
	1760	State Leave Pymt Assessment			15,854
	1830	Regents Retirement			179,010
	1850	TIAA Disability			22,010
	1911	Medicare			31,404
	1912	OASDI			125,177
	1750	Dependent Health Insurance			39,375
	1950	Single Group Health Insurance			233,120
	1970	Workers Compensation			6,022
	1980	Unemployment Compensation			1,314
		<b>Total Students and Fringe Benefits</b>			<b>653,286</b>
		<b>Total Students and Fringe Benefits by Fund</b>			
	D10149	RU NIAR-Advanced Virtual Eng			653,286
		<b>Total Students and Fringe Benefits</b>			<b>653,286</b>
		<b>Total Salaries and Fringe Benefits</b>		<b>28.80</b>	<b>2,853,580</b>
		<b>Total Salaries and Fringe Benefits by Fund</b>			
	D10149	RU NIAR-Advanced Virtual Eng		28.80	2,853,580
		<b>Total Salaries and Fringe Benefits</b>		<b>28.80</b>	<b>2,853,580</b>
<b>OTHER OPERATING EXPENDITURES (OOE)</b>					
	7C	Contractual Services			589,500
	7F	Commodities			70,700
	7H	Capital Outlay			842,000
	7L	Grants Claims & Shared Revenue			40,000
	7X	Indirect Costs			1,494,884
	7Z	Transfers Out			496,945
		<b>Total OOE</b>			<b>3,534,029</b>
		<b>Total OOE by Fund</b>			
	D10149	RU NIAR-Advanced Virtual Eng			2,787,084
	D11418	SRO AVET Service Center Reserve			746,945
		<b>Total OOE by Fund</b>			<b>3,534,029</b>
		<b>Total FTE and Expenditures</b>		<b>28.80</b>	<b>6,387,609</b>
		<b>Total FTE and Expenditures by Fund</b>			
	D10149	RU NIAR-Advanced Virtual Eng		28.80	5,640,664
	D11418	SRO AVET Service Center Reserve		-	746,945
		<b>Total FTE and Expenditures by Fund</b>		<b>28.80</b>	<b>6,387,609</b>

**W.S.U ANNUAL BUDGET**  
**102175 - NIAR - Walter H. Beech Wind Tunnel**  
**For Fiscal Year 2025**

Account Code	Position Number	Name or Account Description	Months	2025 Adopted	
				Budget FTE	Amount
<b>USS SALARIES</b>					
<b>1000 USS Salaries-Permanent</b>					
<b>Total USS Salaries</b>				-	-
<b>Total USS Salaries by Fund</b>					
<b>Total USS Salaries by Fund</b>				-	-
<b>UNCLASSIFIED SALARIES</b>					
<b>1100 Unclassified Salaries-Permanent (Including 1105 - Stipend)</b>					
980487		NIAR Research Engineer Mauch, Logan <i>This position is fully funded from restricted use sources.</i>	12	1.00	71,427
993699		NIAR Research Engineer, Senior Brownlee, Craig <i>This position is fully funded from restricted use sources.</i>	12	1.00	81,711
993700		NIAR Research Engineer, Senior Kuenn, Aaron <i>This position is fully funded from restricted use sources.</i>	12	0.20	19,240
997116		NIAR Director Research Laffen, John <i>This position is fully funded from restricted use sources.</i>	12	1.00	180,250
998894		NIAR Research Engineer, Senior Kelly, Kevin <i>This position is fully funded from restricted use sources.</i>	12	1.00	102,694
<b>Total Unclassified Salaries</b>				<b>4.20</b>	<b>455,322</b>
<b>Total Unclassified Salaries by Fund</b>					
D10150		RU NIAR-Walter Beech Wind Tunnel		4.20	455,322
<b>Total Unclassified Salaries by Fund</b>				<b>4.20</b>	<b>455,322</b>
<b>STUDENT ASSISTANTS AND BENEFITS</b>					
1200		Student Salaries-Regular			-
1760		State Leave Pymt Assessment			3,281
1830		Regents Retirement			38,705
1850		TIAA Disability			4,556
1911		Medicare			6,500
1912		OASDI			27,483
1750		Dependent Health Insurance			8,750
1950		Single Group Health Insurance			39,480
1970		Workers Compensation			1,247
1980		Unemployment Compensation			271
<b>Total Students and Fringe Benefits</b>					<b>130,273</b>
<b>Total Students and Fringe Benefits by Fund</b>					
D10150		RU NIAR-Walter Beech Wind Tunnel			130,273
<b>Total Students and Fringe Benefits</b>					<b>130,273</b>
<b>Total Salaries and Fringe Benefits</b>				<b>4.20</b>	<b>585,595</b>
<b>Total Salaries and Fringe Benefits by Fund</b>					
D10150		RU NIAR-Walter Beech Wind Tunnel		4.20	585,595
<b>Total Salaries and Fringe Benefits</b>				<b>4.20</b>	<b>585,595</b>

**W.S.U ANNUAL BUDGET**  
**102175 - NIAR - Walter H. Beech Wind Tunnel**  
**For Fiscal Year 2025**

Account Code	Position Number	Name or Account Description	Months	2025 Adopted	
				Budget FTE	Amount
<b>OTHER OPERATING EXPENDITURES (OOE)</b>					
	7C	Contractual Services			21,610
	7F	Commodities			22,500
	7H	Capital Outlay			5,000
	7X	Indirect Costs			291,593
	7Z	Transfers Out			82,500
		<b>Total OOE</b>			<b>423,203</b>
<b>Total OOE by Fund</b>					
	D10150	RU NIAR-Walter Beech Wind Tunnel			340,703
	D11419	SRO Wind Tunnel Service Ctr Reserve			82,500
		<b>Total OOE by Fund</b>			<b>423,203</b>
		<b>Total FTE and Expenditures</b>		<b>4.20</b>	<b>1,008,798</b>
<b>Total FTE and Expenditures by Fund</b>					
	D10150	RU NIAR-Walter Beech Wind Tunnel		4.20	926,298
	D11419	SRO Wind Tunnel Service Ctr Reserve		-	82,500
		<b>Total FTE and Expenditures by Fund</b>		<b>4.20</b>	<b>1,008,798</b>

**W.S.U ANNUAL BUDGET**  
**102176 - NIAR - eXtended Reality Laboratory**  
**For Fiscal Year 2025**

Account Code	Position Number	Name or Account Description	Months	2025 Adopted	
				Budget FTE	Amount
<b>USS SALARIES</b>					
<b>1000 USS Salaries-Permanent</b>					
<b>Total USS Salaries</b>				-	-
<b>Total USS Salaries by Fund</b>					
<b>Total USS Salaries by Fund</b>				-	-
<b>UNCLASSIFIED SALARIES</b>					
<b>1100 Unclassified Salaries-Permanent (Including 1105 - Stipend)</b>					
980195		NIAR Research Associate Garrelts, Joshua	12	1.00	65,000
<i>This position is fully funded from restricted use sources.</i>					
980207		NIAR Research Associate Messecar, Tyler	12	1.00	65,000
<i>This position is fully funded from restricted use sources.</i>					
980621		NIAR Research Technician McKeown, Trevor	12	1.00	65,000
<i>This position is fully funded from restricted use sources.</i>					
980803		NIAR Research Associate Vacant		1.00	65,000
<i>This position is fully funded from restricted use sources.</i>					
997176		NIAR Manager Research Corey, Eric	12	1.00	100,000
<i>This position is fully funded from restricted use sources.</i>					
1110	Uncl-Salaries-Seasonal and Temp				-
<b>Total Unclassified Salaries</b>				<b>5.00</b>	<b>360,000</b>
<b>Total Unclassified Salaries by Fund</b>					
D10151		RU NIAR-Virtual Reality Lab		5.00	360,000
<b>Total Unclassified Salaries by Fund</b>				<b>5.00</b>	<b>360,000</b>
<b>STUDENT ASSISTANTS AND BENEFITS</b>					
1200	Student Salaries-Regular				-
1760	State Leave Pymt Assessment				2,592
1830	Regents Retirement				25,075
1850	TIAA Disability				3,600
1911	Medicare				5,170
1912	OASDI				22,099
1950	Single Group Health Insurance				37,600
1970	Workers Compensation				985
1980	Unemployment Compensation				216
<b>Total Students and Fringe Benefits</b>					<b>97,337</b>
<b>Total Students and Fringe Benefits by Fund</b>					
D10151		RU NIAR-Virtual Reality Lab			97,337
<b>Total Students and Fringe Benefits</b>					<b>97,337</b>
<b>Total Salaries and Fringe Benefits</b>				<b>5.00</b>	<b>457,337</b>
<b>Total Salaries and Fringe Benefits by Fund</b>					
D10151		RU NIAR-Virtual Reality Lab		5.00	457,337
<b>Total Salaries and Fringe Benefits</b>				<b>5.00</b>	<b>457,337</b>
<b>OTHER OPERATING EXPENDITURES (OOE)</b>					

**W.S.U ANNUAL BUDGET**  
**102176 - NIAR - eXtended Reality Laboratory**  
**For Fiscal Year 2025**

Account Code	Position Number	Name or Account Description	Months	2025 Adopted	
				Budget FTE	Amount
7C		Contractual Services			149,200
7F		Commodities			20,000
7H		Capital Outlay			12,250
7X		Indirect Costs			95,333
7Z		Transfers Out			31,350
<b>Total OOE</b>					<b>308,133</b>
<b>Total OOE by Fund</b>					
D10151	RU	NIAR-Virtual Reality Lab			276,783
D11420	SRO	Virtual Reality Ctr SC Reserve			31,350
<b>Total OOE by Fund</b>					<b>308,133</b>
<b>Total FTE and Expenditures</b>				<b>5.00</b>	<b>765,470</b>
<b>Total FTE and Expenditures by Fund</b>					
D10151	RU	NIAR-Virtual Reality Lab		5.00	734,120
D11420	SRO	Virtual Reality Ctr SC Reserve		-	31,350
<b>Total FTE and Expenditures by Fund</b>				<b>5.00</b>	<b>765,470</b>

**W.S.U ANNUAL BUDGET**  
**102177 - NIAR - Adv Machining & Prototyping**  
**For Fiscal Year 2025**

Account Code	Position Number	Name or Account Description	Months	2025 Adopted	
				Budget FTE	Amount
<b>USS SALARIES</b>					
<b>1000 USS Salaries-Permanent</b>					
<b>Total USS Salaries</b>				-	-
<b>Total USS Salaries by Fund</b>					
<b>Total USS Salaries by Fund</b>				-	-
<b>UNCLASSIFIED SALARIES</b>					
<b>1100 Unclassified Salaries-Permanent (Including 1105 - Stipend)</b>					
980008		NIAR CNC Machinist Vacant <i>This position is fully funded from restricted use sources.</i>		1.00	70,013
980021		AMP Quality Assurance Manager Storm, Joshua <i>This position is fully funded from restricted use sources.</i>	12	1.00	90,000
980028		AMP Machinist II Rust, Ethan <i>This position is fully funded from restricted use sources.</i>	12	1.00	61,006
980169		AMP Tool Crib Duncan, Joseph <i>This position is fully funded from restricted use sources.</i>	12	1.00	60,528
980174		NIAR Supervisor Quality Control, Machine Shop Vacant <i>This position is fully funded from restricted use sources.</i>		1.00	110,000
980322		AMP Machinist II Doyle, Geoffrey <i>This position is fully funded from restricted use sources.</i>	12	1.00	58,011
980323		AMP Programmer Carson, Casey <i>This position is fully funded from restricted use sources.</i>	12	1.00	72,800
980324		AMP Machinist II Larson, Scott <i>This position is fully funded from restricted use sources.</i>	12	1.00	72,800
980325		AMP Machinist II Walker, Zechariah <i>This position is fully funded from restricted use sources.</i>	12	1.00	56,493
980333		AMP Machinist Burk, James <i>This position is fully funded from restricted use sources.</i>	12	1.00	45,510
980355		NIAR Research Associate Sherpa, Tenzin <i>This position is fully funded from restricted use sources.</i>	12	1.00	71,510
980464		AMP Production Manager Clark, Andrew <i>This position is fully funded from restricted use sources.</i>	12	1.00	90,002
980528		NIAR CNC Machinist II			

**W.S.U ANNUAL BUDGET**  
**102177 - NIAR - Adv Machining & Prototyping**  
**For Fiscal Year 2025**

Account Code	Position Number	Name or Account Description	Months	2025 Adopted	
				Budget FTE	Amount
		Vacant <i>This position is fully funded from restricted use sources.</i>		1.00	62,400
	980537	AMP Machinist II Smith, Richard <i>This position is fully funded from restricted use sources.</i>	12	1.00	58,240
	980540	AMP Machinist II Nguyen, Nghia <i>This position is fully funded from restricted use sources.</i>	12	1.00	58,240
	980541	AMP Programmer Green, Dustin <i>This position is fully funded from restricted use sources.</i>	12	1.00	83,200
	980570	AMP Administrative Assistant Rathbun, Sydney <i>This position is fully funded from restricted use sources.</i>	12	1.00	35,360
	980571	AMP Administrative Assistant Mccutchen, Hayleigh <i>This position is fully funded from restricted use sources.</i>	12	1.00	35,360
	980744	AMP Manufacturing Engineer Trevino, Christopher <i>This position is fully funded from restricted use sources.</i>	12	1.00	78,000
	980752	AMP Dimensional Metrologist, Senior Mann, Daron <i>This position is fully funded from restricted use sources.</i>	12	1.00	115,000
	980762	AMP Dimensional Metrologist II Price, Matthew <i>This position is fully funded from restricted use sources.</i>	12	1.00	75,005
	980768	NIAR CNC Machinist II Vacant <i>This position is fully funded from restricted use sources.</i>		1.00	70,013
	992890	NIAR Research Engineer Winkler, Garrett <i>This position is fully funded from restricted use sources.</i>	12	1.00	60,008
	992891	AMP CNC Programmer Crouch, Mitchell <i>This position is fully funded from restricted use sources.</i>	12	1.00	78,000
	992892	AMP Manufacturing Engineer Briggs, Jeffrey <i>This position is fully funded from restricted use sources.</i>	12	1.00	65,000
	993428	AMP Manufacturing Engineer Webb, Matthew <i>This position is fully funded from restricted use sources.</i>	12	1.00	65,000
	997945	AMP Engineering Manager Pinyoanuntapong, Krittetash <i>This position is fully funded from restricted use sources.</i>	12	1.00	95,000
	997947	AMP Programming Manager Lua, Boon Guang <i>This position is fully funded from restricted use sources.</i>	12	1.00	85,000



**W.S.U ANNUAL BUDGET**  
**102177 - NIAR - Adv Machining & Prototyping**  
**For Fiscal Year 2025**

Account Code	Position Number	Name or Account Description	Months	2025 Adopted	
				Budget FTE	Amount
	998704	AMP CNC Programmer Brand, Dale <i>This position is fully funded from restricted use sources.</i>	12	1.00	75,005
	998913	AMP Programmer Hoang, Jack <i>This position is fully funded from restricted use sources.</i>	12	1.00	64,501
	999088	AMP General Manager Jonas, Andrew <i>This position is fully funded from restricted use sources.</i>	12	0.06	9,178
	999987	AMP Quality Manager Deegan, Denny <i>This position is fully funded from restricted use sources.</i>	12	0.10	12,814
	1110	Uncl-Salaries-Seasonal and Temp			-
	1115	Unclassified Salaries-Add'l Comp			-
		<b>Total Unclassified Salaries</b>		<b>30.16</b>	<b>2,138,997</b>
<b>Total Unclassified Salaries by Fund</b>					
	D10152	RU NIAR - Adv Machining & Prototyp		30.16	2,138,997
		<b>Total Unclassified Salaries by Fund</b>		<b>30.16</b>	<b>2,138,997</b>
<b>STUDENT ASSISTANTS AND BENEFITS</b>					
	1200	Student Salaries-Regular			-
	1760	State Leave Pymt Assessment			15,417
	1830	Regents Retirement			155,273
	1850	TIAA Disability			21,404
	1911	Medicare			29,960
	1912	OASDI			128,067
	1750	Dependent Health Insurance			48,826
	1950	Single Group Health Insurance			208,305
	1970	Workers Compensation			5,855
	1980	Unemployment Compensation			1,255
		<b>Total Students and Fringe Benefits</b>			<b>614,362</b>
<b>Total Students and Fringe Benefits by Fund</b>					
	D10152	RU NIAR - Adv Machining & Prototyp			614,362
		<b>Total Students and Fringe Benefits</b>			<b>614,362</b>
		<b>Total Salaries and Fringe Benefits</b>		<b>30.16</b>	<b>2,753,359</b>
<b>Total Salaries and Fringe Benefits by Fund</b>					
	D10152	RU NIAR - Adv Machining & Prototyp		30.16	2,753,359
		<b>Total Salaries and Fringe Benefits</b>		<b>30.16</b>	<b>2,753,359</b>
<b>OTHER OPERATING EXPENDITURES (OOE)</b>					
	7C	Contractual Services			960,300
	7F	Commodities			526,500
	7H	Capital Outlay			524,000
	7X	Indirect Costs			250,092
	7Z	Transfers Out			110,000
		<b>Total OOE</b>			<b>2,370,892</b>
<b>Total OOE by Fund</b>					
	D10152	RU NIAR - Adv Machining & Prototyp			2,110,892
	D11421	SRO NIAR - AdvMachining&Prototyping			260,000
		<b>Total OOE by Fund</b>			<b>2,370,892</b>
		<b>Total FTE and Expenditures</b>		<b>30.16</b>	<b>5,124,251</b>
<b>Total FTE and Expenditures by Fund</b>					
	D10152	RU NIAR - Adv Machining & Prototyp		30.16	4,864,251
	D11421	SRO NIAR - AdvMachining&Prototyping		-	260,000

**W.S.U ANNUAL BUDGET**  
**102177 - NIAR - Adv Machining & Prototyping**  
**For Fiscal Year 2025**

Account Code	Position Number	Name or Account Description	Months	2025 Adopted	
				Budget FTE	Amount
<b>Total FTE and Expenditures by Fund</b>				<b>30.16</b>	<b>5,124,251</b>

**W.S.U ANNUAL BUDGET**  
**102414 - NIAR - Adv Tech Lab-Aerospace Syst**  
**For Fiscal Year 2025**

Account Code	Position Number	Name or Account Description	Months	2025 Adopted	
				Budget FTE	Amount
<b>USS SALARIES</b>					
<b>1000 USS Salaries-Permanent</b>					
<b>Total USS Salaries</b>				-	-
<b>Total USS Salaries by Fund</b>					
<b>Total USS Salaries by Fund</b>				-	-
<b>UNCLASSIFIED SALARIES</b>					
<b>1100 Unclassified Salaries-Permanent (Including 1105 - Stipend)</b>					
980020		NIAR Research Engineer Lucas, Matthew <i>This position is fully funded from restricted use sources.</i>	12	1.00	79,518
980022		NIAR Research Engineer Nguyen, Lan <i>This position is fully funded from restricted use sources.</i>	12	1.00	86,258
980025		NIAR Research Engineer McDaniel, Ethan <i>This position is fully funded from restricted use sources.</i>	12	1.00	99,008
980033		NIAR Research Engineer, Senior Vacant <i>This position is fully funded from restricted use sources.</i>		0.75	92,726
980120		NIAR Research Engineer Vacant <i>This position is fully funded from restricted use sources.</i>		1.00	87,568
980129		NIAR Research Engineer, Senior Vacant <i>This position is fully funded from restricted use sources.</i>		1.00	139,050
980147		NIAR Research Engineer Ziegler, Riley <i>This position is fully funded from restricted use sources.</i>	12	1.00	77,251
980162		NIAR Research Engineer Vanderwall, Adeesha Milan Reomal <i>This position is fully funded from restricted use sources.</i>	12	1.00	77,251
980163		NIAR Research Engineer Tummala, Akshay Reddy <i>This position is fully funded from restricted use sources.</i>	12	1.00	90,002
980241		NIAR Research Associate Vacant <i>This position is fully funded from restricted use sources.</i>		1.00	65,000
980243		NIAR Research Engineer, Senior Vacant <i>This position is fully funded from restricted use sources.</i>		1.00	130,000
980244		NIAR Program Manager I Tubbs, Kyle <i>This position is fully funded from restricted use sources.</i>	12	1.00	105,000
980245		NIAR Research Engineer, Senior			

**W.S.U ANNUAL BUDGET**  
**102414 - NIAR - Adv Tech Lab-Aerospace Syst**  
**For Fiscal Year 2025**

Account Code	Position Number	Name or Account Description	Months	2025 Adopted	
				Budget FTE	Amount
		Vacant		0.50	51,500
		<i>This position is fully funded from restricted use sources.</i>			
	980252	NIAR Research Engineer Carmichael, Gauge	12	1.00	77,251
		<i>This position is fully funded from restricted use sources.</i>			
	980254	NIAR Research Engineer Waas, Nalin	12	1.00	112,715
		<i>This position is fully funded from restricted use sources.</i>			
	980288	NIAR Research Associate Bleything, Andrew	12	1.00	90,002
		<i>This position is fully funded from restricted use sources.</i>			
	980410	NIAR Research Engineer Albrecht, Quinten	12	1.00	79,518
		<i>This position is fully funded from restricted use sources.</i>			
	980484	NIAR Research Engineer Shrestha, Sarvesh	12	1.00	85,010
		<i>This position is fully funded from restricted use sources.</i>			
	980511	NIAR Operations Manager Leal, Kristen	12	1.00	100,963
		<i>This position is fully funded from restricted use sources.</i>			
	980536	NIAR Research Associate Dang, Kelsey	12	1.00	75,005
		<i>This position is fully funded from restricted use sources.</i>			
	980556	NIAR Research Associate Kabeer Ibrahim, Baisal	12	1.00	65,000
		<i>This position is fully funded from restricted use sources.</i>			
	980561	NIAR Operations Coordinator Schuckman, Chelsea	12	1.00	75,005
		<i>This position is fully funded from restricted use sources.</i>			
	980622	NIAR Research Engineer, Senior Clothier, Brian	12	1.00	120,000
		<i>This position is fully funded from restricted use sources.</i>			
	980623	NIAR Operations Coordinator Staats, Keegan	12	1.00	75,005
		<i>This position is fully funded from restricted use sources.</i>			
	980625	NIAR Research Engineer ATLAS Sarja, Varun	12	1.00	85,000
		<i>This position is fully funded from restricted use sources.</i>			
	980632	NIAR Research Technician Stephens, Dylan	12	1.00	60,320
		<i>This position is fully funded from restricted use sources.</i>			
	980650	NIARChfEngrTechIDir Boshers, Christopher	12	1.00	175,000
		<i>This position is fully funded from restricted use sources.</i>			
	980673	NIAR Research Engineer Jones, Aaron	12	1.00	75,000
		<i>This position is fully funded from restricted use sources.</i>			

**W.S.U ANNUAL BUDGET**  
**102414 - NIAR - Adv Tech Lab-Aerospace Syst**  
**For Fiscal Year 2025**

Account Code	Position Number	Name or Account Description	Months	2025 Adopted	
				Budget FTE	Amount
	980714	NIAR Research Engineer Delana Mudiyansele, Thulana Induwara Herath <i>This position is fully funded from restricted use sources.</i>	12	1.00	75,005
	980716	NIARResEngrATLAS Nadason, Harishanker <i>This position is fully funded from restricted use sources.</i>	12	1.00	75,000
	980753	NIAR Automated Fiber Placement Machine Programmer Banks, Christopher <i>This position is fully funded from restricted use sources.</i>	12	1.00	75,005
	980763	NIAR Processing Laboratory Manager Ng, Jia Yi <i>This position is fully funded from restricted use sources.</i>	12	1.00	90,000
	989998	NIAR Research Engineer Vacant <i>This position is fully funded from restricted use sources.</i>		1.00	77,251
	991439	NIAR Research Engineer, Senior Goertz, Joshua <i>This position is fully funded from restricted use sources.</i>	12	1.00	154,500
	991485	NIAR Research Associate Martens, Alex <i>This position is fully funded from restricted use sources.</i>	12	1.00	99,008
	991708	NIAR Research Engineer Vacant <i>This position is fully funded from restricted use sources.</i>		1.00	115,003
	991783	NIAR Research Engineer Rubesinghe, Dhanachandra <i>This position is fully funded from restricted use sources.</i>	12	1.00	77,251
	991794	NIAR Research Engineer May, Scott <i>This position is fully funded from restricted use sources.</i>	12	1.00	115,003
	992005	NIAR Research Engineer Walthers, Mark <i>This position is fully funded from restricted use sources.</i>	12	1.00	90,002
	992958	NIAR Research Engineer Teoh, Jun Chang <i>This position is fully funded from restricted use sources.</i>	12	1.00	90,002
	992995	NIAR Research Engineer Kuragamage Don, Tharaka Dushyantha Nandakumara <i>This position is fully funded from restricted use sources.</i>	12	1.00	92,706
	994419	NIAR Director Research/Senior Research Scientist Seneviratne, Waruna <i>This position is fully funded from restricted use sources.</i>	12	1.00	331,760
	995178	NIAR Lab Manager/Senior Research Engineer Palliyaguru, Upul <i>This position is fully funded from restricted use sources.</i>	12	1.00	154,500
	997132	NIAR Research Engineer, Senior Rathnaweera, Ruchira <i>This position is fully funded from restricted use sources.</i>	12	1.00	118,450

**W.S.U ANNUAL BUDGET**  
**102414 - NIAR - Adv Tech Lab-Aerospace Syst**  
**For Fiscal Year 2025**

Account Code	Position Number	Name or Account Description	Months	2025 Adopted	
				Budget FTE	Amount
	997174	NIAR Research Engineer Liyanage, Shakya <i>This position is fully funded from restricted use sources.</i>	12	1.00	99,008
	997193	NIAR Research Engineer Abu-Ali, Omar <i>This position is fully funded from restricted use sources.</i>	12	1.00	84,802
	997422	NIAR Research Engineer Kariyawasam Puwakpitiyage, Supun Charinda <i>This position is fully funded from restricted use sources.</i>	12	1.00	99,008
	997711	SrVP/Ind&DefPrgs/ExecDirNIAR Tomblin, John <i>This position is fully funded from restricted use sources.</i>	12	0.25	138,164
	999069	NIAR Research Engineer, Senior Pini, Christopher <i>This position is fully funded from restricted use sources.</i>	12	1.00	108,150
	999230	NIAR NDI Technician Level II Lee, Steven <i>This position is fully funded from restricted use sources.</i>	12	1.00	79,518
	999255	NIAR Research Engineer Malli Manvinder Singh, Jasvinder Singh <i>This position is fully funded from restricted use sources.</i>	12	1.00	90,002
	999838	NIAR Research Engineer Morgan, Kevin <i>This position is fully funded from restricted use sources.</i>	12	1.00	115,003
	999972	NIAR Research Engineer, Senior Shafie, Mohamed <i>This position is fully funded from restricted use sources.</i>	12	1.00	115,004
	1110	Uncl-Salaries-Seasonal and Temp			-
	1115	Unclassified Salaries-Add'l Comp			-
	1160	Unclass Sal-OT/Comp/AHR			-
	1130	Grad Assistants-Research			-
		<b>Total Unclassified Salaries</b>		<b>51.50</b>	<b>5,290,030</b>
<b>Total Unclassified Salaries by Fund</b>					
	D11399	RU NIAR - Automated Technologies		51.50	5,290,030
		<b>Total Unclassified Salaries by Fund</b>		<b>51.50</b>	<b>5,290,030</b>
<b>STUDENT ASSISTANTS AND BENEFITS</b>					
	1200	Student Salaries-Regular			-
	1760	State Leave Pymt Assessment			38,116
	1830	Regents Retirement			385,241
	1850	TIAA Disability			52,931
	1911	Medicare			75,611
	1912	OASDI			307,764
	1750	Dependent Health Insurance			62,344
	1950	Single Group Health Insurance			387,750
	1970	Workers Compensation			14,465
	1980	Unemployment Compensation			3,153
		<b>Total Students and Fringe Benefits</b>			<b>1,327,375</b>
<b>Total Students and Fringe Benefits by Fund</b>					
	D11399	RU NIAR - Automated Technologies			1,327,375
		<b>Total Students and Fringe Benefits</b>			<b>1,327,375</b>

**W.S.U ANNUAL BUDGET**  
**102414 - NIAR - Adv Tech Lab-Aerospace Syst**  
**For Fiscal Year 2025**

Account Code	Position Number	Name or Account Description	Months	2025 Adopted	
				Budget FTE	Amount
<b>Total Salaries and Fringe Benefits</b>				<b>51.50</b>	<b>6,617,405</b>
<b>Total Salaries and Fringe Benefits by Fund</b>					
D11399		RU NIAR - Automated Technologies		51.50	6,617,405
<b>Total Salaries and Fringe Benefits</b>				<b>51.50</b>	<b>6,617,405</b>
<b>OTHER OPERATING EXPENDITURES (OOE)</b>					
7C		Contractual Services			3,560,560
7F		Commodities			3,003,400
7H		Capital Outlay			3,916,700
7L		Grants Claims & Shared Revenue			100,000
7X		Indirect Costs			5,218,743
7Z		Transfers Out			2,183,014
<b>Total OOE</b>					<b>17,982,417</b>
<b>Total OOE by Fund</b>					
D11399		RU NIAR - Automated Technologies			12,732,203
D11520		SRO NIAR ATLAS Reserve			5,250,214
<b>Total OOE by Fund</b>					<b>17,982,417</b>
<b>Total FTE and Expenditures</b>				<b>51.50</b>	<b>24,599,822</b>
<b>Total FTE and Expenditures by Fund</b>					
D11399		RU NIAR - Automated Technologies		51.50	19,349,608
D11520		SRO NIAR ATLAS Reserve		-	5,250,214
<b>Total FTE and Expenditures by Fund</b>				<b>51.50</b>	<b>24,599,822</b>

**W.S.U ANNUAL BUDGET**  
**102831 - NIAR -Maintenance Repair & Overhaul**  
**For Fiscal Year 2025**

Account Code	Position Number	Name or Account Description	Months	2025 Adopted	
				Budget FTE	Amount
<b>USS SALARIES</b>					
<b>1000 USS Salaries-Permanent</b>					
<b>Total USS Salaries</b>				-	-
<b>Total USS Salaries by Fund</b>					
<b>Total USS Salaries by Fund</b>				-	-
<b>UNCLASSIFIED SALARIES</b>					
<b>1100 Unclassified Salaries-Permanent (Including 1105 - Stipend)</b>					
980012		NIAR Aircraft Technician I Vacant <i>This position is fully funded from restricted use sources.</i>		1.00	64,480
980013		NIAR Aircraft Technician II Vacant <i>This position is fully funded from restricted use sources.</i>		1.00	62,400
980014		NIAR Aircraft Technician I Vacant <i>This position is fully funded from restricted use sources.</i>		1.00	52,000
980015		NIAR Aircraft Technician III Vacant <i>This position is fully funded from restricted use sources.</i>		1.00	76,960
980023		NIAR MRO Operations Coordinator III Mireles, Roberto <i>This position is fully funded from restricted use sources.</i>	12	1.00	87,360
980029		NIAR Aircraft Technician I Schultz, Clayton <i>This position is fully funded from restricted use sources.</i>	12	1.00	74,360
980030		NIAR Aircraft Technician I Vacant <i>This position is fully funded from restricted use sources.</i>		1.00	76,960
980031		NIAR Aircraft Technician I Vacant <i>This position is fully funded from restricted use sources.</i>		1.00	64,480
980032		NIAR Aircraft Technician I Gale, Sean <i>This position is fully funded from restricted use sources.</i>	12	1.00	64,480
980044		NIAR Aircraft Technician III Vacant <i>This position is fully funded from restricted use sources.</i>		1.00	59,800
980045		NIAR Aircraft Technician Student - Spring 2022 Barroso, Robin <i>This position is fully funded from restricted use sources.</i>	12	0.75	35,615
980046		NIAR Aircraft Technician Student - Spring 2022 Vacant <i>This position is fully funded from restricted use sources.</i>		0.75	33,150
980047		NIAR Aircraft Technician Student - Spring 2022			



**W.S.U ANNUAL BUDGET**  
**102831 - NIAR -Maintenance Repair & Overhaul**  
**For Fiscal Year 2025**

Account Code	Position Number	Name or Account Description	Months	2025 Adopted	
				Budget FTE	Amount
		Rodrigues Soares, Felipe <i>This position is fully funded from restricted use sources.</i>	12	0.75	36,223
980048		NIAR Aircraft Technician Student - Spring 2022 Webb, Gage <i>This position is fully funded from restricted use sources.</i>	12	0.75	32,760
980049		NIAR Aircraft Technician Student - Spring 2022 Cruz-Rodriguez, Eidan <i>This position is fully funded from restricted use sources.</i>	12	0.75	35,381
980054		NIAR Aircraft Technician Student - Spring 2022 Bonitati, Clayton <i>This position is fully funded from restricted use sources.</i>	12	0.75	36,036
980055		NIAR Aircraft Technician Student - Spring 2022 Adwell, Logan <i>This position is fully funded from restricted use sources.</i>	12	0.75	36,473
980064		NIAR Aircraft Technician I Shifflett, Timothy <i>This position is fully funded from restricted use sources.</i>	12	1.00	72,800
980069		NIAR Aircraft Technician Student - Spring 2022 Reeves, Shaun <i>This position is fully funded from restricted use sources.</i>	12	0.75	33,493
980070		NIAR Aircraft Technician Student - Spring 2022 Genschorck, Tyler <i>This position is fully funded from restricted use sources.</i>	12	0.75	41,340
980075		NIAR Aircraft Technician Lead Vacant <i>This position is fully funded from restricted use sources.</i>		1.00	89,440
980080		NIAR Aircraft Technician Student - Spring 2022 Howard, Kaden <i>This position is fully funded from restricted use sources.</i>	12	0.75	32,760
980081		NIAR Aircraft Technician III Krueger, Christopher <i>This position is fully funded from restricted use sources.</i>	12	1.00	89,440
980085		NIAR Aircraft Technician I Vacant <i>This position is fully funded from restricted use sources.</i>		1.00	68,640
980086		NIAR Aircraft Technician I Vacant <i>This position is fully funded from restricted use sources.</i>		1.00	87,360
980087		NIAR Aircraft Technician I Vacant <i>This position is fully funded from restricted use sources.</i>		1.00	60,320
980088		NIAR Receiving Inspector Thompson, Dale <i>This position is fully funded from restricted use sources.</i>	12	1.00	66,560
980091		NIAR Office Manager Smith, Bethanie <i>This position is fully funded from restricted use sources.</i>	12	0.50	31,668

**W.S.U ANNUAL BUDGET**  
**102831 - NIAR -Maintenance Repair & Overhaul**  
**For Fiscal Year 2025**

Account Code	Position Number	Name or Account Description	Months	2025 Adopted	
				Budget FTE	Amount
	980101	NIAR MRO Flight Inspector Vacant <i>This position is fully funded from restricted use sources.</i>		1.00	79,040
	980102	NIAR Purchasing Specialist Allen, Melanie <i>This position is fully funded from restricted use sources.</i>	12	1.00	69,888
	980118	NIAR Crew Chief Fieser, Albert <i>This position is fully funded from restricted use sources.</i>	12	1.00	101,920
	980121	NIAR MRO Manufacturing Engineer Kreutzer, Bryan <i>This position is fully funded from restricted use sources.</i>	12	1.00	83,200
	980126	Avionics Technician Cross, Bryce <i>This position is fully funded from restricted use sources.</i>	12	1.00	73,549
	980128	NIAR Warehouse Associate Vacant <i>This position is fully funded from restricted use sources.</i>		1.00	41,600
	980130	NIAR MRO Operations Coordinator II Vacant <i>This position is fully funded from restricted use sources.</i>		1.00	72,800
	980135	NIAR Project Manager II Blasdel, Dawn <i>This position is fully funded from restricted use sources.</i>	12	1.00	130,440
	980149	NIAR Director MRO Operations Stuever, Dustin <i>This position is fully funded from restricted use sources.</i>	12	1.00	183,750
	980152	NIAR MRO Flight Inspector Vacant <i>This position is fully funded from restricted use sources.</i>		1.00	83,200
	980176	NIAR Aircraft Technician I Lawrence, Christopher <i>This position is fully funded from restricted use sources.</i>	12	1.00	78,499
	980177	NIAR Aircraft Technician I Hoang, Kevin <i>This position is fully funded from restricted use sources.</i>	12	1.00	75,920
	980178	NIAR Aircraft Technician I Rushing, Raymond <i>This position is fully funded from restricted use sources.</i>	12	1.00	79,040
	980179	NIAR Aircraft Technician I Vacant <i>This position is fully funded from restricted use sources.</i>		1.00	76,960
	980180	NIAR Aircraft Technician I Vacant <i>This position is fully funded from restricted use sources.</i>		1.00	72,280
	980181	NIAR Aircraft Technician I Frame, Jeffrey <i>This position is fully funded from restricted use sources.</i>	12	1.00	83,200

**W.S.U ANNUAL BUDGET**  
**102831 - NIAR -Maintenance Repair & Overhaul**  
**For Fiscal Year 2025**

Account Code	Position Number	Name or Account Description	Months	2025 Adopted	
				Budget FTE	Amount
980182	NIAR Aircraft Technician II Le, Quoc		12	1.00	74,880
	<i>This position is fully funded from restricted use sources.</i>				
980183	NIAR Aircraft Technician III Vacant			1.00	81,120
	<i>This position is fully funded from restricted use sources.</i>				
980184	NIAR Aircraft Technician I Vacant			1.00	79,040
	<i>This position is fully funded from restricted use sources.</i>				
980185	NIAR Aircraft Technician I Vacant			1.00	62,400
	<i>This position is fully funded from restricted use sources.</i>				
980186	NIAR Warehouse Associate Cundell, Andrew		12	1.00	58,240
	<i>This position is fully funded from restricted use sources.</i>				
980199	NIAR Aircraft Technician I Vacant			1.00	72,800
	<i>This position is fully funded from restricted use sources.</i>				
980206	NIAR Purchasing Specialist Vacant			1.00	78,000
	<i>This position is fully funded from restricted use sources.</i>				
980209	NIAR Manager Manufacturing Eng/Stores Sharpe, Gary		12	1.00	128,960
	<i>This position is fully funded from restricted use sources.</i>				
980210	NIAR Aircraft Technician Student - Fall 2022 Henry, Seth		12	0.75	30,311
	<i>This position is fully funded from restricted use sources.</i>				
980215	NIAR Manager MRO Operations Cobb, Benjamin		12	0.75	98,280
	<i>This position is fully funded from restricted use sources.</i>				
980216	NIAR MRO Operations Coordinator I Quiring, Micheal		12	1.00	69,222
	<i>This position is fully funded from restricted use sources.</i>				
980217	NIAR Aircraft Technician Student - Fall 2022 Glezen, Alexis		12	0.75	31,169
	<i>This position is fully funded from restricted use sources.</i>				
980219	NIAR Aircraft Technician Student - Fall 2022 Vacant			0.75	30,592
	<i>This position is fully funded from restricted use sources.</i>				
980220	NIAR Aircraft Technician Student - Fall 2022 McCubbin, Hunter		12	0.75	30,592
	<i>This position is fully funded from restricted use sources.</i>				
980221	NIAR Aircraft Technician Student - Fall 2022 Call, Jacinda		12	0.75	31,169
	<i>This position is fully funded from restricted use sources.</i>				
980223	NIAR Aircraft Technician Student - Fall 2022 Myrtle, Wade		12	0.75	30,841

**W.S.U ANNUAL BUDGET**  
**102831 - NIAR -Maintenance Repair & Overhaul**  
**For Fiscal Year 2025**

Account Code	Position Number	Name or Account Description	Months	2025 Adopted	
				Budget FTE	Amount
		<i>This position is fully funded from restricted use sources.</i>			
980224		NIAR Aircraft Technician Student - Fall 2022 Vacant		0.75	29,250
		<i>This position is fully funded from restricted use sources.</i>			
980225		NIAR Aircraft Technician Student - Fall 2022 Sunderland, Benjamin	12	0.75	32,183
		<i>This position is fully funded from restricted use sources.</i>			
980226		NIAR Aircraft Technician Student - Fall 2022 Whitson, Jacob	12	0.75	32,432
		<i>This position is fully funded from restricted use sources.</i>			
980227		NIAR Aircraft Technician Student - Fall 2022 Mueller, Axel	12	0.75	31,746
		<i>This position is fully funded from restricted use sources.</i>			
980228		NIAR Aircraft Technician Student - Spring 2023 Faust, William	12	0.75	30,592
		<i>This position is fully funded from restricted use sources.</i>			
980229		NIAR Aircraft Technician Student - Fall 2022 Lillig, Carson	12	0.75	32,776
		<i>This position is fully funded from restricted use sources.</i>			
980230		NIAR Aircraft Technician Student - Fall 2022 Miller, Jacob	12	0.75	31,590
		<i>This position is fully funded from restricted use sources.</i>			
980231		NIAR Aircraft Technician Student - Fall 2022 McGee, Laura	12	0.75	32,432
		<i>This position is fully funded from restricted use sources.</i>			
980232		NIAR Aircraft Technician Student - Fall 2022 Watson, Ashlyn	12	0.75	32,432
		<i>This position is fully funded from restricted use sources.</i>			
980234		NIAR Aircraft Technician Student - Fall 2022 Hart, Austin	12	0.75	32,011
		<i>This position is fully funded from restricted use sources.</i>			
980235		NIAR Aircraft Technician Student - Fall 2022 Ramos, Adrian	12	0.75	30,592
		<i>This position is fully funded from restricted use sources.</i>			
980236		NIAR Aircraft Technician Student - Fall 2022 Tran, Keenan	12	0.75	31,169
		<i>This position is fully funded from restricted use sources.</i>			
980237		NIAR Aircraft Technician Student - Fall 2022 Bogner, Jarrett	12	0.75	32,776
		<i>This position is fully funded from restricted use sources.</i>			
980238		NIAR Aircraft Technician Student - Fall 2022 Wade, Jonathan	12	0.75	30,592
		<i>This position is fully funded from restricted use sources.</i>			
980239		NIAR Aircraft Technician Student - Fall 2022 Haist, Justin	12	0.75	32,432
		<i>This position is fully funded from restricted use sources.</i>			
980247		NIAR Aircraft Technician I			

**W.S.U ANNUAL BUDGET**  
**102831 - NIAR -Maintenance Repair & Overhaul**  
**For Fiscal Year 2025**

Account Code	Position Number	Name or Account Description	Months	2025 Adopted	
				Budget FTE	Amount
		Ritter, Thomas <i>This position is fully funded from restricted use sources.</i>	12	1.00	66,560
980248	NIAR Aircraft Technician I Vacant <i>This position is fully funded from restricted use sources.</i>			1.00	79,040
980249	NIAR Aircraft Technician III Vacant <i>This position is fully funded from restricted use sources.</i>			1.00	81,120
980251	NIAR Manufacturing Engineering Lead Burkholder, Samuel <i>This position is fully funded from restricted use sources.</i>		12	1.00	97,760
980255	NIAR Manufacturing Engineer Brewer, Brandon <i>This position is fully funded from restricted use sources.</i>		12	1.00	99,840
980259	NIAR Aircraft Technician Lead Bautista, Jeffrey <i>This position is fully funded from restricted use sources.</i>		12	1.00	89,440
980260	NIAR Avionics Mechanic Vacant <i>This position is fully funded from restricted use sources.</i>			1.00	70,720
980262	NIAR Aircraft Technician I Wisdom, Jacob <i>This position is fully funded from restricted use sources.</i>		12	1.00	71,760
980263	NIAR Aircraft Technician I Flatterich, Brian <i>This position is fully funded from restricted use sources.</i>		12	1.00	80,080
980269	NIAR Aircraft Technician I Vacant <i>This position is fully funded from restricted use sources.</i>			1.00	70,720
980270	NIAR Aircraft Technician II Vacant <i>This position is fully funded from restricted use sources.</i>			1.00	54,080
980271	NIAR Aircraft Technician III Faust, Michael <i>This position is fully funded from restricted use sources.</i>		12	1.00	67,600
980272	Avionics Technician Vacant <i>This position is fully funded from restricted use sources.</i>			1.00	70,720
980275	Avionics Technician Vacant <i>This position is fully funded from restricted use sources.</i>			1.00	65,520
980276	NIAR Aircraft Technician I Aquino, Steve <i>This position is fully funded from restricted use sources.</i>		12	1.00	87,360
980278	NIAR Aircraft Technician I Vacant <i>This position is fully funded from restricted use sources.</i>			1.00	69,680

**W.S.U ANNUAL BUDGET**  
**102831 - NIAR -Maintenance Repair & Overhaul**  
**For Fiscal Year 2025**

Account Code	Position Number	Name or Account Description	Months	2025 Adopted	
				Budget FTE	Amount
	980279	NIAR Aircraft Technician I Vacant <i>This position is fully funded from restricted use sources.</i>		1.00	70,720
	980280	NIAR Aircraft Technician III Ibarra, Salvador <i>This position is fully funded from restricted use sources.</i>	12	1.00	66,560
	980282	NIAR Aircraft Technician III Vacant <i>This position is fully funded from restricted use sources.</i>		1.00	58,240
	980283	Avionics Technician DeWeese, Preston <i>This position is fully funded from restricted use sources.</i>	12	1.00	68,640
	980284	NIAR Aircraft Technician I Vacant <i>This position is fully funded from restricted use sources.</i>		1.00	56,160
	980285	NIAR Aircraft Technician I Vacant <i>This position is fully funded from restricted use sources.</i>		1.00	70,720
	980286	NIAR Purchasing Specialist Morrow, Tamilia <i>This position is fully funded from restricted use sources.</i>	12	1.00	68,640
	980287	NIAR Aircraft Technician I Vacant <i>This position is fully funded from restricted use sources.</i>		1.00	72,800
	980289	NIAR MRO Supervisor Purchasing Rodriguez, Karla <i>This position is fully funded from restricted use sources.</i>	12	1.00	127,878
	980290	Aircraft Electrical Installer Delgado, Jose <i>This position is fully funded from restricted use sources.</i>	12	1.00	87,214
	980291	NIAR Aircraft Technician I Vacant <i>This position is fully funded from restricted use sources.</i>		1.00	68,640
	980296	NIAR Aircraft Technician II Vacant <i>This position is fully funded from restricted use sources.</i>		1.00	74,880
	980297	NIAR Aircraft Technician II Kalp, Antonio <i>This position is fully funded from restricted use sources.</i>	12	1.00	70,720
	980310	NIAR Aircraft Technician Lead Mixon, Richard <i>This position is fully funded from restricted use sources.</i>	12	1.00	89,440
	980311	NIAR Floor Inspector Vacant <i>This position is fully funded from restricted use sources.</i>		1.00	81,120
	980312	NIAR Aircraft Technician III Lund, Jacob <i>This position is fully funded from restricted use sources.</i>	12	1.00	70,720

**W.S.U ANNUAL BUDGET**  
**102831 - NIAR -Maintenance Repair & Overhaul**  
**For Fiscal Year 2025**

Account Code	Position Number	Name or Account Description	Months	2025 Adopted	
				Budget FTE	Amount
980313	NIAR Aircraft Technician III Schomp, Brian	12	1.00	68,640	<i>This position is fully funded from restricted use sources.</i>
980314	NIAR Aircraft Technician I Vacant		1.00	68,640	<i>This position is fully funded from restricted use sources.</i>
980315	NIAR Aircraft Technician I Vacant		1.00	79,040	<i>This position is fully funded from restricted use sources.</i>
980318	NIAR Operations Specialist Vacant		1.00	72,800	<i>This position is fully funded from restricted use sources.</i>
980327	NIAR Aircraft Technician I Vacant		1.00	62,400	<i>This position is fully funded from restricted use sources.</i>
980328	Avionics Technician Weldon, Joshua	12	1.00	83,200	<i>This position is fully funded from restricted use sources.</i>
980329	NIAR Manufacturing Engineer Kirkpatrick, Lucas	12	1.00	97,760	<i>This position is fully funded from restricted use sources.</i>
980330	NIAR Aircraft Technician I Vacant		1.00	52,000	<i>This position is fully funded from restricted use sources.</i>
980331	NIAR Floor Inspector Nuckels, Mark	12	1.00	85,280	<i>This position is fully funded from restricted use sources.</i>
980334	NIAR Manufacturing Engineer Prue, Thomas	12	1.00	128,128	<i>This position is fully funded from restricted use sources.</i>
980336	NIAR Warehouse Associate Young, Laura	12	1.00	52,000	<i>This position is fully funded from restricted use sources.</i>
980338	NIAR MRO Operations Coordinator I Walker, Kelsey	12	1.00	62,400	<i>This position is fully funded from restricted use sources.</i>
980339	Avionics Technician Vacant		1.00	72,800	<i>This position is fully funded from restricted use sources.</i>
980340	NIAR Aircraft Technician I Vacant		1.00	46,592	<i>This position is fully funded from restricted use sources.</i>
980341	Avionics Technician Vacant		1.00	70,720	<i>This position is fully funded from restricted use sources.</i>
980342	NIAR Manufacturing Engineer, Senior Smith, Randall	12	1.00	112,320	

**W.S.U ANNUAL BUDGET**  
**102831 - NIAR -Maintenance Repair & Overhaul**  
**For Fiscal Year 2025**

Account Code	Position Number	Name or Account Description	Months	2025 Adopted	
				Budget FTE	Amount
		<i>This position is fully funded from restricted use sources.</i>			
980348	NIAR Aircraft Technician Student - Spring 2023 Oxley, Aiden		12	0.75	30,326
		<i>This position is fully funded from restricted use sources.</i>			
980351	NIAR Aircraft Technician I Vacant			1.00	58,240
		<i>This position is fully funded from restricted use sources.</i>			
980352	NIAR Aircraft Technician III Vacant			1.00	79,040
		<i>This position is fully funded from restricted use sources.</i>			
980353	NIAR Warehouse Associate Vacant			1.00	41,870
		<i>This position is fully funded from restricted use sources.</i>			
980358	NIAR Aircraft Technician I Schmeidler, Jason		12	1.00	74,880
		<i>This position is fully funded from restricted use sources.</i>			
980359	Avionics Technician Ewell, Arthur		12	1.00	87,714
		<i>This position is fully funded from restricted use sources.</i>			
980362	NIAR MRO Release Inspector Aldrich, Jay		12	1.00	83,200
		<i>This position is fully funded from restricted use sources.</i>			
980363	NIAR Aircraft Technician Student - Spring 2023 Mullen, Daniel		12	0.75	30,326
		<i>This position is fully funded from restricted use sources.</i>			
980364	NIAR Aircraft Technician Student - Spring 2023 Vacant			0.75	28,080
		<i>This position is fully funded from restricted use sources.</i>			
980365	NIAR Aircraft Technician Student - Spring 2023 Moore, Kyle		12	0.75	30,326
		<i>This position is fully funded from restricted use sources.</i>			
980367	NIAR Aircraft Technician Student - Spring 2023 Vacant			0.75	28,080
		<i>This position is fully funded from restricted use sources.</i>			
980368	NIAR Aircraft Technician Student - Spring 2023 Kukowski, Weston		12	0.75	30,326
		<i>This position is fully funded from restricted use sources.</i>			
980369	NIAR Aircraft Technician Student - Spring 2023 Vacant			0.75	29,765
		<i>This position is fully funded from restricted use sources.</i>			
980370	NIAR Aircraft Technician Student - Spring 2023 Vacant			0.75	30,326
		<i>This position is fully funded from restricted use sources.</i>			
980371	NIAR Aircraft Technician Student - Spring 2023 Vacant			0.75	28,080
		<i>This position is fully funded from restricted use sources.</i>			
980373	NIAR Aircraft Technician III				



**W.S.U ANNUAL BUDGET**  
**102831 - NIAR -Maintenance Repair & Overhaul**  
**For Fiscal Year 2025**

Account Code	Position Number	Name or Account Description	Months	2025 Adopted	
				Budget FTE	Amount
		Vacant <i>This position is fully funded from restricted use sources.</i>		1.00	83,200
980374		NIAR Administrative Specialist Vacant <i>This position is fully funded from restricted use sources.</i>		1.00	43,680
980375		NIAR Aircraft Technician I Vacant <i>This position is fully funded from restricted use sources.</i>		1.00	62,400
980376		NIAR Aircraft Technician II Vacant <i>This position is fully funded from restricted use sources.</i>		1.00	70,720
980377		Avionics Technician Vacant <i>This position is fully funded from restricted use sources.</i>		1.00	75,920
980379		NIAR Aircraft Technician I Holsteen, Jordan <i>This position is fully funded from restricted use sources.</i>	12	1.00	55,120
980380		NIAR Aircraft Technician I Vacant <i>This position is fully funded from restricted use sources.</i>		1.00	46,592
980384		NIAR Aircraft Technician Student - Spring 2023 Vacant <i>This position is fully funded from restricted use sources.</i>		0.75	29,765
980385		NIAR Aircraft Technician III Vacant <i>This position is fully funded from restricted use sources.</i>		1.00	81,120
980388		NIAR Aircraft Technician II Vacant <i>This position is fully funded from restricted use sources.</i>		1.00	49,920
980392		NIAR Aircraft Technician Student - Spring 2023 Vacant <i>This position is fully funded from restricted use sources.</i>		0.75	28,080
980398		NIAR Aircraft Technician I Vacant <i>This position is fully funded from restricted use sources.</i>		1.00	68,640
980399		NIAR MRO Quality Inspector II Rogers, Austin <i>This position is fully funded from restricted use sources.</i>	12	1.00	79,040
980404		NIAR Aircraft Technician I Vacant <i>This position is fully funded from restricted use sources.</i>		1.00	60,320
980405		NIAR Aircraft Technician III Vacant <i>This position is fully funded from restricted use sources.</i>		1.00	62,400
980406		NIAR Aircraft Technician I Gordon, Daniel <i>This position is fully funded from restricted use sources.</i>	12	1.00	70,720

**W.S.U ANNUAL BUDGET**  
**102831 - NIAR -Maintenance Repair & Overhaul**  
**For Fiscal Year 2025**

Account Code	Position Number	Name or Account Description	Months	2025 Adopted	
				Budget FTE	Amount
	980407	NIAR Aircraft Technician I Vacant <i>This position is fully funded from restricted use sources.</i>		1.00	64,480
	980408	Aircraft Electrical Installer Wilkins, Daniel <i>This position is fully funded from restricted use sources.</i>	12	1.00	69,222
	980409	NIAR Aircraft Technician III Spunaugle, Scott <i>This position is fully funded from restricted use sources.</i>	12	1.00	81,120
	980411	NIAR Aircraft Technician I Vacant <i>This position is fully funded from restricted use sources.</i>		1.00	76,960
	980420	NIAR MRO Program Manager Vacant <i>This position is fully funded from restricted use sources.</i>		1.00	110,000
	980421	NIAR Floor Inspector Vacant <i>This position is fully funded from restricted use sources.</i>		1.00	79,040
	980422	NIAR Avionics Mechanic Vacant <i>This position is fully funded from restricted use sources.</i>		1.00	60,320
	980423	NIAR Aircraft Technician Lead Caywood, Jeremy <i>This position is fully funded from restricted use sources.</i>	12	1.00	89,440
	980424	NIAR Aircraft Technician III Vacant <i>This position is fully funded from restricted use sources.</i>		1.00	74,880
	980425	NIAR MRO Avionics/Electrical Supervisor Howsden, Joseph <i>This position is fully funded from restricted use sources.</i>	12	1.00	104,000
	980430	NIAR Quality Inspection Lead Miller, Brandon <i>This position is fully funded from restricted use sources.</i>	12	1.00	89,440
	980431	NIAR Aircraft Technician I Vacant <i>This position is fully funded from restricted use sources.</i>		1.00	64,480
	980432	NIAR Avionic Mechanic Vacant <i>This position is fully funded from restricted use sources.</i>		1.00	72,800
	980433	Avionics Technician Szelenyi, Jacob <i>This position is fully funded from restricted use sources.</i>	12	1.00	66,560
	980434	NIAR Aircraft Technician I Vacant <i>This position is fully funded from restricted use sources.</i>		1.00	58,240
	980436	NIAR Manufacturing Engineer, Senior Schmidt, Jeremy <i>This position is fully funded from restricted use sources.</i>	12	1.00	110,240

**W.S.U ANNUAL BUDGET**  
**102831 - NIAR -Maintenance Repair & Overhaul**  
**For Fiscal Year 2025**

Account Code	Position Number	Name or Account Description	Months	2025 Adopted	
				Budget FTE	Amount
980437	NIAR Aircraft Technician Lead Vacant			1.00	91,520
	<i>This position is fully funded from restricted use sources.</i>				
980438	NIAR Warehouse Associate Vacant			1.00	51,646
	<i>This position is fully funded from restricted use sources.</i>				
980442	NIAR Aircraft Technician I Vacant			1.00	68,640
	<i>This position is fully funded from restricted use sources.</i>				
980447	NIAR Aircraft Technician III Vacant			1.00	76,960
	<i>This position is fully funded from restricted use sources.</i>				
980449	NIAR Aircraft Technician I McConnell, Cory		12	1.00	73,840
	<i>This position is fully funded from restricted use sources.</i>				
980451	Avionics Technician Williams, Chatham		12	1.00	71,843
	<i>This position is fully funded from restricted use sources.</i>				
980453	NIAR Aircraft Technician III Vacant			1.00	68,640
	<i>This position is fully funded from restricted use sources.</i>				
980455	NIAR Floor Inspector Vacant			1.00	83,200
	<i>This position is fully funded from restricted use sources.</i>				
980457	NIAR Aircraft Technician III Greenleaf, Michael		12	1.00	83,200
	<i>This position is fully funded from restricted use sources.</i>				
980459	NIAR Aircraft Technician III Vacant			1.00	56,160
	<i>This position is fully funded from restricted use sources.</i>				
980460	NIAR Aircraft Technician I Vacant			1.00	65,520
	<i>This position is fully funded from restricted use sources.</i>				
980461	NIAR Floor Inspector Lund, John		12	1.00	79,040
	<i>This position is fully funded from restricted use sources.</i>				
980467	NIAR Manager MRO Operations Polk, David		12	1.00	136,240
	<i>This position is fully funded from restricted use sources.</i>				
980471	NIAR Aircraft Technician I Breen, Kevin		12	1.00	72,800
	<i>This position is fully funded from restricted use sources.</i>				
980472	NIAR Aircraft Technician I Vacant			1.00	54,080
	<i>This position is fully funded from restricted use sources.</i>				
980473	NIAR Quality Inspection Lead Hartley, Christopher		12	1.00	89,440

**W.S.U ANNUAL BUDGET**  
**102831 - NIAR -Maintenance Repair & Overhaul**  
**For Fiscal Year 2025**

Account Code	Position Number	Name or Account Description	Months	2025 Adopted	
				Budget FTE	Amount
		<i>This position is fully funded from restricted use sources.</i>			
980475	NIAR Aircraft Technician I Vacant			1.00	74,880
		<i>This position is fully funded from restricted use sources.</i>			
980476	NIAR Aircraft Technician III Engle, Nathan		12	1.00	66,560
		<i>This position is fully funded from restricted use sources.</i>			
980479	NIAR Aircraft Technician I Vacant			1.00	64,480
		<i>This position is fully funded from restricted use sources.</i>			
980480	NIAR Aircraft Technician III Vacant			1.00	81,120
		<i>This position is fully funded from restricted use sources.</i>			
980481	NIAR Aircraft Technician III Murphy, Gregory		12	1.00	76,960
		<i>This position is fully funded from restricted use sources.</i>			
980482	NIAR Aircraft Technician I Jackson, Troy		12	1.00	83,200
		<i>This position is fully funded from restricted use sources.</i>			
980483	NIAR Aircraft Technician II Vacant			1.00	80,080
		<i>This position is fully funded from restricted use sources.</i>			
980491	NIAR Aircraft Technician I Vacant			1.00	68,640
		<i>This position is fully funded from restricted use sources.</i>			
980495	NIAR Aircraft Technician I Vacant			1.00	48,880
		<i>This position is fully funded from restricted use sources.</i>			
980496	NIAR Aircraft Technician I Brooks, Seth		12	1.00	67,080
		<i>This position is fully funded from restricted use sources.</i>			
980497	NIAR Aircraft Technician III Nguyen, Henry		12	1.00	74,880
		<i>This position is fully funded from restricted use sources.</i>			
980498	NIAR Aircraft Technician II Vacant			1.00	56,826
		<i>This position is fully funded from restricted use sources.</i>			
980499	NIAR Aircraft Technician III Vacant			1.00	83,200
		<i>This position is fully funded from restricted use sources.</i>			
980503	NIAR Aircraft Technician II Vacant			1.00	62,400
		<i>This position is fully funded from restricted use sources.</i>			
980505	NIAR Aircraft Technician III Carrigan, Michael		12	1.00	59,800
		<i>This position is fully funded from restricted use sources.</i>			
980506	NIAR Research Engineer - Full Scale Structural Test				

**W.S.U ANNUAL BUDGET**  
**102831 - NIAR -Maintenance Repair & Overhaul**  
**For Fiscal Year 2025**

Account Code	Position Number	Name or Account Description	Months	2025 Adopted	
				Budget FTE	Amount
		Ricks, Andrew	12	1.00	69,014
		<i>This position is fully funded from restricted use sources.</i>			
	980508	Avionics Technician Vacant		1.00	75,920
		<i>This position is fully funded from restricted use sources.</i>			
	980509	NIAR Avionic Mechanic Vacant		1.00	52,000
		<i>This position is fully funded from restricted use sources.</i>			
	980510	NIAR Avionic Mechanic Vacant		1.00	75,920
		<i>This position is fully funded from restricted use sources.</i>			
	980513	Avionics Technician Vacant		1.00	59,280
		<i>This position is fully funded from restricted use sources.</i>			
	980514	NIAR Aircraft Technician III Moberg, Blake	12	1.00	60,320
		<i>This position is fully funded from restricted use sources.</i>			
	980516	NIAR Avionic Mechanic Vacant		1.00	62,400
		<i>This position is fully funded from restricted use sources.</i>			
	980523	NIAR Aircraft Technician Lead Cronin, Christopher	12	1.00	87,360
		<i>This position is fully funded from restricted use sources.</i>			
	980524	NIAR Aircraft Technician I Chavez, Jesse	12	1.00	79,040
		<i>This position is fully funded from restricted use sources.</i>			
	980525	NIAR Aircraft Technician I Miller, Karina	12	1.00	64,730
		<i>This position is fully funded from restricted use sources.</i>			
	980531	NIAR Purchasing Specialist Vacant		1.00	41,600
		<i>This position is fully funded from restricted use sources.</i>			
	980532	NIAR MRO Receiving Inspector Vacant		1.00	60,320
		<i>This position is fully funded from restricted use sources.</i>			
	980533	NIAR Aircraft Technician Lead Vacant		1.00	91,520
		<i>This position is fully funded from restricted use sources.</i>			
	980535	NIAR Maintenance and Facilities Support Technician McCarty, Mason	12	1.00	37,440
		<i>This position is fully funded from restricted use sources.</i>			
	980538	NIAR Aircraft Technician I Vacant		1.00	79,040
		<i>This position is fully funded from restricted use sources.</i>			
	980542	Aircraft Electrical Installer Satoria, Mark	12	1.00	72,155
		<i>This position is fully funded from restricted use sources.</i>			

**W.S.U ANNUAL BUDGET**  
**102831 - NIAR -Maintenance Repair & Overhaul**  
**For Fiscal Year 2025**

Account Code	Position Number	Name or Account Description	Months	2025 Adopted	
				Budget FTE	Amount
	980545	NIAR Aircraft Technician Lead Vacant <i>This position is fully funded from restricted use sources.</i>		1.00	85,280
	980565	NIAR Avionics Mechanic Vacant <i>This position is fully funded from restricted use sources.</i>		1.00	74,880
	980566	NIAR Avionic Mechanic Vacant <i>This position is fully funded from restricted use sources.</i>		1.00	72,904
	980580	NIAR Manufacturing Financial Analyst Dulac, Thomas <i>This position is fully funded from restricted use sources.</i>	12	1.00	65,000
	980592	NIAR Aircraft Technician III Duckworth, Benjamin <i>This position is fully funded from restricted use sources.</i>	12	1.00	81,120
	980593	NIAR Aircraft Technician I Vacant <i>This position is fully funded from restricted use sources.</i>		1.00	79,040
	980594	NIAR Aircraft Technician I Vacant <i>This position is fully funded from restricted use sources.</i>		1.00	62,400
	980595	NIAR Aircraft Technician I Vacant <i>This position is fully funded from restricted use sources.</i>		1.00	60,320
	980596	NIAR Aircraft Technician I Vacant <i>This position is fully funded from restricted use sources.</i>		1.00	60,320
	980597	NIAR Aircraft Technician II Vacant <i>This position is fully funded from restricted use sources.</i>		1.00	66,040
	980598	NIAR MRO Floor Inspector Vacant <i>This position is fully funded from restricted use sources.</i>		1.00	83,200
	980604	NIAR Aircraft Technician I Perez, Johnny <i>This position is fully funded from restricted use sources.</i>	12	1.00	79,040
	980607	NIAR Aircraft Technician Student - Fall 2023 Perez, Luis <i>This position is fully funded from restricted use sources.</i>	12	0.75	28,080
	980609	NIAR Aircraft Technician Student - Fall 2023 Vacant <i>This position is fully funded from restricted use sources.</i>		0.75	37,440
	980610	NIAR Aircraft Technician Student - Fall 2023 Nguyen, Jaydon <i>This position is fully funded from restricted use sources.</i>	12	0.75	28,080
	980611	NIAR Aircraft Technician Student - Fall 2023 Castor Guijarro, Pablo <i>This position is fully funded from restricted use sources.</i>	12	0.75	28,080

**W.S.U ANNUAL BUDGET**  
**102831 - NIAR -Maintenance Repair & Overhaul**  
**For Fiscal Year 2025**

Account Code	Position Number	Name or Account Description	Months	2025 Adopted	
				Budget FTE	Amount
980612		NIAR Aircraft Technician Student - Fall 2023 Donhauser, Amber <i>This position is fully funded from restricted use sources.</i>	12	0.75	28,080
980613		NIAR Aircraft Technician Student - Fall 2023 Lichlyter, Duke <i>This position is fully funded from restricted use sources.</i>	12	0.75	28,080
980614		NIAR Aircraft Technician Student - Fall 2023 Vacant <i>This position is fully funded from restricted use sources.</i>		0.75	28,080
980615		NIAR Aircraft Technician Student - Fall 2023 Vacant <i>This position is fully funded from restricted use sources.</i>		0.75	28,080
980616		NIAR Aircraft Technician Student - Fall 2023 Vacant <i>This position is fully funded from restricted use sources.</i>		0.75	28,080
980617		NIAR Aircraft Technician Student - Fall 2023 Funk, Braden <i>This position is fully funded from restricted use sources.</i>	12	0.75	28,080
980618		NIAR Aircraft Technician Student - Fall 2023 Crippen, Chasen <i>This position is fully funded from restricted use sources.</i>	12	0.75	28,080
980619		NIAR Aircraft Technician Student - Fall 2023 Vacant <i>This position is fully funded from restricted use sources.</i>		0.75	28,080
980620		NIAR Aircraft Technician Student - Fall 2023 Navarro, Eduardo <i>This position is fully funded from restricted use sources.</i>	12	0.75	28,080
980626		NIAR Aircraft Technician Student - Fall 2023 Vacant <i>This position is fully funded from restricted use sources.</i>		0.75	28,080
980627		NIAR Aircraft Technician Student - Fall 2023 Vacant <i>This position is fully funded from restricted use sources.</i>		0.75	28,080
980636		NIAR Aircraft Technician Student - Fall 2023 Vacant <i>This position is fully funded from restricted use sources.</i>		0.75	28,080
980637		NIAR Aircraft Technician Student - Fall 2023 Keomany, Kobe <i>This position is fully funded from restricted use sources.</i>	12	0.75	28,080
980638		NIAR Aircraft Technician Student - Fall 2023 Shaw, Colton <i>This position is fully funded from restricted use sources.</i>	12	0.75	28,080
980639		NIAR Aircraft Technician Student - Fall 2023 Copeland, Jacob <i>This position is fully funded from restricted use sources.</i>	12	0.75	28,080
980642		NIAR Aircraft Technician Student - Fall 2023 Moskol, Lane	12	0.75	28,080

**W.S.U ANNUAL BUDGET**  
**102831 - NIAR -Maintenance Repair & Overhaul**  
**For Fiscal Year 2025**

Account Code	Position Number	Name or Account Description	Months	2025 Adopted	
				Budget FTE	Amount
		<i>This position is fully funded from restricted use sources.</i>			
980644	NIAR Aircraft Technician Student - Fall 2023 Vacant			0.75	28,080
		<i>This position is fully funded from restricted use sources.</i>			
980645	NIAR Aircraft Technician I Vacant			1.00	79,456
		<i>This position is fully funded from restricted use sources.</i>			
980648	NIAR Aircraft Technician I Vacant			1.00	78,208
		<i>This position is fully funded from restricted use sources.</i>			
980649	NIAR Aircraft Technician I Bolden, Kevin		12	1.00	83,200
		<i>This position is fully funded from restricted use sources.</i>			
980652	NIAR Aircraft Technician I Vandever, Jake		12	1.00	75,400
		<i>This position is fully funded from restricted use sources.</i>			
980653	NIAR Aircraft Technician I Atahuichi Alanoca, Alison		12	1.00	79,040
		<i>This position is fully funded from restricted use sources.</i>			
980654	NIAR Aircraft Technician I Gonzales, David		12	1.00	68,640
		<i>This position is fully funded from restricted use sources.</i>			
980655	NIAR Aircraft Technician III Atahuachi Antonio, Eleuterio		12	1.00	89,440
		<i>This position is fully funded from restricted use sources.</i>			
980656	NIAR Aircraft Technician I Burriss, Nathan		12	1.00	70,720
		<i>This position is fully funded from restricted use sources.</i>			
980658	NIAR Upholstery Technician II Ellison, Barbara		12	1.00	73,840
		<i>This position is fully funded from restricted use sources.</i>			
980660	NIAR Aircraft Technician I Vacant			1.00	66,560
		<i>This position is fully funded from restricted use sources.</i>			
980661	NIAR Aircraft Technician I Vacant			1.00	68,640
		<i>This position is fully funded from restricted use sources.</i>			
980664	NIAR Aircraft Technician I Vacant			1.00	70,720
		<i>This position is fully funded from restricted use sources.</i>			
980665	NIAR Aircraft Technician I Vacant			1.00	79,040
		<i>This position is fully funded from restricted use sources.</i>			
980666	NIAR Aircraft Technician I Turner, Terrance		12	1.00	74,880
		<i>This position is fully funded from restricted use sources.</i>			
980667	NIAR Aircraft Technician III				



**W.S.U ANNUAL BUDGET**  
**102831 - NIAR -Maintenance Repair & Overhaul**  
**For Fiscal Year 2025**

Account Code	Position Number	Name or Account Description	Months	2025 Adopted	
				Budget FTE	Amount
		Igharo, Sam <i>This position is fully funded from restricted use sources.</i>	12	1.00	81,120
	980668	NIAR Aircraft Technician I Caudillo, Steven <i>This position is fully funded from restricted use sources.</i>	12	1.00	79,040
	980670	NIAR Aircraft Technician I Vacant <i>This position is fully funded from restricted use sources.</i>		1.00	70,720
	980676	NIAR Aircraft Technician I Vacant <i>This position is fully funded from restricted use sources.</i>		1.00	81,120
	980678	NIAR Aircraft Technician II Sumner, Sean <i>This position is fully funded from restricted use sources.</i>	12	1.00	72,280
	980679	NIAR Aircraft Technician I Villarreal, Alberto <i>This position is fully funded from restricted use sources.</i>	12	1.00	81,120
	980680	NIAR Aircraft Technician I Casper, Nathaniel <i>This position is fully funded from restricted use sources.</i>	12	1.00	73,840
	980684	NIAR Aircraft Technician I Vacant <i>This position is fully funded from restricted use sources.</i>		1.00	78,000
	980685	NIAR Aircraft Technician I Vacant <i>This position is fully funded from restricted use sources.</i>		1.00	82,160
	980686	NIAR Aircraft Technician I Jones, Robert <i>This position is fully funded from restricted use sources.</i>	12	1.00	79,040
	980690	NIAR Aircraft Technician I Vacant <i>This position is fully funded from restricted use sources.</i>		1.00	56,160
	980691	NIAR Aircraft Technician III Vacant <i>This position is fully funded from restricted use sources.</i>		1.00	62,400
	980692	NIAR Aircraft Technician I Vacant <i>This position is fully funded from restricted use sources.</i>		1.00	70,720
	980693	NIAR Aircraft Technician I Vacant <i>This position is fully funded from restricted use sources.</i>		1.00	72,800
	980694	NIAR Aircraft Technician I Vacant <i>This position is fully funded from restricted use sources.</i>		1.00	64,480
	980695	NIAR Aircraft Technician III Vacant <i>This position is fully funded from restricted use sources.</i>		1.00	57,720

**W.S.U ANNUAL BUDGET**  
**102831 - NIAR -Maintenance Repair & Overhaul**  
**For Fiscal Year 2025**

Account Code	Position Number	Name or Account Description	Months	2025 Adopted	
				Budget FTE	Amount
	980697	NIAR Aircraft Technician I Vacant <i>This position is fully funded from restricted use sources.</i>		1.00	59,800
	980698	NIAR Aircraft Technician III Lopez, Mellissa <i>This position is fully funded from restricted use sources.</i>	12	1.00	66,560
	980699	NIAR Aircraft Technician II Vacant <i>This position is fully funded from restricted use sources.</i>		1.00	81,120
	980700	NIAR Aircraft Technician I Vacant <i>This position is fully funded from restricted use sources.</i>		1.00	74,048
	980701	NIAR Aircraft Technician I Vacant <i>This position is fully funded from restricted use sources.</i>		1.00	62,400
	980725	NIAR Aircraft Technician III Vacant <i>This position is fully funded from restricted use sources.</i>		1.00	62,400
	980728	NIAR Aircraft Technician III Vacant <i>This position is fully funded from restricted use sources.</i>		1.00	62,400
	980743	NIAR Warehouse Associate Judd, Wesley <i>This position is fully funded from restricted use sources.</i>	12	1.00	43,680
	980745	NIAR Aircraft Technician III Caplan, Lewis <i>This position is fully funded from restricted use sources.</i>	12	1.00	76,960
	980746	NIAR MRO Manufacturing Engineer Vacant <i>This position is fully funded from restricted use sources.</i>		1.00	107,120
	980754	NIAR Aircraft Technician III Vacant <i>This position is fully funded from restricted use sources.</i>		1.00	76,960
	980757	NIAR MRO Operations Coordinator I Vacant <i>This position is fully funded from restricted use sources.</i>		1.00	61,360
	980764	NIAR Aircraft Technician III Vacant <i>This position is fully funded from restricted use sources.</i>		1.00	76,960
	980773	NIAR MRO Quality Inspector II Volk, Ronald <i>This position is fully funded from restricted use sources.</i>	12	1.00	83,200
	991443	NIAR MRO Training Coordinator Meyer, Kenyon <i>This position is fully funded from restricted use sources.</i>	12	1.00	93,600
	991444	NIAR Aircraft Technician I Gonzalez, Bennie <i>This position is fully funded from restricted use sources.</i>	12	1.00	83,200

**W.S.U ANNUAL BUDGET**  
**102831 - NIAR -Maintenance Repair & Overhaul**  
**For Fiscal Year 2025**

Account Code	Position Number	Name or Account Description	Months	2025 Adopted	
				Budget FTE	Amount
991445	NIAR Aircraft Technician I Vacant			1.00	79,040
	<i>This position is fully funded from restricted use sources.</i>				
991446	NIAR Aircraft Technician I Probst, Glen		12	1.00	83,200
	<i>This position is fully funded from restricted use sources.</i>				
991448	Avionics Technician Vacant			1.00	97,760
	<i>This position is fully funded from restricted use sources.</i>				
991450	NIAR Aircraft Technician II Bevan, Ryan		12	1.00	74,880
	<i>This position is fully funded from restricted use sources.</i>				
991452	NIAR Aircraft Technician III Trullinger, Jeffrey		12	1.00	95,680
	<i>This position is fully funded from restricted use sources.</i>				
991460	NIAR Aircraft Technician I Miller, Shawn		12	1.00	83,200
	<i>This position is fully funded from restricted use sources.</i>				
991461	NIAR Aircraft Technician Lead Newton, Paul		12	1.00	88,691
	<i>This position is fully funded from restricted use sources.</i>				
991462	NIAR Aircraft Technician I Stamm, Brandon		12	1.00	83,200
	<i>This position is fully funded from restricted use sources.</i>				
991463	NIAR Crew Chief Naillieux, Jason		12	1.00	106,080
	<i>This position is fully funded from restricted use sources.</i>				
991464	NIAR Aircraft Technician I Vacant			1.00	79,040
	<i>This position is fully funded from restricted use sources.</i>				
991465	NIAR Aircraft Technician III Maly, John		12	1.00	81,120
	<i>This position is fully funded from restricted use sources.</i>				
991466	NIAR Manager MRO Operations Etheridge, Jared		12	1.00	128,960
	<i>This position is fully funded from restricted use sources.</i>				
991469	Avionics Technician DeWeese, John		12	1.00	66,560
	<i>This position is fully funded from restricted use sources.</i>				
991476	NIAR Quality Engineer Vacant			1.00	76,960
	<i>This position is fully funded from restricted use sources.</i>				
991477	NIAR Warehouse Associate Napier, Drake		12	1.00	41,600
	<i>This position is fully funded from restricted use sources.</i>				
991481	NIAR Aircraft Technician Lead Rader, Joel		12	1.00	91,520

**W.S.U ANNUAL BUDGET**  
**102831 - NIAR -Maintenance Repair & Overhaul**  
**For Fiscal Year 2025**

Account Code	Position Number	Name or Account Description	Months	2025 Adopted	
				Budget FTE	Amount
		<i>This position is fully funded from restricted use sources.</i>			
991482	NIAR Aircraft Technician III Berger, Shane		12	1.00	67,600
		<i>This position is fully funded from restricted use sources.</i>			
991658	NIAR Purchasing Specialist Vacant			1.00	68,640
		<i>This position is fully funded from restricted use sources.</i>			
991671	NIAR Aircraft Technician Lead Williams, Lawrence		12	1.00	87,838
		<i>This position is fully funded from restricted use sources.</i>			
991693	Avionics Technician Ruiz, Juan		12	1.00	85,093
		<i>This position is fully funded from restricted use sources.</i>			
991694	NIAR Aircraft Technician III Vacant			1.00	58,240
		<i>This position is fully funded from restricted use sources.</i>			
991697	NIAR MRO Program Manager Quick, Michael		12	1.00	135,000
		<i>This position is fully funded from restricted use sources.</i>			
991700	NIAR Aircraft Technician Lead Graham, Shane		12	1.00	91,520
		<i>This position is fully funded from restricted use sources.</i>			
991702	NIAR Crew Chief Liebegott, Jeffrey		12	1.00	101,920
		<i>This position is fully funded from restricted use sources.</i>			
991703	Avionics Technician Gonzalez, Anthony		12	1.00	81,120
		<i>This position is fully funded from restricted use sources.</i>			
991714	NIAR Aircraft Technician III Alayon, Nathaniel		12	1.00	80,080
		<i>This position is fully funded from restricted use sources.</i>			
991718	NIAR MRO Release Inspector Smith, Jacob		12	1.00	87,360
		<i>This position is fully funded from restricted use sources.</i>			
991738	NIAR Manager MRO Operations Carlgren, Justin		12	1.00	141,440
		<i>This position is fully funded from restricted use sources.</i>			
991744	NIAR Aircraft Technician III Vacant			1.00	87,360
		<i>This position is fully funded from restricted use sources.</i>			
991748	NIAR Manufacturing Engineer Vacant			1.00	92,622
		<i>This position is fully funded from restricted use sources.</i>			
991749	NIAR Aircraft Technician Lead Porter, Johnathan		12	1.00	79,040
		<i>This position is fully funded from restricted use sources.</i>			
991755	NIAR Aircraft Technician I				

**W.S.U ANNUAL BUDGET**  
**102831 - NIAR -Maintenance Repair & Overhaul**  
**For Fiscal Year 2025**

Account Code	Position Number	Name or Account Description	Months	2025 Adopted	
				Budget FTE	Amount
		Vacant		1.00	76,960
		<i>This position is fully funded from restricted use sources.</i>			
	991756	Avionics Technician Behrns, Aaron	12	1.00	76,752
		<i>This position is fully funded from restricted use sources.</i>			
	991757	NIAR Crew Chief Lehman, Jarrod	12	1.00	99,840
		<i>This position is fully funded from restricted use sources.</i>			
	991758	NIAR Crew Chief Calvert, Jeremy	12	1.00	99,840
		<i>This position is fully funded from restricted use sources.</i>			
	992018	NIAR MRO EHS Coordinator Jones, Travis	12	1.00	93,600
		<i>This position is fully funded from restricted use sources.</i>			
	992019	Avionics Technician Gutierrez, Mario	12	1.00	79,165
		<i>This position is fully funded from restricted use sources.</i>			
	992021	NIAR Aircraft Technician III Vacant		1.00	72,800
		<i>This position is fully funded from restricted use sources.</i>			
	992027	NIAR Aircraft Technician III Villalobos, Julio	12	1.00	79,040
		<i>This position is fully funded from restricted use sources.</i>			
	992033	NIAR Aircraft Technician III Dunn, Travis	12	1.00	70,720
		<i>This position is fully funded from restricted use sources.</i>			
	992034	NIAR Manufacturing Engineer Kungu, Andrew	12	1.00	97,760
		<i>This position is fully funded from restricted use sources.</i>			
	992035	NIAR Aircraft Technician Lead Garcia, Jose	12	1.00	85,280
		<i>This position is fully funded from restricted use sources.</i>			
	992040	NIAR Quality Manager Howe, Robert	12	1.00	124,800
		<i>This position is fully funded from restricted use sources.</i>			
	992041	NIAR MRO Release Inspector Victor, Nicholas	12	1.00	85,280
		<i>This position is fully funded from restricted use sources.</i>			
	992042	NIAR MRO Release Inspector Godshall, William	12	1.00	83,200
		<i>This position is fully funded from restricted use sources.</i>			
	992043	NIAR Quality Manager Belnap, Daryl	12	1.00	120,640
		<i>This position is fully funded from restricted use sources.</i>			
	992044	NIAR Quality Manager Riggs, Jeffrey	12	1.00	120,640
		<i>This position is fully funded from restricted use sources.</i>			

**W.S.U ANNUAL BUDGET**  
**102831 - NIAR -Maintenance Repair & Overhaul**  
**For Fiscal Year 2025**

Account Code	Position Number	Name or Account Description	Months	2025 Adopted	
				Budget FTE	Amount
	992047	NIAR Aircraft Technician I Schmidt, Augustin <i>This position is fully funded from restricted use sources.</i>	12	1.00	74,360
	992048	NIAR Aircraft Technician I Vacant <i>This position is fully funded from restricted use sources.</i>		1.00	68,640
	992049	NIAR Aircraft Technician I Snook, Christopher <i>This position is fully funded from restricted use sources.</i>	12	1.00	81,120
	992050	NIAR Aircraft Technician I Vacant <i>This position is fully funded from restricted use sources.</i>		1.00	72,800
	992051	NIAR Aircraft Technician II Vacant <i>This position is fully funded from restricted use sources.</i>		1.00	79,040
	992052	NIAR Aircraft Technician Lead Dawson, James <i>This position is fully funded from restricted use sources.</i>	12	1.00	93,600
	992970	NIAR Tool Room Supervisor Capps, Christopher <i>This position is fully funded from restricted use sources.</i>	12	1.00	89,440
	992972	NIAR Aircraft Technician III Vacant <i>This position is fully funded from restricted use sources.</i>		1.00	95,680
	992974	NIAR Crew Chief Swim, Jacob <i>This position is fully funded from restricted use sources.</i>	12	1.00	99,840
	992975	NIAR MRO Operations Coordinator III Vacant <i>This position is fully funded from restricted use sources.</i>		1.00	87,360
	992976	NIAR Aircraft Technician Lead Yardley, Dylan <i>This position is fully funded from restricted use sources.</i>	12	1.00	87,360
	992982	NIAR Aircraft Technician I Vacant <i>This position is fully funded from restricted use sources.</i>		1.00	72,800
	992989	NIAR Aircraft Technician III Mireles, Sergio <i>This position is fully funded from restricted use sources.</i>	12	1.00	76,960
	992996	NIAR MRO Chief Operating Officer Kampschroeder, Rickie <i>This position is fully funded from restricted use sources.</i>	12	1.00	197,617
	999243	NIAR Finance Operations and Procurement Manager Jones, Matthew <i>This position is fully funded from restricted use sources.</i>	12	0.10	9,500
1110	Uncl-Salaries-Seasonal and Temp				-
1115	Unclassified Salaries-Add'l Comp				-
1160	Unclass Sal-OT/Comp/AHR				-

**W.S.U ANNUAL BUDGET**  
**102831 - NIAR -Maintenance Repair & Overhaul**  
**For Fiscal Year 2025**

Account Code	Position Number	Name or Account Description	Months	2025 Adopted	
				Budget FTE	Amount
<b>Total Unclassified Salaries</b>				<b>340.60</b>	<b>24,675,366</b>
<b>Total Unclassified Salaries by Fund</b>					
	D11634	RU NIAR-MRO Center		340.60	24,675,366
<b>Total Unclassified Salaries by Fund</b>				<b>340.60</b>	<b>24,675,366</b>
<b>STUDENT ASSISTANTS AND BENEFITS</b>					
1760		State Leave Pymt Assessment			177,883
1830		Regents Retirement			1,169,902
1850		TIAA Disability			246,898
1911		Medicare			352,806
1912		OASDI			1,506,192
1750		Dependent Health Insurance			284,813
1752		Healthy Kids Health Insurance			863
1950		Single Group Health Insurance			1,293,440
1970		Workers Compensation			67,551
1980		Unemployment Compensation			14,763
<b>Total Students and Fringe Benefits</b>					<b>5,115,111</b>
<b>Total Students and Fringe Benefits by Fund</b>					
	D11634	RU NIAR-MRO Center			5,115,111
<b>Total Students and Fringe Benefits</b>					<b>5,115,111</b>
<b>Total Salaries and Fringe Benefits</b>				<b>340.60</b>	<b>29,790,477</b>
<b>Total Salaries and Fringe Benefits by Fund</b>					
	D11634	RU NIAR-MRO Center		340.60	29,790,477
<b>Total Salaries and Fringe Benefits</b>				<b>340.60</b>	<b>29,790,477</b>
<b>OTHER OPERATING EXPENDITURES (OOE)</b>					
7C		Contractual Services			2,871,000
7F		Commodities			3,840,000
7H		Capital Outlay			257,500
7L		Grants Claims & Shared Revenue			100,000
7X		Indirect Costs			7,230,108
7Z		Transfers Out			1,476,360
<b>Total OOE</b>					<b>15,774,968</b>
<b>Total OOE by Fund</b>					
	D11634	RU NIAR-MRO Center			13,978,608
	D11637	SRO NIAR Maint Rep&Overhaul Reserve			1,796,360
<b>Total OOE by Fund</b>					<b>15,774,968</b>
<b>Total FTE and Expenditures</b>				<b>340.60</b>	<b>45,565,445</b>
<b>Total FTE and Expenditures by Fund</b>					
	D11634	RU NIAR-MRO Center		340.60	43,769,085
	D11637	SRO NIAR Maint Rep&Overhaul Reserve		-	1,796,360
<b>Total FTE and Expenditures by Fund</b>				<b>340.60</b>	<b>45,565,445</b>

**W.S.U ANNUAL BUDGET**  
**102428 - Molecular Diagnostic Lab**  
**For Fiscal Year 2025**

Account Code	Position Number	Name or Account Description	Months	2025 Adopted	
				Budget FTE	Amount
<b>USS SALARIES</b>					
<b>1000 USS Salaries-Permanent</b>					
<b>Total USS Salaries</b>				-	-
<b>Total USS Salaries by Fund</b>					
<b>Total USS Salaries by Fund</b>				-	-
<b>UNCLASSIFIED SALARIES</b>					
<b>1100 Unclassified Salaries-Permanent (Including 1105 - Stipend)</b>					
980159	IDP Director Clinical Laboratory Nickel, Sarah		12	0.50	103,027
	<i>This position is fully funded from restricted use sources.</i>				
980173	IDP Clinical Laboratory Technologist Munsell, Sam		12	1.00	50,710
	<i>This position is fully funded from restricted use sources.</i>				
980382	IDP Medical Laboratory Scientist II Flauding, Sarah		12	1.00	81,515
	<i>This position is fully funded from restricted use sources.</i>				
980466	IDP Community Education Coordinator Stanfield, Rebecca		12	0.75	47,050
	<i>This position is fully funded from restricted use sources.</i>				
980572	IDP Laboratory Business Development Manager Vacant			1.00	124,800
	<i>This position is fully funded from restricted use sources.</i>				
980721	IDP Medical Laboratory Scientist I Moler, Amanda		12	0.80	40,768
	<i>This position is fully funded from restricted use sources.</i>				
980722	IDP Clinical Laboratory Technologist I Teoh, Esther		12	1.00	50,960
	<i>This position is fully funded from restricted use sources.</i>				
991500	IDP Customer Service Tech II Mansfield, Madysen		12	1.00	40,934
	<i>This position is fully funded from restricted use sources.</i>				
991747	MDL Office Manager Preisser, Cheryl		12	1.00	53,997
	<i>This position is fully funded from restricted use sources.</i>				
991770	IDP Clinical Research Coordinator Schuman, Thomas		12	1.00	85,000
	<i>This position is fully funded from restricted use sources.</i>				
991785	IDP Laboratory Operations Coordinator Moore, Kelsey		12	1.00	85,000
	<i>This position is fully funded from restricted use sources.</i>				
991792	Laboratory Processing Technician Hashbarger, Michael		12	1.00	54,912
	<i>This position is fully funded from restricted use sources.</i>				
1110	Uncl-Salaries-Seasonal and Temp				-



**W.S.U ANNUAL BUDGET**  
**102428 - Molecular Diagnostic Lab**  
**For Fiscal Year 2025**

Account Code	Position Number	Name or Account Description	Months	2025 Adopted	
				Budget FTE	Amount
<b>Total Unclassified Salaries</b>				<b>11.05</b>	<b>818,673</b>
<b>Total Unclassified Salaries by Fund</b>					
	D11621	RU Molecular Diagnostic Lab		11.05	818,673
<b>Total Unclassified Salaries by Fund</b>				<b>11.05</b>	<b>818,673</b>
<b>STUDENT ASSISTANTS AND BENEFITS</b>					
1200		Student Salaries-Regular			-
1760		State Leave Pymt Assessment			5,898
1830		Regents Retirement			58,986
1850		TIAA Disability			8,192
1911		Medicare			11,687
1912		OASDI			49,947
1750		Dependent Health Insurance			8,750
1950		Single Group Health Insurance			84,600
1970		Workers Compensation			2,243
1980		Unemployment Compensation			488
<b>Total Students and Fringe Benefits</b>					<b>230,791</b>
<b>Total Students and Fringe Benefits by Fund</b>					
	D11621	RU Molecular Diagnostic Lab			230,791
<b>Total Students and Fringe Benefits</b>					<b>230,791</b>
<b>Total Salaries and Fringe Benefits</b>				<b>11.05</b>	<b>1,049,464</b>
<b>Total Salaries and Fringe Benefits by Fund</b>					
	D11621	RU Molecular Diagnostic Lab		11.05	1,049,464
<b>Total Salaries and Fringe Benefits</b>				<b>11.05</b>	<b>1,049,464</b>
<b>OTHER OPERATING EXPENDITURES (OOE)</b>					
7C		Contractual Services			583,862
7F		Commodities			1,232,793
7H		Capital Outlay			30,000
7X		Indirect Costs			569,645
<b>Total OOE</b>					<b>2,416,300</b>
<b>Total OOE by Fund</b>					
	D11621	RU Molecular Diagnostic Lab			2,386,300
	D11635	RU Molecular Diag Lab SupplyReserve			30,000
<b>Total OOE by Fund</b>					<b>2,416,300</b>
<b>Total FTE and Expenditures</b>				<b>11.05</b>	<b>3,465,764</b>
<b>Total FTE and Expenditures by Fund</b>					
	D11621	RU Molecular Diagnostic Lab		11.05	3,435,764
	D11635	RU Molecular Diag Lab SupplyReserve		-	30,000
<b>Total FTE and Expenditures by Fund</b>				<b>11.05</b>	<b>3,465,764</b>

**W.S.U ANNUAL BUDGET**  
**102406 - Engineering Design and Mod Team**  
**For Fiscal Year 2025**

Account Code	Position Number	Name or Account Description	Months	2025 Adopted	
				Budget FTE	Amount
<b>USS SALARIES</b>					
<b>1000 USS Salaries-Permanent</b>					
<b>Total USS Salaries</b>				-	-
<b>Total USS Salaries by Fund</b>					
<b>Total USS Salaries by Fund</b>				-	-
<b>UNCLASSIFIED SALARIES</b>					
<b>1100 Unclassified Salaries-Permanent (Including 1105 - Stipend)</b>					
980039		Director Flight test and Certification/Military Korwin-Szymanowski, Michel <i>This position is fully funded from restricted use sources.</i>	12	0.73	146,000
980091		NIAR Office Manager Smith, Bethanie <i>This position is fully funded from restricted use sources.</i>	12	0.50	31,668
980215		NIAR Manager MRO Operations Cobb, Benjamin <i>This position is fully funded from restricted use sources.</i>	12	0.25	32,760
980470		NIAR WERX Interim Director of Engineering Programs Towry, Ronald <i>This position is fully funded from restricted use sources.</i>	12	1.00	280,800
980629		IDPInfoAssuSecEngr Bailey, Julie <i>This position is fully funded from restricted use sources.</i>	12	1.00	208,000
980635		NIAR Business Development Engineer Young, Derek <i>This position is fully funded from restricted use sources.</i>	12	1.00	160,000
980735		NIAR Senior Research Engineer Vacant <i>This position is fully funded from restricted use sources.</i>		1.00	165,000
991455		NIAR Research Engineer, Senior Horton, Michael <i>This position is fully funded from restricted use sources.</i>	12	1.00	175,225
992948		NIAR Office Manager Vacant <i>This position is fully funded from restricted use sources.</i>		1.00	66,997
993070		NIAR Program Director of WERX Bonitati, Allison <i>This position is fully funded from restricted use sources.</i>	12	0.78	157,713
993536		IDP Executive Director of NIAR WERX Vacant <i>This position is fully funded from restricted use sources.</i>		0.70	251,609
994805		IDP Contract and Grant Specialist Senior Pulley, Eric <i>This position is fully funded from restricted use sources.</i>	12	1.00	89,657
999243		NIAR Finance Operations and Procurement Manager			

**W.S.U ANNUAL BUDGET**  
**102406 - Engineering Design and Mod Team**  
**For Fiscal Year 2025**

Account Code	Position Number	Name or Account Description	Months	2025 Adopted	
				Budget FTE	Amount
		Jones, Matthew	12	0.80	76,000
		<i>This position is fully funded from restricted use sources.</i>			
	1110	Uncl-Salaries-Seasonal and Temp			-
	1115	Unclassified Salaries-Add'l Comp			-
		<b>Total Unclassified Salaries</b>		<b>10.76</b>	<b>1,841,428</b>
<b>Total Unclassified Salaries by Fund</b>					
	D11388	RU Engineering Support Services		9.14	1,447,282
	D11561	RU Engineering Services - Cert		1.62	394,146
		<b>Total Unclassified Salaries by Fund</b>		<b>10.76</b>	<b>1,841,428</b>
<b>STUDENT ASSISTANTS AND BENEFITS</b>					
	1200	Student Salaries-Regular			-
	1760	State Leave Pymt Assessment			13,265
	1830	Regents Retirement			115,420
	1850	TIAA Disability			18,420
	1911	Medicare			26,177
	1912	OASDI			92,930
	1750	Dependent Health Insurance			24,195
	1950	Single Group Health Insurance			66,083
	1970	Workers Compensation			5,034
	1980	Unemployment Compensation			1,090
		<b>Total Students and Fringe Benefits</b>			<b>362,614</b>
<b>Total Students and Fringe Benefits by Fund</b>					
	D11388	RU Engineering Support Services			287,023
	D11561	RU Engineering Services - Cert			75,591
		<b>Total Students and Fringe Benefits</b>			<b>362,614</b>
		<b>Total Salaries and Fringe Benefits</b>		<b>10.76</b>	<b>2,204,042</b>
<b>Total Salaries and Fringe Benefits by Fund</b>					
	D11388	RU Engineering Support Services		9.14	1,734,305
	D11561	RU Engineering Services - Cert		1.62	469,737
		<b>Total Salaries and Fringe Benefits</b>		<b>10.76</b>	<b>2,204,042</b>
<b>OTHER OPERATING EXPENDITURES (OOE)</b>					
	7C	Contractual Services			41,954,750
	7F	Commodities			1,115,000
	7H	Capital Outlay			260,000
	7X	Indirect Costs			6,526,497
	7Z	Transfers Out			3,835,501
		<b>Total OOE</b>			<b>53,691,748</b>
<b>Total OOE by Fund</b>					
	D11388	RU Engineering Support Services			49,681,247
	D11561	RU Engineering Services - Cert			75,000
	D11425	SRO Eng Design & Modif SC Reserve			3,935,501
		<b>Total OOE by Fund</b>			<b>53,691,748</b>
		<b>Total FTE and Expenditures</b>		<b>10.76</b>	<b>55,895,790</b>
<b>Total FTE and Expenditures by Fund</b>					
	D11388	RU Engineering Support Services		9.14	51,415,552
	D11561	RU Engineering Services - Cert		1.62	544,737
	D11425	SRO Eng Design & Modif SC Reserve		-	3,935,501
		<b>Total FTE and Expenditures by Fund</b>		<b>10.76</b>	<b>55,895,790</b>

**W.S.U ANNUAL BUDGET**  
**102178 - NIAR - Robotics and Automation Lab**  
**For Fiscal Year 2025**

Account Code	Position Number	Name or Account Description	Months	2025 Adopted	
				Budget FTE	Amount
<b>USS SALARIES</b>					
<b>1000 USS Salaries-Permanent</b>					
<b>Total USS Salaries</b>				-	-
<b>Total USS Salaries by Fund</b>					
<b>Total USS Salaries by Fund</b>				-	-
<b>UNCLASSIFIED SALARIES</b>					
<b>1100 Unclassified Salaries-Permanent (Including 1105 - Stipend)</b>					
980011		NIAR Research Engineer Vacant <i>This position is fully funded from restricted use sources.</i>		1.00	75,000
980105		NIAR Research Engineer Vacant <i>This position is fully funded from restricted use sources.</i>		1.00	60,000
980156		NIAR Research Engineer Vacant <i>This position is fully funded from restricted use sources.</i>		1.00	70,000
980402		NIAR Director Research Tomblin, John <i>This position is fully funded from restricted use sources.</i>	12	1.00	150,000
980445		NIAR Project Manager Turner, Justin <i>This position is fully funded from restricted use sources.</i>	12	1.00	95,000
980563		NIAR Automation Technical Lead III Powell, Ryan <i>This position is fully funded from restricted use sources.</i>	12	1.00	90,000
980564		IDP Project Coordinator Vacant <i>This position is fully funded from restricted use sources.</i>		1.00	65,000
980608		NIAR Automation Technician I Cully, Patrick <i>This position is fully funded from restricted use sources.</i>	12	1.00	65,000
980707		NIAR Project Manager Mason, Jacob <i>This position is fully funded from restricted use sources.</i>	12	1.00	80,000
980730		NIAR Research Technician II Vacant <i>This position is fully funded from restricted use sources.</i>		0.75	39,000
980731		NIAR Research Technician II Vacant <i>This position is fully funded from restricted use sources.</i>		0.75	39,000
980732		NIAR Automation Technical Lead I Escalante, Felipe <i>This position is fully funded from restricted use sources.</i>	12	1.00	75,005
980766		NIAR Automation Technician II			

**W.S.U ANNUAL BUDGET**  
**102178 - NIAR - Robotics and Automation Lab**  
**For Fiscal Year 2025**

Account Code	Position Number	Name or Account Description	Months	2025 Adopted	
				Budget FTE	Amount
		Hoang, Billy	12	1.00	70,013
		<i>This position is fully funded from restricted use sources.</i>			
	980799	NIAR Automation Technician II Vacant		1.00	73,986
		<i>This position is fully funded from restricted use sources.</i>			
	989999	NIAR Research Engineer Vacant		1.00	80,000
		<i>This position is fully funded from restricted use sources.</i>			
	991266	NIAR Administrative Specialist Lobato, Tirza	12	1.00	50,003
		<i>This position is fully funded from restricted use sources.</i>			
	991737	NIAR Automation Technical Lead III Schmidt, Gordon	12	1.00	90,000
		<i>This position is fully funded from restricted use sources.</i>			
	992056	NIAR Automation Technical Lead III Fountain, Jordan	12	1.00	90,000
		<i>This position is fully funded from restricted use sources.</i>			
	992979	NIAR Research Engineer Vacant		1.00	75,000
		<i>This position is fully funded from restricted use sources.</i>			
	993261	NIAR Research Engineer Vacant		1.00	60,000
		<i>This position is fully funded from restricted use sources.</i>			
	999299	NIAR Project Manager Hart, Traci	12	0.50	43,500
		<i>This position is fully funded from restricted use sources.</i>			
	1115	Unclassified Salaries-Add'l Comp			-
		<b>Total Unclassified Salaries</b>		<b>20.00</b>	<b>1,535,506</b>
		<b>Total Unclassified Salaries by Fund</b>			
	D10153	RU NIAR-Robotics/Automation Lab		20.00	1,535,506
		<b>Total Unclassified Salaries by Fund</b>		<b>20.00</b>	<b>1,535,506</b>
<b>STUDENT ASSISTANTS AND BENEFITS</b>					
	1200	Student Salaries-Regular			-
	1760	State Leave Pymt Assessment			11,060
	1830	Regents Retirement			76,383
	1850	TIAA Disability			15,358
	1911	Medicare			22,090
	1912	OASDI			94,428
	1750	Dependent Health Insurance			6,563
	1950	Single Group Health Insurance			89,300
	1970	Workers Compensation			4,202
	1980	Unemployment Compensation			921
		<b>Total Students and Fringe Benefits</b>			<b>320,305</b>
		<b>Total Students and Fringe Benefits by Fund</b>			
	D10153	RU NIAR-Robotics/Automation Lab			320,305
		<b>Total Students and Fringe Benefits</b>			<b>320,305</b>
		<b>Total Salaries and Fringe Benefits</b>		<b>20.00</b>	<b>1,855,811</b>
		<b>Total Salaries and Fringe Benefits by Fund</b>			
	D10153	RU NIAR-Robotics/Automation Lab		20.00	1,855,811
		<b>Total Salaries and Fringe Benefits</b>		<b>20.00</b>	<b>1,855,811</b>

**W.S.U ANNUAL BUDGET**  
**102178 - NIAR - Robotics and Automation Lab**  
**For Fiscal Year 2025**

Account Code	Position Number	Name or Account Description	Months	2025 Adopted	
				Budget FTE	Amount
<b>OTHER OPERATING EXPENDITURES (OOE)</b>					
7C		Contractual Services			356,050
7F		Commodities			256,100
7H		Capital Outlay			2,191,000
7X		Indirect Costs			1,233,756
7Z		Transfers Out			1,427,675
<b>Total OOE</b>					<b>5,464,581</b>
<b>Total OOE by Fund</b>					
D10153	RU	NIAR-Robotics/Automation Lab			3,036,906
D11422	SRO	Robotics & Autom SC Reserve			2,427,675
<b>Total OOE by Fund</b>					<b>5,464,581</b>
<b>Total FTE and Expenditures</b>				<b>20.00</b>	<b>7,320,392</b>
<b>Total FTE and Expenditures by Fund</b>					
D10153	RU	NIAR-Robotics/Automation Lab		20.00	4,892,717
D11422	SRO	Robotics & Autom SC Reserve		-	2,427,675
<b>Total FTE and Expenditures by Fund</b>				<b>20.00</b>	<b>7,320,392</b>

**W.S.U ANNUAL BUDGET**  
**102179 - NIAR - Emerging Technologies Lab**  
**For Fiscal Year 2025**

Account Code	Position Number	Name or Account Description	Months	2025 Adopted	
				Budget FTE	Amount
<b>USS SALARIES</b>					
<b>1000 USS Salaries-Permanent</b>					
<b>Total USS Salaries</b>				-	-
<b>Total USS Salaries by Fund</b>					
<b>Total USS Salaries by Fund</b>				-	-
<b>UNCLASSIFIED SALARIES</b>					
<b>1100 Unclassified Salaries-Permanent (Including 1105 - Stipend)</b>					
980083		NIAR Research Associate Astegiano, Joel	12	1.00	75,005
<i>This position is fully funded from restricted use sources.</i>					
980106		NIAR Research Associate Vacant		1.00	63,003
<i>This position is fully funded from restricted use sources.</i>					
991730		NIAR Research Engineer, Senior Lee, Xuan Yi	12	1.00	82,000
<i>This position is fully funded from restricted use sources.</i>					
998227		NIAR Associate Director Chankaramangalam, Jeswin	12	1.00	140,000
<i>This position is fully funded from restricted use sources.</i>					
1115		Unclassified Salaries-Add'l Comp			-
1130		Grad Assistants-Research			-
<b>Total Unclassified Salaries</b>				<b>4.00</b>	<b>360,008</b>
<b>Total Unclassified Salaries by Fund</b>					
D10154		RU NIAR-Engineering Tech Lab		4.00	360,008
<b>Total Unclassified Salaries by Fund</b>				<b>4.00</b>	<b>360,008</b>
<b>STUDENT ASSISTANTS AND BENEFITS</b>					
1200		Student Salaries-Regular			-
1760		State Leave Pymt Assessment			2,594
1830		Regents Retirement			25,247
1850		TIAA Disability			3,602
1911		Medicare			5,138
1912		OASDI			21,962
1750		Dependent Health Insurance			8,750
1950		Single Group Health Insurance			28,200
1970		Workers Compensation			984
1980		Unemployment Compensation			214
<b>Total Students and Fringe Benefits</b>					<b>96,691</b>
<b>Total Students and Fringe Benefits by Fund</b>					
D10154		RU NIAR-Engineering Tech Lab			96,691
<b>Total Students and Fringe Benefits</b>					<b>96,691</b>
<b>Total Salaries and Fringe Benefits</b>				<b>4.00</b>	<b>456,699</b>
<b>Total Salaries and Fringe Benefits by Fund</b>					
D10154		RU NIAR-Engineering Tech Lab		4.00	456,699
<b>Total Salaries and Fringe Benefits</b>				<b>4.00</b>	<b>456,699</b>
<b>OTHER OPERATING EXPENDITURES (OOE)</b>					
7C		Contractual Services			150,600
7F		Commodities			66,240

**W.S.U ANNUAL BUDGET**  
**102179 - NIAR - Emerging Technologies Lab**  
**For Fiscal Year 2025**

Account Code	Position Number	Name or Account Description	Months	2025 Adopted	
				Budget FTE	Amount
		7H Capital Outlay			15,000
		7X Indirect Costs			163,429
		7Z Transfers Out			87,120
		<b>Total OOE</b>			<b>482,389</b>
<b>Total OOE by Fund</b>					
	D10154	RU NIAR-Engineering Tech Lab			395,269
	D11423	SRO Visual Technology SC Reserve			87,120
		<b>Total OOE by Fund</b>			<b>482,389</b>
<b>Total FTE and Expenditures</b>				<b>4.00</b>	<b>939,088</b>
<b>Total FTE and Expenditures by Fund</b>					
	D10154	RU NIAR-Engineering Tech Lab		4.00	851,968
	D11423	SRO Visual Technology SC Reserve		-	87,120
		<b>Total FTE and Expenditures by Fund</b>		<b>4.00</b>	<b>939,088</b>



**W.S.U ANNUAL BUDGET**  
**102198 - Aviation Infrastructure - NCAT**  
**For Fiscal Year 2025**

Account Code	Position Number	Name or Account Description	Months	2025 Adopted	
				Budget FTE	Amount
<b>USS SALARIES</b>					
<b>1000 USS Salaries-Permanent</b>					
<b>Total USS Salaries</b>				-	-
<b>Total USS Salaries by Fund</b>					
<b>Total USS Salaries by Fund</b>				-	-
<b>UNCLASSIFIED SALARIES</b>					
<b>1100 Unclassified Salaries-Permanent (Including 1105 - Stipend)</b>					
<b>Total Unclassified Salaries</b>				-	-
<b>Total Unclassified Salaries by Fund</b>					
<b>Total Unclassified Salaries by Fund</b>				-	-
<b>STUDENT ASSISTANTS AND BENEFITS</b>					
<b>Total Students and Fringe Benefits</b>				-	-
<b>Total Students and Fringe Benefits by Fund</b>					
<b>Total Students and Fringe Benefits</b>				-	-
<b>Total Salaries and Fringe Benefits</b>				-	-
<b>Total Salaries and Fringe Benefits by Fund</b>					
<b>Total Salaries and Fringe Benefits</b>				-	-
<b>OTHER OPERATING EXPENDITURES (OOE)</b>					
7C Contractual Services				5,200,000	
<b>Total OOE</b>				<b>5,200,000</b>	
<b>Total OOE by Fund</b>					
A2402		GU SGF NCAT Aviation Infrastr FY24		-	
A2502		GU SGF NCAT Aviation Infrastr FY25		5,200,000	
<b>Total OOE by Fund</b>				<b>5,200,000</b>	
<b>Total FTE and Expenditures</b>				-	<b>5,200,000</b>
<b>Total FTE and Expenditures by Fund</b>					
A2402		GU SGF NCAT Aviation Infrastr FY24		-	-
A2502		GU SGF NCAT Aviation Infrastr FY25		-	5,200,000
<b>Total FTE and Expenditures by Fund</b>				-	<b>5,200,000</b>

**W.S.U ANNUAL BUDGET**  
**102200 - NIAR - CMH17 Training Program**  
**For Fiscal Year 2025**

Account Code	Position Number	Name or Account Description	Months	2025 Adopted	
				Budget FTE	Amount
<b>USS SALARIES</b>					
<b>1000 USS Salaries-Permanent</b>					
<b>Total USS Salaries</b>				-	-
<b>Total USS Salaries by Fund</b>					
<b>Total USS Salaries by Fund</b>				-	-
<b>UNCLASSIFIED SALARIES</b>					
<b>1100 Unclassified Salaries-Permanent (Including 1105 - Stipend)</b>					
1115		Unclassified Salaries-Add'l Comp		-	-
<b>Total Unclassified Salaries</b>				-	-
<b>Total Unclassified Salaries by Fund</b>					
D10659		RU NIAR-CMH17 Handbooks		-	-
<b>Total Unclassified Salaries by Fund</b>				-	-
<b>STUDENT ASSISTANTS AND BENEFITS</b>					
1760		State Leave Pymt Assessment		-	-
1830		Regents Retirement		-	-
1850		TIAA Disability		-	-
1911		Medicare		-	-
1912		OASDI		-	-
1970		Workers Compensation		-	-
<b>Total Students and Fringe Benefits</b>				-	-
<b>Total Students and Fringe Benefits by Fund</b>					
D10659		RU NIAR-CMH17 Handbooks		-	-
<b>Total Students and Fringe Benefits</b>				-	-
<b>Total Salaries and Fringe Benefits</b>				-	-
<b>Total Salaries and Fringe Benefits by Fund</b>					
D10659		RU NIAR-CMH17 Handbooks		-	-
<b>Total Salaries and Fringe Benefits</b>				-	-
<b>OTHER OPERATING EXPENDITURES (OOE)</b>					
7C		Contractual Services		106,000	106,000
7F		Commodities		55,000	55,000
<b>Total OOE</b>				<b>161,000</b>	<b>161,000</b>
<b>Total OOE by Fund</b>					
D10381		RU NIAR-CMH17 Meetings		145,000	145,000
D10659		RU NIAR-CMH17 Handbooks		16,000	16,000
<b>Total OOE by Fund</b>				<b>161,000</b>	<b>161,000</b>
<b>Total FTE and Expenditures</b>				-	<b>161,000</b>
<b>Total FTE and Expenditures by Fund</b>					
D10381		RU NIAR-CMH17 Meetings		-	145,000
D10659		RU NIAR-CMH17 Handbooks		-	16,000
<b>Total FTE and Expenditures by Fund</b>				-	<b>161,000</b>

**W.S.U ANNUAL BUDGET**  
**102411 - Human Subjects/IRB**  
**For Fiscal Year 2025**

Account Code	Position Number	Name or Account Description	Months	2025 Adopted	
				Budget FTE	Amount
<b>USS SALARIES</b>					
<b>1000 USS Salaries-Permanent</b>					
<b>Total USS Salaries</b>				-	-
<b>Total USS Salaries by Fund</b>					
<b>Total USS Salaries by Fund</b>				-	-
<b>UNCLASSIFIED SALARIES</b>					
<b>1100 Unclassified Salaries-Permanent (Including 1105 - Stipend)</b>					
1115		Unclassified Salaries-Add'l Comp			18,000
<b>Total Unclassified Salaries</b>				-	<b>18,000</b>
<b>Total Unclassified Salaries by Fund</b>					
D11491		SRO RTT Human Subjects IRB		-	18,000
<b>Total Unclassified Salaries by Fund</b>				-	<b>18,000</b>
<b>STUDENT ASSISTANTS AND BENEFITS</b>					
1760		State Leave Pymt Assessment			130
1830		Regents Retirement			1,530
1850		TIAA Disability			180
1911		Medicare			261
1912		OASDI			1,116
1970		Workers Compensation			50
1980		Unemployment Compensation			11
<b>Total Students and Fringe Benefits</b>				-	<b>3,278</b>
<b>Total Students and Fringe Benefits by Fund</b>					
D11491		SRO RTT Human Subjects IRB		-	3,278
<b>Total Students and Fringe Benefits</b>				-	<b>3,278</b>
<b>Total Salaries and Fringe Benefits</b>				-	<b>21,278</b>
<b>Total Salaries and Fringe Benefits by Fund</b>					
D11491		SRO RTT Human Subjects IRB		-	21,278
<b>Total Salaries and Fringe Benefits</b>				-	<b>21,278</b>
<b>OTHER OPERATING EXPENDITURES (OOE)</b>					
7C		Contractual Services			5,000
7L		Grants Claims & Shared Revenue			2,000
<b>Total OOE</b>				-	<b>7,000</b>
<b>Total OOE by Fund</b>					
D11491		SRO RTT Human Subjects IRB		-	7,000
<b>Total OOE by Fund</b>				-	<b>7,000</b>
<b>Total FTE and Expenditures</b>				-	<b>28,278</b>
<b>Total FTE and Expenditures by Fund</b>					
D11491		SRO RTT Human Subjects IRB		-	28,278
<b>Total FTE and Expenditures by Fund</b>				-	<b>28,278</b>

**W.S.U ANNUAL BUDGET**  
**101585 - Industry & Defense Compliance Office**  
**For Fiscal Year 2025**

Account Code	Position Number	Name or Account Description	Months	2025 Adopted	
				Budget FTE	Amount
<b>USS SALARIES</b>					
<b>1000 USS Salaries-Permanent</b>					
<b>Total USS Salaries</b>				-	-
<b>Total USS Salaries by Fund</b>					
<b>Total USS Salaries by Fund</b>				-	-
<b>UNCLASSIFIED SALARIES</b>					
<b>1100 Unclassified Salaries-Permanent (Including 1105 - Stipend)</b>					
992977		IDP Export Control Officer Elliott, James	12	1.00	135,000
<i>This position is fully funded from restricted use sources.</i>					
<b>Total Unclassified Salaries</b>				<b>1.00</b>	<b>135,000</b>
<b>Total Unclassified Salaries by Fund</b>					
D11097		SRO Ind & Def Compliance Office		1.00	135,000
<b>Total Unclassified Salaries by Fund</b>				<b>1.00</b>	<b>135,000</b>
<b>STUDENT ASSISTANTS AND BENEFITS</b>					
1760		State Leave Pymt Assessment			972
1830		Regents Retirement			11,475
1850		TIAA Disability			1,350
1911		Medicare			1,929
1912		OASDI			8,245
1750		Dependent Health Insurance			4,375
1950		Single Group Health Insurance			9,400
1970		Workers Compensation			369
1980		Unemployment Compensation			80
<b>Total Students and Fringe Benefits</b>					<b>38,195</b>
<b>Total Students and Fringe Benefits by Fund</b>					
D11097		SRO Ind & Def Compliance Office			38,195
<b>Total Students and Fringe Benefits</b>					<b>38,195</b>
<b>Total Salaries and Fringe Benefits</b>				<b>1.00</b>	<b>173,195</b>
<b>Total Salaries and Fringe Benefits by Fund</b>					
D11097		SRO Ind & Def Compliance Office		1.00	173,195
<b>Total Salaries and Fringe Benefits</b>				<b>1.00</b>	<b>173,195</b>
<b>OTHER OPERATING EXPENDITURES (OOE)</b>					
7C		Contractual Services			50,552
7F		Commodities			-
7H		Capital Outlay			-
<b>Total OOE</b>					<b>50,552</b>
<b>Total OOE by Fund</b>					
D11097		SRO Ind & Def Compliance Office			50,552
<b>Total OOE by Fund</b>					<b>50,552</b>
<b>Total FTE and Expenditures</b>				<b>1.00</b>	<b>223,747</b>
<b>Total FTE and Expenditures by Fund</b>					
D11097		SRO Ind & Def Compliance Office		1.00	223,747
<b>Total FTE and Expenditures by Fund</b>				<b>1.00</b>	<b>223,747</b>

**W.S.U ANNUAL BUDGET**  
**102834 - Industry & Defense Administration**  
**For Fiscal Year 2025**

Account Code	Position Number	Name or Account Description	Months	2025 Adopted	
				Budget FTE	Amount
<b>USS SALARIES</b>					
<b>1000 USS Salaries-Permanent</b>					
<b>Total USS Salaries</b>				-	-
<b>Total USS Salaries by Fund</b>					
<b>Total USS Salaries by Fund</b>				-	-
<b>UNCLASSIFIED SALARIES</b>					
<b>1100 Unclassified Salaries-Permanent (Including 1105 - Stipend)</b>					
980202	IDP Business Manager Campbell, Alexis		12	1.00	57,750
	<i>This position is fully funded from restricted use sources.</i>				
980450	IDP Business Coordinator Williams, Preston		12	1.00	52,499
	<i>This position is fully funded from restricted use sources.</i>				
980526	IDP Business Manager Gegen, Tanner		12	1.00	60,900
	<i>This position is fully funded from restricted use sources.</i>				
980547	IDP Budget Analyst I Wassenberg, Cole		12	1.00	52,520
	<i>This position is fully funded from restricted use sources.</i>				
980738	Associate Vice President Finance and Operations Miller, David		12	1.00	210,000
	<i>This position is fully funded from restricted use sources.</i>				
980756	IDP Director of Revenue Operations Bongartz, Robyn		12	1.00	143,100
	<i>This position is fully funded from restricted use sources.</i>				
980798	IDP Research Grant Administrator Vacant			1.00	65,000
	<i>This position is fully funded from restricted use sources.</i>				
991688	IDP Associate Director Finance, Planning and Analysis Woolsoncroft, Leah		12	1.00	136,500
	<i>This position is fully funded from restricted use sources.</i>				
991751	IDP Chief of Staff Nordyke, Austin		12	1.00	108,000
	<i>This position is fully funded from restricted use sources.</i>				
992999	IDP Associate Vice President Research Operations Harter, Pierre		12	0.27	55,070
	<i>This position is fully funded from restricted use sources.</i>				
993657	Director Purchasing Boyd, Jory		12	0.35	34,000
	<i>This position is fully funded from restricted use sources.</i>				
994938	Manager Environmental Health and Safety Posch, Darryl		12	1.00	88,173
	<i>This position is fully funded from restricted use sources.</i>				
997711	SrVP/Ind&DefPrgs/ExecDirNIAR				

**W.S.U ANNUAL BUDGET**  
**102834 - Industry & Defense Administration**  
**For Fiscal Year 2025**

Account Code	Position Number	Name or Account Description	Months	2025 Adopted	
				Budget FTE	Amount
		Tomblin, John	12	0.46	254,111
		<i>This position is fully funded from restricted use sources.</i>			
	997942	NIAR Facility Security Officer Aldag, Thomas	12	0.50	111,236
		<i>This position is fully funded from restricted use sources.</i>			
	998278	Director Financial Services Special Projects Tatro, Lois	12	0.60	262,500
		<i>This position is fully funded from restricted use sources.</i>			
	998758	NIAR Senior Director of Financial Reporting Werner, Paul	12	0.60	174,974
		<i>This position is fully funded from restricted use sources.</i>			
	999097	Business Technology Analyst, Senior Nguyen, Annie	12	0.50	41,410
		<i>This position is fully funded from restricted use sources.</i>			
	999644	NIAR Administrative Assistant McCleary, Kimberly	12	1.00	47,840
		<i>This position is fully funded from restricted use sources.</i>			
	1115	Unclassified Salaries-Add'l Comp			47,716
	1190	Unclassified Salaries-Vacation			-
		<b>Total Unclassified Salaries</b>		<b>14.28</b>	<b>2,003,300</b>
		<b>Total Unclassified Salaries by Fund</b>			
	D11682	SRO Industry & Def IDC Admin Exp		14.28	2,003,300
		<b>Total Unclassified Salaries by Fund</b>		<b>14.28</b>	<b>2,003,300</b>
<b>STUDENT ASSISTANTS AND BENEFITS</b>					
	1200	Student Salaries-Regular			40,000
	1760	State Leave Pymt Assessment			14,430
	1810	KPERS Retirement			-
	1830	Regents Retirement			164,762
	1850	TIAA Disability			20,039
	1911	Medicare			28,713
	1912	OASDI			103,404
	1750	Dependent Health Insurance			22,882
	1950	Single Group Health Insurance			99,453
	1970	Workers Compensation			5,478
	1980	Unemployment Compensation			1,197
		<b>Total Students and Fringe Benefits</b>			<b>500,358</b>
		<b>Total Students and Fringe Benefits by Fund</b>			
	D11682	SRO Industry & Def IDC Admin Exp			500,358
		<b>Total Students and Fringe Benefits</b>			<b>500,358</b>
		<b>Total Salaries and Fringe Benefits</b>		<b>14.28</b>	<b>2,503,658</b>
		<b>Total Salaries and Fringe Benefits by Fund</b>			
	D11682	SRO Industry & Def IDC Admin Exp		14.28	2,503,658
		<b>Total Salaries and Fringe Benefits</b>		<b>14.28</b>	<b>2,503,658</b>
<b>OTHER OPERATING EXPENDITURES (OOE)</b>					
	7C	Contractual Services			1,014,361
	7F	Commodities			60,660
	7H	Capital Outlay			123,000
	7Z	Transfers Out			50,000
		<b>Total OOE</b>			<b>1,248,021</b>
		<b>Total OOE by Fund</b>			
	D11682	SRO Industry & Def IDC Admin Exp			1,248,021

**W.S.U ANNUAL BUDGET**  
**102834 - Industry & Defense Administration**  
**For Fiscal Year 2025**

Account Code	Position Number	Name or Account Description	Months	2025 Adopted	
				Budget FTE	Amount
<b>Total OOE by Fund</b>					<b>1,248,021</b>
<b>Total FTE and Expenditures</b>				<b>14.28</b>	<b>3,751,679</b>
<b>Total FTE and Expenditures by Fund</b>					
D11682		SRO Industry & Def IDC Admin Exp		14.28	3,751,679
<b>Total FTE and Expenditures by Fund</b>				<b>14.28</b>	<b>3,751,679</b>

**W.S.U ANNUAL BUDGET**  
**102835 - Industry & Defense IDC Recovery**  
**For Fiscal Year 2025**

Account Code	Position Number	Name or Account Description	Months	2025 Adopted	
				Budget FTE	Amount
<b>USS SALARIES</b>					
<b>1000 USS Salaries-Permanent</b>					
<b>Total USS Salaries</b>				-	-
<b>Total USS Salaries by Fund</b>					
<b>Total USS Salaries by Fund</b>				-	-
<b>UNCLASSIFIED SALARIES</b>					
<b>1100 Unclassified Salaries-Permanent (Including 1105 - Stipend)</b>					
1130		Grad Assistants-Research			1,500
<b>Total Unclassified Salaries</b>				-	<b>1,500</b>
<b>Total Unclassified Salaries by Fund</b>					
D11681		SRO Industry & Def IDC Funded Prgms		-	1,500
<b>Total Unclassified Salaries by Fund</b>				-	<b>1,500</b>
<b>STUDENT ASSISTANTS AND BENEFITS</b>					
1760		State Leave Pymt Assessment			11
1970		Workers Compensation			5
1980		Unemployment Compensation			1
<b>Total Students and Fringe Benefits</b>				-	<b>17</b>
<b>Total Students and Fringe Benefits by Fund</b>					
D11681		SRO Industry & Def IDC Funded Prgms		-	17
<b>Total Students and Fringe Benefits</b>				-	<b>17</b>
<b>Total Salaries and Fringe Benefits</b>				-	<b>1,517</b>
<b>Total Salaries and Fringe Benefits by Fund</b>					
D11681		SRO Industry & Def IDC Funded Prgms		-	1,517
<b>Total Salaries and Fringe Benefits</b>				-	<b>1,517</b>
<b>OTHER OPERATING EXPENDITURES (OOE)</b>					
7C		Contractual Services			995,000
7H		Capital Outlay			125,000
7L		Grants Claims & Shared Revenue			-
7Z		Transfers Out			13,301,682
<b>Total OOE</b>				-	<b>14,421,682</b>
<b>Total OOE by Fund</b>					
D11680		SRO Industry & Defense IDC Incoming		-	12,876,682
D11681		SRO Industry & Def IDC Funded Prgms		-	1,045,000
D11686		SRO Industry & Def Special Projects		-	-
D11783		SRO IDC Aircraft Program		-	500,000
<b>Total OOE by Fund</b>				-	<b>14,421,682</b>
<b>Total FTE and Expenditures</b>				-	<b>14,423,199</b>
<b>Total FTE and Expenditures by Fund</b>					
D11680		SRO Industry & Defense IDC Incoming		-	12,876,682
D11681		SRO Industry & Def IDC Funded Prgms		-	1,046,517
D11686		SRO Industry & Def Special Projects		-	-
D11783		SRO IDC Aircraft Program		-	500,000
<b>Total FTE and Expenditures by Fund</b>				-	<b>14,423,199</b>



**W.S.U ANNUAL BUDGET**  
**102837 - Industry & Defense Communications**  
**For Fiscal Year 2025**

Account Code	Position Number	Name or Account Description	Months	2025 Adopted	
				Budget FTE	Amount
<b>USS SALARIES</b>					
<b>1000 USS Salaries-Permanent</b>					
<b>Total USS Salaries</b>				-	-
<b>Total USS Salaries by Fund</b>					
<b>Total USS Salaries by Fund</b>				-	-
<b>UNCLASSIFIED SALARIES</b>					
<b>1100 Unclassified Salaries-Permanent (Including 1105 - Stipend)</b>					
997124		IDP Associate Vice President Strategic Communications and Marketin Friess, Tracee	12	0.73	140,980
<i>This position is fully funded from restricted use sources.</i>					
997135		IDP Graphic Design and Web Manager Sharkey, Katie	12	1.00	60,900
<i>This position is fully funded from restricted use sources.</i>					
<b>Total Unclassified Salaries</b>				<b>1.73</b>	<b>201,880</b>
<b>Total Unclassified Salaries by Fund</b>					
D11685		SRO Industry & Def Comm/Mrktg Offic		1.73	201,880
<b>Total Unclassified Salaries by Fund</b>				<b>1.73</b>	<b>201,880</b>
<b>STUDENT ASSISTANTS AND BENEFITS</b>					
1200		Student Salaries-Regular			18,720
1760		State Leave Pymt Assessment			1,455
1830		Regents Retirement			17,161
1850		TIAA Disability			2,019
1911		Medicare			2,843
1912		OASDI			11,230
1750		Dependent Health Insurance			7,572
1950		Single Group Health Insurance			16,269
1970		Workers Compensation			552
1980		Unemployment Compensation			119
<b>Total Students and Fringe Benefits</b>					<b>77,940</b>
<b>Total Students and Fringe Benefits by Fund</b>					
D11685		SRO Industry & Def Comm/Mrktg Offic			77,940
<b>Total Students and Fringe Benefits</b>					<b>77,940</b>
<b>Total Salaries and Fringe Benefits</b>				<b>1.73</b>	<b>279,820</b>
<b>Total Salaries and Fringe Benefits by Fund</b>					
D11685		SRO Industry & Def Comm/Mrktg Offic		1.73	279,820
<b>Total Salaries and Fringe Benefits</b>				<b>1.73</b>	<b>279,820</b>
<b>OTHER OPERATING EXPENDITURES (OOE)</b>					
7C		Contractual Services			168,420
7F		Commodities			11,600
7H		Capital Outlay			19,200
<b>Total OOE</b>					<b>199,220</b>
<b>Total OOE by Fund</b>					
D11685		SRO Industry & Def Comm/Mrktg Offic			199,220
<b>Total OOE by Fund</b>					<b>199,220</b>
<b>Total FTE and Expenditures</b>				<b>1.73</b>	<b>479,040</b>
<b>Total FTE and Expenditures by Fund</b>					

**W.S.U ANNUAL BUDGET**  
**102837 - Industry & Defense Communications**  
**For Fiscal Year 2025**

Account Code	Position Number	Name or Account Description	Months	2025 Adopted	
				Budget FTE	Amount
D11685		SRO Industry & Def Comm/Mrktg Offic		1.73	479,040
<b>Total FTE and Expenditures by Fund</b>				<b>1.73</b>	<b>479,040</b>

**W.S.U ANNUAL BUDGET  
103065 - Strategic Initiatives  
For Fiscal Year 2025**

Account Code	Position Number	Name or Account Description	Months	2025 Adopted	
				Budget FTE	Amount
<b>USS SALARIES</b>					
<b>1000 USS Salaries-Permanent</b>					
<b>Total USS Salaries</b>				-	-
<b>Total USS Salaries by Fund</b>					
<b>Total USS Salaries by Fund</b>				-	-
<b>UNCLASSIFIED SALARIES</b>					
<b>1100 Unclassified Salaries-Permanent (Including 1105 - Stipend)</b>					
980108		IDP Grant Development Specialist Schirer, Dana <i>This position is fully funded from restricted use sources.</i>	12	0.05	4,774
980292		IDP Project Manager Vacant <i>This position is fully funded from restricted use sources.</i>		1.00	77,250
980295		IDP Project Manager Gregg, Diann <i>This position is fully funded from restricted use sources.</i>	12	0.05	3,979
980761		IDP Project Manager Gibbs, Jeremy <i>This position is fully funded from restricted use sources.</i>	12	1.00	81,988
997446		Partner Relations Coordinator Redmond, Tonya <i>This position is fully funded from restricted use sources.</i>	12	0.75	35,537
997954		Director, Strategic Initiatives Programs Whitson, Sherry <i>This position is fully funded from restricted use sources.</i>	12	1.00	118,965
998665		IDP Project Manager Myrtle, Angela <i>This position is fully funded from restricted use sources.</i>	12	0.05	3,979
999018		Associate Vice President Strategic Initiatives Franklin, Debra <i>This position is fully funded from restricted use sources.</i>	12	0.05	9,275
<b>Total Unclassified Salaries</b>				<b>3.95</b>	<b>335,747</b>
<b>Total Unclassified Salaries by Fund</b>					
D11521		SRO Center for Strategic Initiative		3.95	335,747
<b>Total Unclassified Salaries by Fund</b>				<b>3.95</b>	<b>335,747</b>
<b>STUDENT ASSISTANTS AND BENEFITS</b>					
1760		State Leave Pymt Assessment			2,421
1830		Regents Retirement			21,976
1850		TIAA Disability			3,360
1911		Medicare			4,851
1912		OASDI			20,689
1750		Dependent Health Insurance			8,095
1950		Single Group Health Insurance			18,332
1970		Workers Compensation			920
1980		Unemployment Compensation			205

**W.S.U ANNUAL BUDGET**  
**103065 - Strategic Initiatives**  
**For Fiscal Year 2025**

Account Code	Position Number	Name or Account Description	Months	2025 Adopted	
				Budget FTE	Amount
<b>Total Students and Fringe Benefits</b>					<b>80,849</b>
<b>Total Students and Fringe Benefits by Fund</b>					
	D11521	SRO Center for Strategic Initiative			80,849
<b>Total Students and Fringe Benefits</b>					<b>80,849</b>
<b>Total Salaries and Fringe Benefits</b>				<b>3.95</b>	<b>416,596</b>
<b>Total Salaries and Fringe Benefits by Fund</b>					
	D11521	SRO Center for Strategic Initiative		3.95	416,596
<b>Total Salaries and Fringe Benefits</b>				<b>3.95</b>	<b>416,596</b>
<b>OTHER OPERATING EXPENDITURES (OOE)</b>					
	7C	Contractual Services			3,900
	7F	Commodities			2,550
	7Z	Transfers Out			-
<b>Total OOE</b>					<b>6,450</b>
<b>Total OOE by Fund</b>					
	D11382	RU Center for Strategic Initiatives			2,900
	D11521	SRO Center for Strategic Initiative			3,550
<b>Total OOE by Fund</b>					<b>6,450</b>
<b>Total FTE and Expenditures</b>				<b>3.95</b>	<b>423,046</b>
<b>Total FTE and Expenditures by Fund</b>					
	D11382	RU Center for Strategic Initiatives		-	2,900
	D11521	SRO Center for Strategic Initiative		3.95	420,146
<b>Total FTE and Expenditures by Fund</b>				<b>3.95</b>	<b>423,046</b>

**W.S.U ANNUAL BUDGET  
102368 - Innovation Campus  
For Fiscal Year 2025**

Account Code	Position Number	Name or Account Description	Months	2025 Adopted	
				Budget FTE	Amount
<b>USS SALARIES</b>					
<b>1000 USS Salaries-Permanent</b>					
<b>Total USS Salaries</b>				-	-
<b>Total USS Salaries by Fund</b>					
<b>Total USS Salaries by Fund</b>				-	-
<b>UNCLASSIFIED SALARIES</b>					
<b>1100 Unclassified Salaries-Permanent (Including 1105 - Stipend)</b>					
<b>Total Unclassified Salaries</b>				-	-
<b>Total Unclassified Salaries by Fund</b>					
<b>Total Unclassified Salaries by Fund</b>				-	-
<b>STUDENT ASSISTANTS AND BENEFITS</b>					
<b>Total Students and Fringe Benefits</b>				-	-
<b>Total Students and Fringe Benefits by Fund</b>					
<b>Total Students and Fringe Benefits</b>				-	-
<b>Total Salaries and Fringe Benefits</b>				-	-
<b>Total Salaries and Fringe Benefits by Fund</b>					
<b>Total Salaries and Fringe Benefits</b>				-	-
<b>OTHER OPERATING EXPENDITURES (OOE)</b>					
7C Contractual Services				2,000,000	
<b>Total OOE</b>				<b>2,000,000</b>	
<b>Total OOE by Fund</b>					
A2401		GU SGF Innovation Campus FY24		-	
A2501		GU SGF Innovation Campus FY25		2,000,000	
<b>Total OOE by Fund</b>				<b>2,000,000</b>	
<b>Total FTE and Expenditures</b>				-	<b>2,000,000</b>
<b>Total FTE and Expenditures by Fund</b>					
A2401		GU SGF Innovation Campus FY24		-	-
A2501		GU SGF Innovation Campus FY25		-	2,000,000
<b>Total FTE and Expenditures by Fund</b>				-	<b>2,000,000</b>

**W.S.U ANNUAL BUDGET**  
**102385 - Ennovar-Solution Ref Arch Services**  
**For Fiscal Year 2025**

Account Code	Position Number	Name or Account Description	Months	2025 Adopted	
				Budget FTE	Amount
<b>USS SALARIES</b>					
<b>1000 USS Salaries-Permanent</b>					
<b>Total USS Salaries</b>				-	-
<b>Total USS Salaries by Fund</b>					
<b>Total USS Salaries by Fund</b>				-	-
<b>UNCLASSIFIED SALARIES</b>					
<b>1100 Unclassified Salaries-Permanent (Including 1105 - Stipend)</b>					
980010	IDP Account Manager, Employer Relations Forney, Ashley		12	1.00	63,600
<i>This position is fully funded from restricted use sources.</i>					
980092	IDP Service Desk Analyst Level II Hoyle, Jackson		12	1.00	64,890
<i>This position is fully funded from restricted use sources.</i>					
980107	IDP Application Systems Analyst, Senior Vacant			1.00	80,000
<i>This position is fully funded from restricted use sources.</i>					
980114	IDP Application Systems Analyst Reed, Keegan		12	1.00	72,842
<i>This position is fully funded from restricted use sources.</i>					
980214	IDP Service Desk Analyst Level III Domke, Christopher		12	1.00	58,000
<i>This position is fully funded from restricted use sources.</i>					
980492	Network Technician Level I Shapman, Miranda		12	1.00	56,014
<i>This position is fully funded from restricted use sources.</i>					
980493	Network Technician Level I Scuderi, Caleb		12	1.00	56,014
<i>This position is fully funded from restricted use sources.</i>					
980494	End User Support Specialist Narongvate, Ryan		12	1.00	56,014
<i>This position is fully funded from restricted use sources.</i>					
980559	IDP .NET Full Stack Developer Buckman, Beau		12	1.00	97,850
<i>This position is fully funded from restricted use sources.</i>					
980681	End User Support Specialist Henderson, Maurice		12	1.00	51,958
<i>This position is fully funded from restricted use sources.</i>					
980747	Ennovar Business Systems Analyst Moorer, Matthew		12	1.00	65,000
<i>This position is fully funded from restricted use sources.</i>					
994845	IDP Service Desk Analyst Level III Schild, Jesse		12	1.00	81,281
<i>This position is fully funded from restricted use sources.</i>					
998688	Executive Director				

**W.S.U ANNUAL BUDGET**  
**102385 - Ennovar-Solution Ref Arch Services**  
**For Fiscal Year 2025**

Account Code	Position Number	Name or Account Description	Months	2025 Adopted	
				Budget FTE	Amount
		Forney, Matthew	12	0.81	136,500
		<i>This position is fully funded from restricted use sources.</i>			
	998723	IDP Service Desk Analyst Level III			
		Torline, Nicholas	12	1.00	78,981
		<i>This position is fully funded from restricted use sources.</i>			
	998765	Director Operations			
		Rose, Thomas	12	1.00	130,000
		<i>This position is fully funded from restricted use sources.</i>			
	999168	IDP Application Systems Analyst, Senior			
		Bishop, Terry	12	1.00	82,400
		<i>This position is fully funded from restricted use sources.</i>			
	1110	Uncl-Salaries-Seasonal and Temp			-
		<b>Total Unclassified Salaries</b>		<b>15.81</b>	<b>1,231,346</b>
		<b>Total Unclassified Salaries by Fund</b>			
	D19300	RU ENNOVAR SRA Overhead		15.81	1,231,346
		<b>Total Unclassified Salaries by Fund</b>		<b>15.81</b>	<b>1,231,346</b>
<b>STUDENT ASSISTANTS AND BENEFITS</b>					
	1200	Student Salaries-Regular			-
	1760	State Leave Pymt Assessment			8,873
	1830	Regents Retirement			97,871
	1850	TIAA Disability			12,318
	1911	Medicare			17,535
	1912	OASDI			74,957
	1750	Dependent Health Insurance			21,055
	1950	Single Group Health Insurance			111,038
	1970	Workers Compensation			3,367
	1980	Unemployment Compensation			735
		<b>Total Students and Fringe Benefits</b>			<b>347,749</b>
		<b>Total Students and Fringe Benefits by Fund</b>			
	D19300	RU ENNOVAR SRA Overhead			347,749
		<b>Total Students and Fringe Benefits</b>			<b>347,749</b>
		<b>Total Salaries and Fringe Benefits</b>		<b>15.81</b>	<b>1,579,095</b>
		<b>Total Salaries and Fringe Benefits by Fund</b>			
	D19300	RU ENNOVAR SRA Overhead		15.81	1,579,095
		<b>Total Salaries and Fringe Benefits</b>		<b>15.81</b>	<b>1,579,095</b>
<b>OTHER OPERATING EXPENDITURES (OOE)</b>					
	7C	Contractual Services			152,910
	7F	Commodities			9,000
	7H	Capital Outlay			22,000
	7X	Indirect Costs			667,062
		<b>Total OOE</b>			<b>850,972</b>
		<b>Total OOE by Fund</b>			
	D19300	RU ENNOVAR SRA Overhead			850,972
		<b>Total OOE by Fund</b>			<b>850,972</b>
		<b>Total FTE and Expenditures</b>		<b>15.81</b>	<b>2,430,067</b>
		<b>Total FTE and Expenditures by Fund</b>			
	D19300	RU ENNOVAR SRA Overhead		15.81	2,430,067
		<b>Total FTE and Expenditures by Fund</b>		<b>15.81</b>	<b>2,430,067</b>

**W.S.U ANNUAL BUDGET**  
**102380 - GoCreate Maker Space**  
**For Fiscal Year 2025**

Account Code	Position Number	Name or Account Description	Months	2025 Adopted	
				Budget FTE	Amount
<b>USS SALARIES</b>					
<b>1000 USS Salaries-Permanent</b>					
<b>Total USS Salaries</b>				-	-
<b>Total USS Salaries by Fund</b>					
<b>Total USS Salaries by Fund</b>				-	-
<b>UNCLASSIFIED SALARIES</b>					
<b>1100 Unclassified Salaries-Permanent (Including 1105 - Stipend)</b>					
980319	IDP Makerspace Technician Vacant			1.00	41,600
<i>This position is fully funded from restricted use sources.</i>					
980517	IDP Makerspace Technician Holle, Ryan		12	1.00	41,600
<i>This position is fully funded from restricted use sources.</i>					
980729	IDP Makerspace Technician Vacant			1.00	41,600
<i>This position is fully funded from restricted use sources.</i>					
997430	Assistant Director GoCreate McCollum, Kimberly		12	1.00	86,860
<i>This position is fully funded from restricted use sources.</i>					
998590	GoCreate Facility Manager Wiseman, Kenneth		12	1.00	86,860
<i>This position is fully funded from restricted use sources.</i>					
998603	GoCreate Mainenance Supervisor Herold, Edward		12	1.00	60,000
<i>This position is fully funded from restricted use sources.</i>					
998771	GoCreate Director Masterson, Ty		12	1.00	217,350
<i>This position is fully funded from restricted use sources.</i>					
1110	Uncl-Salaries-Seasonal and Temp				-
<b>Total Unclassified Salaries</b>				<b>7.00</b>	<b>575,870</b>
<b>Total Unclassified Salaries by Fund</b>					
D11189	RU GoCreate Maker Space			7.00	575,870
<b>Total Unclassified Salaries by Fund</b>				<b>7.00</b>	<b>575,870</b>
<b>STUDENT ASSISTANTS AND BENEFITS</b>					
1200	Student Salaries-Regular				-
1760	State Leave Pymt Assessment				4,149
1830	Regents Retirement				41,880
1850	TIAA Disability				5,760
1911	Medicare				8,233
1912	OASDI				32,331
1750	Dependent Health Insurance				13,125
1752	Healthy Kids Health Insurance				863
1950	Single Group Health Insurance				28,200
1970	Workers Compensation				1,576
1980	Unemployment Compensation				343
<b>Total Students and Fringe Benefits</b>					<b>136,460</b>
<b>Total Students and Fringe Benefits by Fund</b>					



**W.S.U ANNUAL BUDGET**  
**102380 - GoCreate Maker Space**  
**For Fiscal Year 2025**

Account Code	Position Number	Name or Account Description	Months	2025 Adopted	
				Budget FTE	Amount
	D11189	RU GoCreate Maker Space			136,460
		<b>Total Students and Fringe Benefits</b>			<b>136,460</b>
		<b>Total Salaries and Fringe Benefits</b>		<b>7.00</b>	<b>712,330</b>
<b>Total Salaries and Fringe Benefits by Fund</b>					
	D11189	RU GoCreate Maker Space		7.00	712,330
		<b>Total Salaries and Fringe Benefits</b>		<b>7.00</b>	<b>712,330</b>
<b>OTHER OPERATING EXPENDITURES (OOE)</b>					
		7C Contractual Services			116,625
		7F Commodities			104,400
		7H Capital Outlay			105,500
		7V Miscellaneous Non Expense			2,000
		<b>Total OOE</b>			<b>328,525</b>
<b>Total OOE by Fund</b>					
	D11189	RU GoCreate Maker Space			247,925
	D11501	RU GoCreate Wood Studio			10,750
	D11502	RU GoCreate Metal Studio			28,500
	D11503	RU GoCreate Textile Studio			1,900
	D11504	RU GoCreate Tool Crib			3,500
	D11505	RU GoCreate Paint Studio			200
	D11506	RU GoCreate Design Studio			35,750
		<b>Total OOE by Fund</b>			<b>328,525</b>
		<b>Total FTE and Expenditures</b>		<b>7.00</b>	<b>1,040,855</b>
<b>Total FTE and Expenditures by Fund</b>					
	D11189	RU GoCreate Maker Space		7.00	960,255
	D11501	RU GoCreate Wood Studio		-	10,750
	D11502	RU GoCreate Metal Studio		-	28,500
	D11503	RU GoCreate Textile Studio		-	1,900
	D11504	RU GoCreate Tool Crib		-	3,500
	D11505	RU GoCreate Paint Studio		-	200
	D11506	RU GoCreate Design Studio		-	35,750
		<b>Total FTE and Expenditures by Fund</b>		<b>7.00</b>	<b>1,040,855</b>

**W.S.U ANNUAL BUDGET**  
**102421 - Industry Community Development**  
**For Fiscal Year 2025**

Account Code	Position Number	Name or Account Description	Months	2025 Adopted	
				Budget FTE	Amount
<b>USS SALARIES</b>					
<b>1000 USS Salaries-Permanent</b>					
<b>Total USS Salaries</b>				-	-
<b>Total USS Salaries by Fund</b>					
<b>Total USS Salaries by Fund</b>				-	-
<b>UNCLASSIFIED SALARIES</b>					
<b>1100 Unclassified Salaries-Permanent (Including 1105 - Stipend)</b>					
980720		IDP Business Development Manager Partington, Scott	12	1.00	65,000
<i>This position is fully funded from restricted use sources.</i>					
996737		AssocVPIndustryEngmnt/AppldLrn Witherspoon, Tonya	12	1.00	194,670
<i>This position is fully funded from restricted use sources.</i>					
1115		Unclassified Salaries-Add'l Comp			40,000
<b>Total Unclassified Salaries</b>				<b>2.00</b>	<b>299,670</b>
<b>Total Unclassified Salaries by Fund</b>					
A2000		GU General Fees Fund		-	-
D19309		Industry Community Dev.		2.00	299,670
D11511		RU Contract Applied Learning		-	-
<b>Total Unclassified Salaries by Fund</b>				<b>2.00</b>	<b>299,670</b>
<b>STUDENT ASSISTANTS AND BENEFITS</b>					
1200		Student Salaries-Regular			-
1690		Shrinkage			-
1760		State Leave Pymt Assessment			2,158
1830		Regents Retirement			25,473
1850		TIAA Disability			2,997
1911		Medicare			4,260
1912		OASDI			16,933
1750		Dependent Health Insurance			8,750
1950		Single Group Health Insurance			18,800
1970		Workers Compensation			820
1980		Unemployment Compensation			178
<b>Total Students and Fringe Benefits</b>					<b>80,369</b>
<b>Total Students and Fringe Benefits by Fund</b>					
A2000		GU General Fees Fund			-
D19309		Industry Community Dev.			80,369
D11511		RU Contract Applied Learning			-
<b>Total Students and Fringe Benefits</b>					<b>80,369</b>
<b>Total Salaries and Fringe Benefits</b>				<b>2.00</b>	<b>380,039</b>
<b>Total Salaries and Fringe Benefits by Fund</b>					
A2000		GU General Fees Fund		-	-
D19309		Industry Community Dev.		2.00	380,039
D11511		RU Contract Applied Learning		-	-
<b>Total Salaries and Fringe Benefits</b>				<b>2.00</b>	<b>380,039</b>
<b>OTHER OPERATING EXPENDITURES (OOE)</b>					
7C		Contractual Services			30,000
7F		Commodities			-
7H		Capital Outlay			-
7X		Indirect Costs			-

**W.S.U ANNUAL BUDGET**  
**102421 - Industry Community Development**  
**For Fiscal Year 2025**

Account Code	Position Number	Name or Account Description	Months	2025 Adopted	
				Budget FTE	Amount
<b>Total OOE</b>					<b>30,000</b>
<b>Total OOE by Fund</b>					
A2000		GU General Fees Fund		-	-
D19309		Industry Community Dev.			30,000
D11511		RU Contract Applied Learning		-	-
<b>Total OOE by Fund</b>					<b>30,000</b>
<b>Total FTE and Expenditures</b>				<b>2.00</b>	<b>410,039</b>
<b>Total FTE and Expenditures by Fund</b>					
A2000		GU General Fees Fund		-	-
D19309		Industry Community Dev.		2.00	410,039
D11511		RU Contract Applied Learning		-	-
<b>Total FTE and Expenditures by Fund</b>				<b>2.00</b>	<b>410,039</b>

**W.S.U ANNUAL BUDGET**  
**102418 - Shocker Career Accelerator**  
**For Fiscal Year 2025**

Account Code	Position Number	Name or Account Description	Months	2025 Adopted	
				Budget FTE	Amount
<b>USS SALARIES</b>					
<b>1000 USS Salaries-Permanent</b>					
<b>Total USS Salaries</b>				-	-
<b>Total USS Salaries by Fund</b>					
<b>Total USS Salaries by Fund</b>				-	-
<b>UNCLASSIFIED SALARIES</b>					
<b>1100 Unclassified Salaries-Permanent (Including 1105 - Stipend)</b>					
980134		Shocker Career Accelerator Recruiter Steinkamp, Bailey	12	1.00	46,550
980138		Shocker Career Accelerator Recruiter Valles-Mora, Marissa	12	1.00	44,588
980683		IDP Account Manager, Employer Relations Sanders, Julie	12	1.00	43,000
993021		IDP Director Employer Relations Austin, Brian <i>\$12,818 of this position is funded from restricted use sources.</i>	12	1.00	75,000
997587		IDP Director Applied Learning Talent Recruitment Bengtson, Mark	12	1.00	70,000
<b>Total Unclassified Salaries</b>				<b>5.00</b>	<b>279,138</b>
<b>Total Unclassified Salaries by Fund</b>					
A0003		GU State General Fund		1.00	43,000
A2000		GU General Fees Fund		3.83	223,320
R40041		Federal Work Study Program		0.17	12,818
<b>Total Unclassified Salaries by Fund</b>				<b>5.00</b>	<b>279,138</b>
<b>STUDENT ASSISTANTS AND BENEFITS</b>					
1690		Shrinkage			(8,477)
1760		State Leave Pymt Assessment			2,013
1830		Regents Retirement			23,729
1850		TIAA Disability			2,793
1911		Medicare			3,879
1912		OASDI			16,579
1750		Dependent Health Insurance			13,126
1950		Single Group Health Insurance			47,001
1970		Workers Compensation			765
1980		Unemployment Compensation			163
<b>Total Students and Fringe Benefits</b>					<b>101,571</b>
<b>Total Students and Fringe Benefits by Fund</b>					
A0003		GU State General Fund			19,828
A2000		GU General Fees Fund			77,068
R40041		Federal Work Study Program			4,675
<b>Total Students and Fringe Benefits</b>					<b>101,571</b>
<b>Total Salaries and Fringe Benefits</b>				<b>5.00</b>	<b>380,709</b>
<b>Total Salaries and Fringe Benefits by Fund</b>					
A0003		GU State General Fund		1.00	62,828
A2000		GU General Fees Fund		3.83	300,388
R40041		Federal Work Study Program		0.17	17,493

**W.S.U ANNUAL BUDGET**  
**102418 - Shocker Career Accelerator**  
**For Fiscal Year 2025**

Account Code	Position Number	Name or Account Description	Months	2025 Adopted	
				Budget FTE	Amount
<b>Total Salaries and Fringe Benefits</b>				<b>5.00</b>	<b>380,709</b>
<hr/>					
<b>OTHER OPERATING EXPENDITURES (OOE)</b>					
	7C	Contractual Services			-
<b>Total OOE</b>					-
<b>Total OOE by Fund</b>					
	D11524	RU Shocker Career Accelerator			-
<b>Total OOE by Fund</b>					-
<b>Total FTE and Expenditures</b>				<b>5.00</b>	<b>380,709</b>
<hr/>					
<b>Total FTE and Expenditures by Fund</b>					
	A0003	GU State General Fund		1.00	62,828
	A2000	GU General Fees Fund		3.83	300,388
	D11524	RU Shocker Career Accelerator		-	-
	R40041	Federal Work Study Program		0.17	17,493
<b>Total FTE and Expenditures by Fund</b>				<b>5.00</b>	<b>380,709</b>

**W.S.U ANNUAL BUDGET**  
**103003 - Community Engagement Institute**  
**For Fiscal Year 2025**

Account Code	Position Number	Name or Account Description	Months	2025 Adopted	
				Budget FTE	Amount
<b>USS SALARIES</b>					
<b>1000 USS Salaries-Permanent</b>					
<b>Total USS Salaries</b>				-	-
<b>Total USS Salaries by Fund</b>					
<b>Total USS Salaries by Fund</b>				-	-
<b>UNCLASSIFIED SALARIES</b>					
<b>1100 Unclassified Salaries-Permanent (Including 1105 - Stipend)</b>					
991079		Community Program Specialist Myers, Aurora <i>This position is fully funded from restricted use sources.</i>	12	0.50	33,998
991215		Community Program Specialist Vacant <i>This position is fully funded from restricted use sources.</i>		1.00	51,610
991249		Community Program Specialist LaFoe, Georgina <i>This position is fully funded from restricted use sources.</i>	12	0.05	2,713
991459		Program Specialist, Public Health Green, Daniel <i>This position is fully funded from restricted use sources.</i>	12	1.00	62,212
991513		Program Specialist, Public Health Carter, Taylor <i>This position is fully funded from restricted use sources.</i>	12	1.00	55,621
991660		Program Specialist, Public Health Lady, Diana <i>This position is fully funded from restricted use sources.</i>	12	1.00	59,503
991728		Program Manager, Public/Social Service Programs Vacant <i>This position is fully funded from restricted use sources.</i>		1.00	70,000
991729		Project Specialist Cravens, Whitney <i>This position is fully funded from restricted use sources.</i>	12	1.00	41,454
991739		Project Specialist Vacant <i>This position is fully funded from restricted use sources.</i>		1.00	38,894
991955		Administrative Assistant Gonzalez, Anesha <i>This position is fully funded from restricted use sources.</i>	12	1.00	41,475
992032		Program Manager, Public/Social Service Programs Levin, Rachel <i>This position is fully funded from restricted use sources.</i>	12	1.00	70,690
992054		Multimedia Coordinator Delao, Adriana <i>This position is fully funded from restricted use sources.</i>	12	1.00	46,235
992900		Multimedia Coordinator			

**W.S.U ANNUAL BUDGET**  
**103003 - Community Engagement Institute**  
**For Fiscal Year 2025**

Account Code	Position Number	Name or Account Description	Months	2025 Adopted	
				Budget FTE	Amount
		Voth, Megan <i>This position is fully funded from restricted use sources.</i>	12	1.00	48,642
	992910	Program Specialist, Public Health Correa-Renteria, Diana <i>This position is fully funded from restricted use sources.</i>	12	1.00	55,807
	993008	Community Program Specialist Rogers, Cy <i>This position is fully funded from restricted use sources.</i>	12	1.00	55,103
	993009	Research Associate, Public/Social Service Programs Vacant <i>This position is fully funded from restricted use sources.</i>		1.00	50,400
	993013	Community Project Specialist Wenger, Elizabeth <i>This position is fully funded from restricted use sources.</i>	12	1.00	38,896
	993015	Community Program Specialist Vacant <i>This position is fully funded from restricted use sources.</i>		1.00	40,425
	993024	Project Specialist Jones, Lisa <i>This position is fully funded from restricted use sources.</i>	12	1.00	46,904
	993026	Community Program Specialist Walker, Ellen <i>This position is fully funded from restricted use sources.</i>	12	1.00	56,296
	993215	Program Specialist, Public Health Vacant <i>This position is fully funded from restricted use sources.</i>		1.00	52,932
	993262	Multimedia Coordinator Vacant <i>This position is fully funded from restricted use sources.</i>		1.00	40,019
	993265	Program Specialist, Public Health Payne, Tina <i>This position is fully funded from restricted use sources.</i>	12	1.00	67,573
	993299	Program Specialist, Public Health Vacant <i>This position is fully funded from restricted use sources.</i>		1.00	56,460
	993337	Multimedia Coordinator Vacant <i>This position is fully funded from restricted use sources.</i>		1.00	45,012
	993544	Community Program Specialist Wend, Abigail <i>This position is fully funded from restricted use sources.</i>	12	1.00	54,264
	993574	Multimedia Coordinator Vacant <i>This position is fully funded from restricted use sources.</i>		1.00	44,254
	993651	Director Organizational Culture Houston, Patricia <i>This position is fully funded from restricted use sources.</i>	12	1.00	77,654

**W.S.U ANNUAL BUDGET**  
**103003 - Community Engagement Institute**  
**For Fiscal Year 2025**

Account Code	Position Number	Name or Account Description	Months	2025 Adopted	
				Budget FTE	Amount
	993791	Community Program Coordinator Caide-Schneweis, Katrina <i>This position is fully funded from restricted use sources.</i>	12	1.00	45,968
	993972	Program Specialist, Public Health Sabally, Joanna <i>This position is fully funded from restricted use sources.</i>	12	1.00	69,485
	994035	Community Program Specialist May, Zane <i>This position is fully funded from restricted use sources.</i>	12	1.00	56,444
	994109	Community Program Specialist Vacant <i>This position is fully funded from restricted use sources.</i>		1.00	49,239
	994168	Program Specialist, Public Health Betts, Megan <i>This position is fully funded from restricted use sources.</i>	12	1.00	56,615
	994336	Grant and Internal Development Specialist Engdahl, Ashton <i>This position is fully funded from restricted use sources.</i>	12	1.00	56,909
	994416	Program Manager, Public Health Programs Nez, Chantal <i>This position is fully funded from restricted use sources.</i>	12	1.00	74,233
	994504	Community Program Specialist Stang, Janell <i>This position is fully funded from restricted use sources.</i>	12	0.10	6,083
	994526	Program Specialist, Public Health Vacant <i>This position is fully funded from restricted use sources.</i>		1.00	54,971
	994539	Project Manager and Office Coordinator Helmer, Kristina <i>This position is fully funded from restricted use sources.</i>	12	1.00	73,249
	994564	Director Center Operations and Finance Perkins, Heather <i>This position is fully funded from restricted use sources.</i>	12	1.00	110,018
	994581	Research Associate, Public/Social Service Programs Lebrun-Martin, Cassandra <i>This position is fully funded from restricted use sources.</i>	12	1.00	55,996
	994582	Program Manager, Public/Social Service Programs Gaughan, Angela <i>This position is fully funded from restricted use sources.</i>	12	1.00	71,751
	994715	Office Coordinator Vacant <i>This position is fully funded from restricted use sources.</i>		1.00	71,282
	994717	Program Manager, Public Health Programs Smith, Jessica <i>This position is fully funded from restricted use sources.</i>	12	1.00	74,408
	994723	Director Center Research Gregory, Tara <i>This position is fully funded from restricted use sources.</i>	12	1.00	112,800



**W.S.U ANNUAL BUDGET**  
**103003 - Community Engagement Institute**  
**For Fiscal Year 2025**

Account Code	Position Number	Name or Account Description	Months	2025 Adopted	
				Budget FTE	Amount
994727		Budget and Accounting Specialist Becker Amend, Amy <i>This position is fully funded from restricted use sources.</i>	12	1.00	49,754
994729		Community Program Specialist Turner, Percy <i>This position is fully funded from restricted use sources.</i>	12	1.00	60,639
994731		Executive Director Community Engagement Institute Wituk, Scott <i>This position is fully funded from restricted use sources.</i>	12	1.00	164,898
994734		Program Manager, Public/Social Service Programs Childs, Chad <i>This position is fully funded from restricted use sources.</i>	12	0.15	12,464
994777		Director Center Vacant <i>This position is fully funded from restricted use sources.</i>		1.00	92,890
994778		Director Center Cornejo, Teresa <i>This position is fully funded from restricted use sources.</i>	12	1.00	112,844
994811		Program Manager, Public/Social Service Programs Vacant <i>This position is fully funded from restricted use sources.</i>		1.00	93,818
994966		Program Manager, Leadership Development and Coaching Bate, Seth <i>This position is fully funded from restricted use sources.</i>	12	1.00	91,316
995062		Research Associate, Public/Social Service Programs Vacant <i>This position is fully funded from restricted use sources.</i>		1.00	50,000
995499		Database and Web Developer Earnest, Mark <i>This position is fully funded from restricted use sources.</i>	12	0.50	38,834
995819		Director Center, Public Health Davis, Aaron <i>This position is fully funded from restricted use sources.</i>	12	1.00	112,900
996519		Program Manager, Public Health Programs Kane, Tyler <i>This position is fully funded from restricted use sources.</i>	12	1.00	84,654
996655		Program Manager, Public/Social Service Programs McMahon, Carri <i>This position is fully funded from restricted use sources.</i>	12	1.00	89,819
996945		Program Specialist, Public Health Rankin, Alissa <i>This position is fully funded from restricted use sources.</i>	12	1.00	63,742
996977		Program Manager, Research Schrepferman, Lynn <i>This position is fully funded from restricted use sources.</i>	12	1.00	95,087
997029		Project Specialist Vacant		1.00	43,056

**W.S.U ANNUAL BUDGET**  
**103003 - Community Engagement Institute**  
**For Fiscal Year 2025**

Account Code	Position Number	Name or Account Description	Months	2025 Adopted	
				Budget FTE	Amount
		<i>This position is fully funded from restricted use sources.</i>			
	997224	Community Program Specialist Mullen, Leeanne	12	1.00	68,813
		<i>This position is fully funded from restricted use sources.</i>			
	997363	Budget and Accounting Specialist Vacant		1.00	41,725
		<i>This position is fully funded from restricted use sources.</i>			
	997459	Program Manager, Research Jolley, Sarah	12	1.00	92,688
		<i>This position is fully funded from restricted use sources.</i>			
	997477	Program Specialist, Public Health Brinkman, Emily	12	1.00	63,552
		<i>This position is fully funded from restricted use sources.</i>			
	998906	Research Scientist, Public/Social Service Programs Vacant		1.00	60,875
		<i>This position is fully funded from restricted use sources.</i>			
	998907	Research Assistant Public/Social Service Programs Vacant		0.75	29,734
		<i>This position is fully funded from restricted use sources.</i>			
	999202	Program Specialist, Public Health Vacant		1.00	68,163
		<i>This position is fully funded from restricted use sources.</i>			
	999204	Program Specialist, Public Health Nguyen, Kendra	12	1.00	68,000
		<i>This position is fully funded from restricted use sources.</i>			
	999256	Center Financial Analyst Bloyer, Aaron	12	1.00	70,403
		<i>This position is fully funded from restricted use sources.</i>			
	999286	Program Manager, Public/Social Service Programs Vacant		1.00	72,441
		<i>This position is fully funded from restricted use sources.</i>			
	999318	Program Specialist, Public Health Walker, Juliane	12	1.00	70,145
		<i>This position is fully funded from restricted use sources.</i>			
	999346	Program Specialist, Public Health Lohf, Vanessa	12	1.00	70,391
		<i>This position is fully funded from restricted use sources.</i>			
	1110	Uncl-Salaries-Seasonal and Temp			-
	1115	Unclassified Salaries-Add'l Comp			-
		<b>Total Unclassified Salaries</b>		<b>68.05</b>	<b>4,478,140</b>
		<b>Total Unclassified Salaries by Fund</b>			
	D10878	RU Community Engagement Institute		68.05	4,478,140
		<b>Total Unclassified Salaries by Fund</b>		<b>68.05</b>	<b>4,478,140</b>

**STUDENT ASSISTANTS AND BENEFITS**

1200	Student Salaries-Regular	-
1760	State Leave Pymt Assessment	32,277
1810	KPERS Retirement	-
1830	Regents Retirement	277,119

**W.S.U ANNUAL BUDGET**  
**103003 - Community Engagement Institute**  
**For Fiscal Year 2025**

Account Code	Position Number	Name or Account Description	Months	2025 Adopted	
				Budget FTE	Amount
1850		TIAA Disability			44,816
1911		Medicare			63,315
1912		OASDI			270,602
1750		Dependent Health Insurance			101,720
1752		Healthy Kids Health Insurance			1,726
1950		Single Group Health Insurance			377,077
1970		Workers Compensation			12,265
1980		Unemployment Compensation			2,651
<b>Total Students and Fringe Benefits</b>					<b>1,183,568</b>
<b>Total Students and Fringe Benefits by Fund</b>					
D10878		RU Community Engagement Institute			1,183,568
<b>Total Students and Fringe Benefits</b>					<b>1,183,568</b>
<b>Total Salaries and Fringe Benefits</b>					<b>68.05 5,661,708</b>
<b>Total Salaries and Fringe Benefits by Fund</b>					
D10878		RU Community Engagement Institute		68.05	5,661,708
<b>Total Salaries and Fringe Benefits</b>					<b>68.05 5,661,708</b>
<b>OTHER OPERATING EXPENDITURES (OOE)</b>					
7C		Contractual Services			50,000
7F		Commodities			3,000
7H		Capital Outlay			20,000
7L		Grants Claims & Shared Revenue			-
7Z		Transfers Out			6,400,301
<b>Total OOE</b>					<b>6,473,301</b>
<b>Total OOE by Fund</b>					
D10801		RU CEI Vista Program			-
D10878		RU Community Engagement Institute			6,403,301
D11556		SRO CEI Reserve			20,000
D11660		SRO CEI Center for Org Dev & Ldrshp			25,000
D11664		SRO CEI Prevention			25,000
<b>Total OOE by Fund</b>					<b>6,473,301</b>
<b>Total FTE and Expenditures</b>					<b>68.05 12,135,009</b>
<b>Total FTE and Expenditures by Fund</b>					
D10801		RU CEI Vista Program		-	-
D10878		RU Community Engagement Institute		68.05	12,065,009
D11556		SRO CEI Reserve		-	20,000
D11660		SRO CEI Center for Org Dev & Ldrshp		-	25,000
D11664		SRO CEI Prevention		-	25,000
<b>Total FTE and Expenditures by Fund</b>					<b>68.05 12,135,009</b>

**W.S.U ANNUAL BUDGET**  
**103004 - Ctr for Innovation & Enterprise Eng**  
**For Fiscal Year 2025**

Account Code	Position Number	Name or Account Description	Months	2025 Adopted	
				Budget FTE	Amount
<b>USS SALARIES</b>					
<b>1000 USS Salaries-Permanent</b>					
<b>Total USS Salaries</b>				-	-
<b>Total USS Salaries by Fund</b>					
<b>Total USS Salaries by Fund</b>				-	-
<b>UNCLASSIFIED SALARIES</b>					
<b>1100 Unclassified Salaries-Permanent (Including 1105 - Stipend)</b>					
<b>Total Unclassified Salaries</b>				-	-
<b>Total Unclassified Salaries by Fund</b>					
<b>Total Unclassified Salaries by Fund</b>				-	-
<b>STUDENT ASSISTANTS AND BENEFITS</b>					
<b>Total Students and Fringe Benefits</b>				-	-
<b>Total Students and Fringe Benefits by Fund</b>					
<b>Total Students and Fringe Benefits</b>				-	-
<b>Total Salaries and Fringe Benefits</b>				-	-
<b>Total Salaries and Fringe Benefits by Fund</b>					
<b>Total Salaries and Fringe Benefits</b>				-	-
<b>OTHER OPERATING EXPENDITURES (OOE)</b>					
7C Contractual Services				-	1,500
<b>Total OOE</b>				-	<b>1,500</b>
<b>Total OOE by Fund</b>					
D10377 RU Ctr-Innov & Enterprise Eng				-	1,500
<b>Total OOE by Fund</b>				-	<b>1,500</b>
<b>Total FTE and Expenditures</b>				-	<b>1,500</b>
<b>Total FTE and Expenditures by Fund</b>					
D10377 RU Ctr-Innov & Enterprise Eng				-	1,500
<b>Total FTE and Expenditures by Fund</b>				-	<b>1,500</b>

**W.S.U ANNUAL BUDGET**  
**102364 - Human Performance Laboratory**  
**For Fiscal Year 2025**

Account Code	Position Number	Name or Account Description	Months	2025 Adopted	
				Budget FTE	Amount
<b>USS SALARIES</b>					
<b>1000 USS Salaries-Permanent</b>					
<b>Total USS Salaries</b>				-	-
<b>Total USS Salaries by Fund</b>					
<b>Total USS Salaries by Fund</b>				-	-
<b>UNCLASSIFIED SALARIES</b>					
<b>1100 Unclassified Salaries-Permanent (Including 1105 - Stipend)</b>					
1110		Uncl-Salaries-Seasonal and Temp			1,200
1140		Grad Assistants-Other			4,800
<b>Total Unclassified Salaries</b>				-	<b>6,000</b>
<b>Total Unclassified Salaries by Fund</b>					
D10685		RU Human Performance Laboratory		-	6,000
<b>Total Unclassified Salaries by Fund</b>				-	<b>6,000</b>
<b>STUDENT ASSISTANTS AND BENEFITS</b>					
1200		Student Salaries-Regular			15,000
1760		State Leave Pymt Assessment			44
1850		TIAA Disability			-
1911		Medicare			18
1912		OASDI			75
1970		Workers Compensation			17
1980		Unemployment Compensation			4
<b>Total Students and Fringe Benefits</b>				-	<b>15,158</b>
<b>Total Students and Fringe Benefits by Fund</b>					
D10685		RU Human Performance Laboratory		-	15,158
<b>Total Students and Fringe Benefits</b>				-	<b>15,158</b>
<b>Total Salaries and Fringe Benefits</b>				-	<b>21,158</b>
<b>Total Salaries and Fringe Benefits by Fund</b>					
D10685		RU Human Performance Laboratory		-	21,158
<b>Total Salaries and Fringe Benefits</b>				-	<b>21,158</b>
<b>OTHER OPERATING EXPENDITURES (OOE)</b>					
7C		Contractual Services			22,842
7F		Commodities			2,550
7H		Capital Outlay			16,000
<b>Total OOE</b>				-	<b>41,392</b>
<b>Total OOE by Fund</b>					
D10685		RU Human Performance Laboratory		-	41,392
<b>Total OOE by Fund</b>				-	<b>41,392</b>
<b>Total FTE and Expenditures</b>				-	<b>62,550</b>
<b>Total FTE and Expenditures by Fund</b>					
D10685		RU Human Performance Laboratory		-	62,550
<b>Total FTE and Expenditures by Fund</b>				-	<b>62,550</b>

**W.S.U ANNUAL BUDGET**  
**103063 - CSFRG - Cyber Security & Forensics**  
**For Fiscal Year 2025**

Account Code	Position Number	Name or Account Description	Months	2025 Adopted	
				Budget FTE	Amount
<b>USS SALARIES</b>					
<b>1000 USS Salaries-Permanent</b>					
<b>Total USS Salaries</b>				-	-
<b>Total USS Salaries by Fund</b>					
<b>Total USS Salaries by Fund</b>				-	-
<b>UNCLASSIFIED SALARIES</b>					
<b>1100 Unclassified Salaries-Permanent (Including 1105 - Stipend)</b>					
980041		IDP Service Desk Analyst Level III Wells, Cynthia <i>This position is fully funded from restricted use sources.</i>	12	1.00	72,080
980293		IDP Account Manager, Employer Relations Evans, Shana <i>This position is fully funded from restricted use sources.</i>	12	1.00	58,000
980298		IDP Information Assurance and Security Engineer Allen, Clayton <i>This position is fully funded from restricted use sources.</i>	12	1.00	77,250
980500		IDP Information Assurance and Security Engineer Spillman, Eric <i>This position is fully funded from restricted use sources.</i>	12	1.00	105,000
980502		CyberSecurity Operations Center Lab Analyst Gaston, Gary <i>This position is fully funded from restricted use sources.</i>	12	1.00	108,150
980562		SOC Technician Level I Vacant <i>This position is fully funded from restricted use sources.</i>		1.00	58,011
980802		SOC Technician Level I Vacant <i>This position is fully funded from restricted use sources.</i>		1.00	58,011
992053		IDP Information Assurance and Security Engineer Wilson, Stephen <i>This position is fully funded from restricted use sources.</i>	12	1.00	85,563
1110		Uncl-Salaries-Seasonal and Temp			-
1115		Unclassified Salaries-Add'l Comp			-
<b>Total Unclassified Salaries</b>				<b>8.00</b>	<b>622,065</b>
<b>Total Unclassified Salaries by Fund</b>					
D19306		RU ENNOVAR CSFRG		8.00	622,065
<b>Total Unclassified Salaries by Fund</b>				<b>8.00</b>	<b>622,065</b>
<b>STUDENT ASSISTANTS AND BENEFITS</b>					
1200		Student Salaries-Regular			-
1760		State Leave Pymt Assessment			4,482
1830		Regents Retirement			43,015
1850		TIAA Disability			6,224
1911		Medicare			8,831
1912		OASDI			37,748
1750		Dependent Health Insurance			8,750
1950		Single Group Health Insurance			56,400

**W.S.U ANNUAL BUDGET**  
**103063 - CSFRG - Cyber Security & Forensics**  
**For Fiscal Year 2025**

Account Code	Position Number	Name or Account Description	Months	2025 Adopted	
				Budget FTE	Amount
1970		Workers Compensation			1,703
1980		Unemployment Compensation			368
<b>Total Students and Fringe Benefits</b>					<b>167,521</b>
<b>Total Students and Fringe Benefits by Fund</b>					
D19306		RU ENNOVAR CSFRG			167,521
<b>Total Students and Fringe Benefits</b>					<b>167,521</b>
<b>Total Salaries and Fringe Benefits</b>				<b>8.00</b>	<b>789,586</b>
<b>Total Salaries and Fringe Benefits by Fund</b>					
D19306		RU ENNOVAR CSFRG		8.00	789,586
<b>Total Salaries and Fringe Benefits</b>				<b>8.00</b>	<b>789,586</b>
<b>OTHER OPERATING EXPENDITURES (OOE)</b>					
7C		Contractual Services			32,900
7H		Capital Outlay			3,000
7X		Indirect Costs			728,124
<b>Total OOE</b>					<b>764,024</b>
<b>Total OOE by Fund</b>					
D19306		RU ENNOVAR CSFRG			764,024
<b>Total OOE by Fund</b>					<b>764,024</b>
<b>Total FTE and Expenditures</b>				<b>8.00</b>	<b>1,553,610</b>
<b>Total FTE and Expenditures by Fund</b>					
D19306		RU ENNOVAR CSFRG		8.00	1,553,610
<b>Total FTE and Expenditures by Fund</b>				<b>8.00</b>	<b>1,553,610</b>

**W.S.U ANNUAL BUDGET**  
**102363 - Idus & Mfg Engineering-Machine Shop**  
**For Fiscal Year 2025**

Account Code	Position Number	Name or Account Description	Months	2025 Adopted	
				Budget FTE	Amount
<b>USS SALARIES</b>					
<b>1000 USS Salaries-Permanent</b>					
<b>Total USS Salaries</b>				-	-
<b>Total USS Salaries by Fund</b>					
<b>Total USS Salaries by Fund</b>				-	-
<b>UNCLASSIFIED SALARIES</b>					
<b>1100 Unclassified Salaries-Permanent (Including 1105 - Stipend)</b>					
<b>Total Unclassified Salaries</b>				-	-
<b>Total Unclassified Salaries by Fund</b>					
<b>Total Unclassified Salaries by Fund</b>				-	-
<b>STUDENT ASSISTANTS AND BENEFITS</b>					
<b>Total Students and Fringe Benefits</b>				-	-
<b>Total Students and Fringe Benefits by Fund</b>					
<b>Total Students and Fringe Benefits</b>				-	-
<b>Total Salaries and Fringe Benefits</b>				-	-
<b>Total Salaries and Fringe Benefits by Fund</b>					
<b>Total Salaries and Fringe Benefits</b>				-	-
<b>OTHER OPERATING EXPENDITURES (OOE)</b>					
7C Contractual Services				2,000	
7F Commodities				1,000	
7H Capital Outlay				-	
<b>Total OOE</b>				<b>3,000</b>	
<b>Total OOE by Fund</b>					
D10684	RU	Indus & Mfg Engr-Machine Shop		3,000	
<b>Total OOE by Fund</b>				<b>3,000</b>	
<b>Total FTE and Expenditures</b>				-	<b>3,000</b>
<b>Total FTE and Expenditures by Fund</b>					
D10684	RU	Indus & Mfg Engr-Machine Shop		-	3,000
<b>Total FTE and Expenditures by Fund</b>				-	<b>3,000</b>



**W.S.U ANNUAL BUDGET**  
**102393 - Mech and Dynamics Lab (MaDLab)**  
**For Fiscal Year 2025**

Account Code	Position Number	Name or Account Description	Months	2025 Adopted	
				Budget FTE	Amount
<b>USS SALARIES</b>					
<b>1000 USS Salaries-Permanent</b>					
<b>Total USS Salaries</b>				-	-
<b>Total USS Salaries by Fund</b>					
<b>Total USS Salaries by Fund</b>				-	-
<b>UNCLASSIFIED SALARIES</b>					
<b>1100 Unclassified Salaries-Permanent (Including 1105 - Stipend)</b>					
1115		Unclassified Salaries-Add'l Comp			20,000
1130		Grad Assistants-Research			12,000
<b>Total Unclassified Salaries</b>				-	<b>32,000</b>
<b>Total Unclassified Salaries by Fund</b>					
D11239		RU Mech & Dynamics Lab (MaDLab)		-	30,000
D11669		SRO Mech Dynamics Lab Reserve		-	2,000
<b>Total Unclassified Salaries by Fund</b>				-	<b>32,000</b>
<b>STUDENT ASSISTANTS AND BENEFITS</b>					
1200		Student Salaries-Regular			1,000
1760		State Leave Pymt Assessment			231
1830		Regents Retirement			1,701
1850		TIAA Disability			200
1911		Medicare			290
1912		OASDI			1,240
1970		Workers Compensation			88
1980		Unemployment Compensation			20
<b>Total Students and Fringe Benefits</b>				-	<b>4,770</b>
<b>Total Students and Fringe Benefits by Fund</b>					
D11239		RU Mech & Dynamics Lab (MaDLab)		-	3,747
D11669		SRO Mech Dynamics Lab Reserve		-	1,023
<b>Total Students and Fringe Benefits</b>				-	<b>4,770</b>
<b>Total Salaries and Fringe Benefits</b>				-	<b>36,770</b>
<b>Total Salaries and Fringe Benefits by Fund</b>					
D11239		RU Mech & Dynamics Lab (MaDLab)		-	33,747
D11669		SRO Mech Dynamics Lab Reserve		-	3,023
<b>Total Salaries and Fringe Benefits</b>				-	<b>36,770</b>
<b>OTHER OPERATING EXPENDITURES (OOE)</b>					
7C		Contractual Services			-
7F		Commodities			3,000
7H		Capital Outlay			-
7L		Grants Claims & Shared Revenue			-
7X		Indirect Costs			4,230
<b>Total OOE</b>				-	<b>7,230</b>
<b>Total OOE by Fund</b>					
D11239		RU Mech & Dynamics Lab (MaDLab)		-	6,253
D11669		SRO Mech Dynamics Lab Reserve		-	977
<b>Total OOE by Fund</b>				-	<b>7,230</b>
<b>Total FTE and Expenditures</b>				-	<b>44,000</b>
<b>Total FTE and Expenditures by Fund</b>					
D11239		RU Mech & Dynamics Lab (MaDLab)		-	40,000
D11669		SRO Mech Dynamics Lab Reserve		-	4,000

**W.S.U ANNUAL BUDGET**  
**102393 - Mech and Dynamics Lab (MaDLab)**  
**For Fiscal Year 2025**

Account Code	Position Number	Name or Account Description	Months	2025 Adopted	
				Budget FTE	Amount
<b>Total FTE and Expenditures by Fund</b>				<b>-</b>	<b>44,000</b>

**W.S.U ANNUAL BUDGET**  
**102394 - Information Systems Lab (ISL)**  
**For Fiscal Year 2025**

Account Code	Position Number	Name or Account Description	Months	2025 Adopted	
				Budget FTE	Amount
<b>USS SALARIES</b>					
<b>1000 USS Salaries-Permanent</b>					
<b>Total USS Salaries</b>				-	-
<b>Total USS Salaries by Fund</b>					
<b>Total USS Salaries by Fund</b>				-	-
<b>UNCLASSIFIED SALARIES</b>					
<b>1100 Unclassified Salaries-Permanent (Including 1105 - Stipend)</b>					
1115		Unclassified Salaries-Add'l Comp			4,000
1130		Grad Assistants-Research			-
<b>Total Unclassified Salaries</b>				-	<b>4,000</b>
<b>Total Unclassified Salaries by Fund</b>					
D11246		RU ISL		-	4,000
<b>Total Unclassified Salaries by Fund</b>				-	<b>4,000</b>
<b>STUDENT ASSISTANTS AND BENEFITS</b>					
1760		State Leave Pymt Assessment			29
1830		Regents Retirement			340
1850		TIAA Disability			40
1911		Medicare			58
1912		OASDI			248
1970		Workers Compensation			11
1980		Unemployment Compensation			3
<b>Total Students and Fringe Benefits</b>				-	<b>729</b>
<b>Total Students and Fringe Benefits by Fund</b>					
D11246		RU ISL		-	729
<b>Total Students and Fringe Benefits</b>				-	<b>729</b>
<b>Total Salaries and Fringe Benefits</b>				-	<b>4,729</b>
<b>Total Salaries and Fringe Benefits by Fund</b>					
D11246		RU ISL		-	4,729
<b>Total Salaries and Fringe Benefits</b>				-	<b>4,729</b>
<b>OTHER OPERATING EXPENDITURES (OOE)</b>					
<b>Total OOE</b>				-	-
<b>Total OOE by Fund</b>					
<b>Total OOE by Fund</b>				-	-
<b>Total FTE and Expenditures</b>				-	<b>4,729</b>
<b>Total FTE and Expenditures by Fund</b>					
D11246		RU ISL		-	4,729
<b>Total FTE and Expenditures by Fund</b>				-	<b>4,729</b>

**W.S.U ANNUAL BUDGET**  
**102221 - NIAR - Reverse Engineering**  
**For Fiscal Year 2025**

Account Code	Position Number	Name or Account Description	Months	2025 Adopted	
				Budget FTE	Amount
<b>USS SALARIES</b>					
<b>1000 USS Salaries-Permanent</b>					
<b>Total USS Salaries</b>				-	-
<b>Total USS Salaries by Fund</b>					
<b>Total USS Salaries by Fund</b>				-	-
<b>UNCLASSIFIED SALARIES</b>					
<b>1100 Unclassified Salaries-Permanent (Including 1105 - Stipend)</b>					
991795		NIAR Research Technician Tomblin, Michael	12	1.00	73,008
<i>This position is fully funded from restricted use sources.</i>					
992985		NIAR Research Associate Wilson, Jacob	12	1.00	86,000
<i>This position is fully funded from restricted use sources.</i>					
995246		NIAR Manager Research Rempe, Chris	12	0.50	62,500
<i>This position is fully funded from restricted use sources.</i>					
996460		NIAR Research Associate Stallbaumer, Cody	12	1.00	75,000
<i>This position is fully funded from restricted use sources.</i>					
998960		NIAR Research Associate - Reverse Engineering Tremby, Joel	12	1.00	80,000
<i>This position is fully funded from restricted use sources.</i>					
1110		Uncl-Salaries-Seasonal and Temp			-
1115		Unclassified Salaries-Add'l Comp			-
<b>Total Unclassified Salaries</b>				<b>4.50</b>	<b>376,508</b>
<b>Total Unclassified Salaries by Fund</b>					
D11794		RU NIAR - Reverse Engineering 23		4.50	376,508
<b>Total Unclassified Salaries by Fund</b>				<b>4.50</b>	<b>376,508</b>
<b>STUDENT ASSISTANTS AND BENEFITS</b>					
1200		Student Salaries-Regular			-
1760		State Leave Pymt Assessment			2,712
1830		Regents Retirement			32,007
1850		TIAA Disability			3,766
1911		Medicare			5,222
1912		OASDI			22,319
1750		Dependent Health Insurance			13,125
1950		Single Group Health Insurance			42,300
1970		Workers Compensation			1,030
1980		Unemployment Compensation			218
<b>Total Students and Fringe Benefits</b>					<b>122,699</b>
<b>Total Students and Fringe Benefits by Fund</b>					
D11794		RU NIAR - Reverse Engineering 23			122,699
<b>Total Students and Fringe Benefits</b>					<b>122,699</b>
<b>Total Salaries and Fringe Benefits</b>				<b>4.50</b>	<b>499,207</b>
<b>Total Salaries and Fringe Benefits by Fund</b>					
D11794		RU NIAR - Reverse Engineering 23		4.50	499,207
<b>Total Salaries and Fringe Benefits</b>				<b>4.50</b>	<b>499,207</b>

**W.S.U ANNUAL BUDGET**  
**102221 - NIAR - Reverse Engineering**  
**For Fiscal Year 2025**

Account Code	Position Number	Name or Account Description	Months	2025 Adopted	
				Budget FTE	Amount
<b>OTHER OPERATING EXPENDITURES (OOE)</b>					
7C		Contractual Services			95,900
7F		Commodities			3,700
7H		Capital Outlay			199,000
7X		Indirect Costs			532,832
7Z		Transfers Out			171,582
<b>Total OOE</b>					<b>1,003,014</b>
<b>Total OOE by Fund</b>					
D11794		RU NIAR - Reverse Engineering 23			395,182
D11809		RU NIAR - Rev Engineering 23 Equip			304,250
D11788		SRO NIAR - Reverse Engineering			303,582
<b>Total OOE by Fund</b>					<b>1,003,014</b>
<b>Total FTE and Expenditures</b>				<b>4.50</b>	<b>1,502,221</b>
<b>Total FTE and Expenditures by Fund</b>					
D11794		RU NIAR - Reverse Engineering 23		4.50	894,389
D11809		RU NIAR - Rev Engineering 23 Equip		-	304,250
D11788		SRO NIAR - Reverse Engineering		-	303,582
<b>Total FTE and Expenditures by Fund</b>				<b>4.50</b>	<b>1,502,221</b>

**W.S.U ANNUAL BUDGET**  
**102222 - DigitalTransformation NIAR WERX MRO**  
**For Fiscal Year 2025**

Account Code	Position Number	Name or Account Description	Months	2025 Adopted	
				Budget FTE	Amount
<b>USS SALARIES</b>					
<b>1000 USS Salaries-Permanent</b>					
<b>Total USS Salaries</b>				-	-
<b>Total USS Salaries by Fund</b>					
<b>Total USS Salaries by Fund</b>				-	-
<b>UNCLASSIFIED SALARIES</b>					
<b>1100 Unclassified Salaries-Permanent (Including 1105 - Stipend)</b>					
<b>Total Unclassified Salaries</b>				-	-
<b>Total Unclassified Salaries by Fund</b>					
<b>Total Unclassified Salaries by Fund</b>				-	-
<b>STUDENT ASSISTANTS AND BENEFITS</b>					
<b>Total Students and Fringe Benefits</b>				-	-
<b>Total Students and Fringe Benefits by Fund</b>					
<b>Total Students and Fringe Benefits</b>				-	-
<b>Total Salaries and Fringe Benefits</b>				-	-
<b>Total Salaries and Fringe Benefits by Fund</b>					
<b>Total Salaries and Fringe Benefits</b>				-	-
<b>OTHER OPERATING EXPENDITURES (OOE)</b>					
7C Contractual Services				7,000,000	
<b>Total OOE</b>				<b>7,000,000</b>	
<b>Total OOE by Fund</b>					
A2405		GU SGF Digital Transformation FY24		-	
A2505		GU SGF Digital Transformation FY25		7,000,000	
<b>Total OOE by Fund</b>				<b>7,000,000</b>	
<b>Total FTE and Expenditures</b>				-	<b>7,000,000</b>
<b>Total FTE and Expenditures by Fund</b>					
A2405		GU SGF Digital Transformation FY24		-	-
A2505		GU SGF Digital Transformation FY25		-	7,000,000
<b>Total FTE and Expenditures by Fund</b>				-	<b>7,000,000</b>

**W.S.U ANNUAL BUDGET  
102403 - FirePoint Innovations  
For Fiscal Year 2025**

Account Code	Position Number	Name or Account Description	Months	2025 Adopted	
				Budget FTE	Amount
<b>USS SALARIES</b>					
<b>1000 USS Salaries-Permanent</b>					
<b>Total USS Salaries</b>				-	-
<b>Total USS Salaries by Fund</b>					
<b>Total USS Salaries by Fund</b>				-	-
<b>UNCLASSIFIED SALARIES</b>					
<b>1100 Unclassified Salaries-Permanent (Including 1105 - Stipend)</b>					
	980599	IDP Financial Analyst Warner, Alyssa	12	1.00	70,013
<i>This position is fully funded from restricted use sources.</i>					
<b>Total Unclassified Salaries</b>				<b>1.00</b>	<b>70,013</b>
<b>Total Unclassified Salaries by Fund</b>					
	D11324	RU Firepoint		1.00	70,013
<b>Total Unclassified Salaries by Fund</b>				<b>1.00</b>	<b>70,013</b>
<b>STUDENT ASSISTANTS AND BENEFITS</b>					
	1200	Student Salaries-Regular			-
	1760	State Leave Pymt Assessment			505
	1830	Regents Retirement			5,952
	1850	TIAA Disability			701
	1911	Medicare			957
	1912	OASDI			4,091
	1750	Dependent Health Insurance			4,375
	1950	Single Group Health Insurance			9,400
	1970	Workers Compensation			192
	1980	Unemployment Compensation			40
<b>Total Students and Fringe Benefits</b>					<b>26,213</b>
<b>Total Students and Fringe Benefits by Fund</b>					
	D11324	RU Firepoint			26,213
<b>Total Students and Fringe Benefits</b>					<b>26,213</b>
<b>Total Salaries and Fringe Benefits</b>				<b>1.00</b>	<b>96,226</b>
<b>Total Salaries and Fringe Benefits by Fund</b>					
	D11324	RU Firepoint		1.00	96,226
<b>Total Salaries and Fringe Benefits</b>				<b>1.00</b>	<b>96,226</b>
<b>OTHER OPERATING EXPENDITURES (OOE)</b>					
<b>Total OOE</b>					-
<b>Total OOE by Fund</b>					
<b>Total OOE by Fund</b>					-
<b>Total FTE and Expenditures</b>				<b>1.00</b>	<b>96,226</b>
<b>Total FTE and Expenditures by Fund</b>					
	D11324	RU Firepoint		1.00	96,226
<b>Total FTE and Expenditures by Fund</b>				<b>1.00</b>	<b>96,226</b>

**W.S.U ANNUAL BUDGET  
102166 - NIAR - Sustainment  
For Fiscal Year 2025**

Account Code	Position Number	Name or Account Description	Months	2025 Adopted	
				Budget FTE	Amount
<b>USS SALARIES</b>					
<b>1000 USS Salaries-Permanent</b>					
<b>Total USS Salaries</b>				-	-
<b>Total USS Salaries by Fund</b>					
<b>Total USS Salaries by Fund</b>				-	-
<b>UNCLASSIFIED SALARIES</b>					
<b>1100 Unclassified Salaries-Permanent (Including 1105 - Stipend)</b>					
980036	NIAR NDI Technician Level II Vacant			1.00	88,005
<i>This position is fully funded from restricted use sources.</i>					
980037	NIAR NDI Technician Level II Vacant			1.00	98,010
<i>This position is fully funded from restricted use sources.</i>					
980038	NIAR Teardown Mechanic Erickson, Dennis		12	1.00	62,005
<i>This position is fully funded from restricted use sources.</i>					
980042	NIAR Research Associate Herrera, Jimmy		12	1.00	67,018
<i>This position is fully funded from restricted use sources.</i>					
980100	NIAR Manager Research Short, Dustin		12	1.00	130,000
<i>This position is fully funded from restricted use sources.</i>					
980131	IDP Program Liaison II Vacant			1.00	125,000
<i>This position is fully funded from restricted use sources.</i>					
980139	NIAR Program Manager II Vacant			1.00	75,000
<i>This position is fully funded from restricted use sources.</i>					
980253	NIAR Teardown Mechanic Bowman, Jonathan		12	1.00	56,014
<i>This position is fully funded from restricted use sources.</i>					
980343	NIAR NDI Technician Level II Perez, Sergio		12	1.00	68,016
<i>This position is fully funded from restricted use sources.</i>					
980426	NDI Technician Level II Pugh, Mason		12	1.00	98,010
<i>This position is fully funded from restricted use sources.</i>					
980427	NDI Technician Level II Dukes, Brian		12	1.00	98,010
<i>This position is fully funded from restricted use sources.</i>					
980443	IDP High Performance Computing Technician II Vargas, Jose		12	1.00	80,080
<i>This position is fully funded from restricted use sources.</i>					
980452	NIAR NDI Technician Level II				



**W.S.U ANNUAL BUDGET  
102166 - NIAR - Sustainment  
For Fiscal Year 2025**

Account Code	Position Number	Name or Account Description	Months	2025 Adopted	
				Budget FTE	Amount
		Petrik, Ryan <i>This position is fully funded from restricted use sources.</i>	12	1.00	54,018
980468	NIAR Teardown Mechanic Vacant <i>This position is fully funded from restricted use sources.</i>			1.00	54,018
980477	NIAR Teardown Mechanic McVicker, Stephen <i>This position is fully funded from restricted use sources.</i>		12	1.00	60,008
980485	NIAR Teardown Mechanic Vacant <i>This position is fully funded from restricted use sources.</i>			1.00	54,995
980486	NIAR Teardown Mechanic Jackson, Matthew <i>This position is fully funded from restricted use sources.</i>		12	1.00	60,008
980560	NIAR Research Technician McDaniel, Caleb <i>This position is fully funded from restricted use sources.</i>		12	1.00	52,000
980568	NIAR Tooling & Process Mechanic, Senior Davis, Brian <i>This position is fully funded from restricted use sources.</i>		12	1.00	87,360
980569	NIAR Tooling & Process Mechanic, Senior Harris, Patrick <i>This position is fully funded from restricted use sources.</i>		12	1.00	91,520
980600	NIAR Program Manager I Baughner, Joshua <i>This position is fully funded from restricted use sources.</i>		12	1.00	61,000
980641	IDP Program Manager Vacant <i>This position is fully funded from restricted use sources.</i>			1.00	61,006
980675	NIARBusOpsMgr Carbajal, Diana <i>This position is fully funded from restricted use sources.</i>		12	1.00	66,997
980682	NIARProgMgrII Vacant <i>This position is fully funded from restricted use sources.</i>			1.00	102,000
980769	NIAR Administrative Assistant Choo, Heidi <i>This position is fully funded from restricted use sources.</i>		12	1.00	39,520
980770	NIAR Teardown Mechanic Gates, Christopher <i>This position is fully funded from restricted use sources.</i>		12	1.00	56,160
991453	NIAR Assoc Dir - Sustainment Formy-Duval, Brian <i>This position is fully funded from restricted use sources.</i>		12	1.00	175,000
991848	NIAR Teardown Mechanic, Senior DeHaven, Edward <i>This position is fully funded from restricted use sources.</i>		12	1.00	69,514

**W.S.U ANNUAL BUDGET  
102166 - NIAR - Sustainment  
For Fiscal Year 2025**

Account Code	Position Number	Name or Account Description	Months	2025 Adopted	
				Budget FTE	Amount
	992013	NIAR Teardown Mechanic Tran, Minh <i>This position is fully funded from restricted use sources.</i>	12	1.00	70,013
	992905	NIAR Teardown Mechanic Crosby, Nathan <i>This position is fully funded from restricted use sources.</i>	12	1.00	61,506
	992906	NIAR Teardown Mechanic, Senior Cox, Brian <i>This position is fully funded from restricted use sources.</i>	12	1.00	69,514
	995892	NIAR Teardown Mechanic, Senior Espinoza, Ismael <i>This position is fully funded from restricted use sources.</i>	12	1.00	70,013
	996998	NIAR Teardown Mechanic Hollingsworth, Corbin <i>This position is fully funded from restricted use sources.</i>	12	1.00	60,008
	997147	NIAR Teardown Mechanic, Senior Taylor, Joseph <i>This position is fully funded from restricted use sources.</i>	12	1.00	73,008
	997156	NIAR NDI Technician Level II Petrik, Troy <i>This position is fully funded from restricted use sources.</i>	12	1.00	82,014
	997166	NIAR Supervisor Sustainment Ploutz, Brian <i>This position is fully funded from restricted use sources.</i>	12	1.00	92,000
	997183	NIAR Manager Research Nilsen, Erick <i>This position is fully funded from restricted use sources.</i>	12	1.00	105,000
	997191	NIAR Director of Sustainment Laubach-Hock, Melinda <i>This position is fully funded from restricted use sources.</i>	12	1.00	231,750
	997348	NIAR Teardown Mechanic, Senior Whitnack, Royce <i>This position is fully funded from restricted use sources.</i>	12	1.00	73,008
	997897	Project Manager Cotner, Taylor <i>This position is fully funded from restricted use sources.</i>	12	1.00	90,000
	999864	NIAR Teardown Mechanic, Senior Beck, Brian <i>This position is fully funded from restricted use sources.</i>	12	1.00	69,514
	1110	Uncl-Salaries-Seasonal and Temp			-
	1115	Unclassified Salaries-Add'l Comp			-
	1160	Unclass Sal-OT/Comp/AHR			-
		<b>Total Unclassified Salaries</b>		<b>41.00</b>	<b>3,337,636</b>
<b>Total Unclassified Salaries by Fund</b>					
	D10141	RU NIAR - Sustainment		41.00	3,337,636
		<b>Total Unclassified Salaries by Fund</b>		<b>41.00</b>	<b>3,337,636</b>
<b>STUDENT ASSISTANTS AND BENEFITS</b>					
	1200	Student Salaries-Regular			-

**W.S.U ANNUAL BUDGET**  
**102166 - NIAR - Sustainment**  
**For Fiscal Year 2025**

Account Code	Position Number	Name or Account Description	Months	2025 Adopted	
				Budget FTE	Amount
1760		State Leave Pymt Assessment			24,048
1830		Regents Retirement			227,781
1850		TIAA Disability			33,400
1911		Medicare			47,577
1912		OASDI			200,032
1750		Dependent Health Insurance			43,750
1950		Single Group Health Insurance			263,200
1970		Workers Compensation			9,129
1980		Unemployment Compensation			1,987
<b>Total Students and Fringe Benefits</b>					<b>850,904</b>
<b>Total Students and Fringe Benefits by Fund</b>					
D10141		RU NIAR - Sustainment			850,904
<b>Total Students and Fringe Benefits</b>					<b>850,904</b>
<b>Total Salaries and Fringe Benefits</b>				<b>41.00</b>	<b>4,188,540</b>
<b>Total Salaries and Fringe Benefits by Fund</b>					
D10141		RU NIAR - Sustainment		41.00	4,188,540
<b>Total Salaries and Fringe Benefits</b>				<b>41.00</b>	<b>4,188,540</b>
<b>OTHER OPERATING EXPENDITURES (OOE)</b>					
7C		Contractual Services			3,220,082
7F		Commodities			186,800
7H		Capital Outlay			1,413,100
7L		Grants Claims & Shared Revenue			25,000
7X		Indirect Costs			1,777,183
7Z		Transfers Out			1,697,375
<b>Total OOE</b>					<b>8,319,540</b>
<b>Total OOE by Fund</b>					
D10141		RU NIAR - Sustainment			5,322,165
D11787		SRO NIAR - Sustainment			2,997,375
<b>Total OOE by Fund</b>					<b>8,319,540</b>
<b>Total FTE and Expenditures</b>				<b>41.00</b>	<b>12,508,080</b>
<b>Total FTE and Expenditures by Fund</b>					
D10141		RU NIAR - Sustainment		41.00	9,510,705
D11787		SRO NIAR - Sustainment		-	2,997,375
<b>Total FTE and Expenditures by Fund</b>				<b>41.00</b>	<b>12,508,080</b>

**W.S.U ANNUAL BUDGET**  
**102344 - High Performance Computing Center**  
**For Fiscal Year 2025**

Account Code	Position Number	Name or Account Description	Months	2025 Adopted	
				Budget FTE	Amount
<b>USS SALARIES</b>					
<b>1000 USS Salaries-Permanent</b>					
1010		USS Salaries-Temp		-	-
		<b>Total USS Salaries</b>		-	-
<b>Total USS Salaries by Fund</b>					
D10576		SRO High Performance Computing Ctr		-	-
		<b>Total USS Salaries by Fund</b>		-	-
<b>UNCLASSIFIED SALARIES</b>					
<b>1100 Unclassified Salaries-Permanent (Including 1105 - Stipend)</b>					
1115		Unclassified Salaries-Add'l Comp			3,000
1130		Grad Assistants-Research			28,238
		<b>Total Unclassified Salaries</b>		-	<b>31,238</b>
<b>Total Unclassified Salaries by Fund</b>					
D10228		RU High Performance Computing Ctr		-	24,738
D10576		SRO High Performance Computing Ctr		-	6,500
		<b>Total Unclassified Salaries by Fund</b>		-	<b>31,238</b>
<b>STUDENT ASSISTANTS AND BENEFITS</b>					
1760		State Leave Pymt Assessment			226
1830		Regents Retirement			256
1850		TIAA Disability			30
1911		Medicare			44
1912		OASDI			186
1970		Workers Compensation			86
1980		Unemployment Compensation			19
		<b>Total Students and Fringe Benefits</b>		-	<b>847</b>
<b>Total Students and Fringe Benefits by Fund</b>					
D10228		RU High Performance Computing Ctr			262
D10576		SRO High Performance Computing Ctr			585
		<b>Total Students and Fringe Benefits</b>		-	<b>847</b>
		<b>Total Salaries and Fringe Benefits</b>		-	<b>32,085</b>
<b>Total Salaries and Fringe Benefits by Fund</b>					
D10228		RU High Performance Computing Ctr		-	25,000
D10576		SRO High Performance Computing Ctr		-	7,085
		<b>Total Salaries and Fringe Benefits</b>		-	<b>32,085</b>
<b>OTHER OPERATING EXPENDITURES (OOE)</b>					
7C		Contractual Services			3,500
		<b>Total OOE</b>		-	<b>3,500</b>
<b>Total OOE by Fund</b>					
D10576		SRO High Performance Computing Ctr			3,500
		<b>Total OOE by Fund</b>		-	<b>3,500</b>
		<b>Total FTE and Expenditures</b>		-	<b>35,585</b>
<b>Total FTE and Expenditures by Fund</b>					
D10228		RU High Performance Computing Ctr		-	25,000
D10576		SRO High Performance Computing Ctr		-	10,585
		<b>Total FTE and Expenditures by Fund</b>		-	<b>35,585</b>

**W.S.U ANNUAL BUDGET**  
**102372 - Microbiology Core Laboratory**  
**For Fiscal Year 2025**

Account Code	Position Number	Name or Account Description	Months	2025 Adopted	
				Budget FTE	Amount
<b>USS SALARIES</b>					
<b>1000 USS Salaries-Permanent</b>					
<b>Total USS Salaries</b>				-	-
<b>Total USS Salaries by Fund</b>					
<b>Total USS Salaries by Fund</b>				-	-
<b>UNCLASSIFIED SALARIES</b>					
<b>1100 Unclassified Salaries-Permanent (Including 1105 - Stipend)</b>					
<b>Total Unclassified Salaries</b>				-	-
<b>Total Unclassified Salaries by Fund</b>					
<b>Total Unclassified Salaries by Fund</b>				-	-
<b>STUDENT ASSISTANTS AND BENEFITS</b>					
<b>Total Students and Fringe Benefits</b>				-	-
<b>Total Students and Fringe Benefits by Fund</b>					
<b>Total Students and Fringe Benefits</b>				-	-
<b>Total Salaries and Fringe Benefits</b>				-	-
<b>Total Salaries and Fringe Benefits by Fund</b>					
<b>Total Salaries and Fringe Benefits</b>				-	-
<b>OTHER OPERATING EXPENDITURES (OOE)</b>					
7C Contractual Services				2,400	
7F Commodities				1,800	
<b>Total OOE</b>				<b>4,200</b>	
<b>Total OOE by Fund</b>					
D11155 RU Microbiology Core Laboratory				4,200	
<b>Total OOE by Fund</b>				<b>4,200</b>	
<b>Total FTE and Expenditures</b>				-	<b>4,200</b>
<b>Total FTE and Expenditures by Fund</b>					
D11155 RU Microbiology Core Laboratory				-	4,200
<b>Total FTE and Expenditures by Fund</b>				-	<b>4,200</b>

**W.S.U ANNUAL BUDGET**  
**102838 - Smart Manufacturing Training Lab**  
**For Fiscal Year 2025**

Account Code	Position Number	Name or Account Description	Months	2025 Adopted	
				Budget FTE	Amount
<b>USS SALARIES</b>					
<b>1000 USS Salaries-Permanent</b>					
<b>Total USS Salaries</b>				-	-
<b>Total USS Salaries by Fund</b>					
<b>Total USS Salaries by Fund</b>				-	-
<b>UNCLASSIFIED SALARIES</b>					
<b>1100 Unclassified Salaries-Permanent (Including 1105 - Stipend)</b>					
980736		IDP Event and Training Coordinator Dunn, Shaira	12	1.00	54,080
<i>This position is fully funded from restricted use sources.</i>					
980737		IDP Program Manager, Investigative and Intelligence Operations Vacant		1.00	91,000
<i>This position is fully funded from restricted use sources.</i>					
<b>Total Unclassified Salaries</b>				<b>2.00</b>	<b>145,080</b>
<b>Total Unclassified Salaries by Fund</b>					
D11849		RU Smart Manufacturing Training Lab		2.00	145,080
<b>Total Unclassified Salaries by Fund</b>				<b>2.00</b>	<b>145,080</b>
<b>STUDENT ASSISTANTS AND BENEFITS</b>					
1760		State Leave Pymt Assessment			1,046
1830		Regents Retirement			4,597
1850		TIAA Disability			1,451
1911		Medicare			2,092
1912		OASDI			8,943
1950		Single Group Health Insurance			9,400
1970		Workers Compensation			397
1980		Unemployment Compensation			87
<b>Total Students and Fringe Benefits</b>					<b>28,013</b>
<b>Total Students and Fringe Benefits by Fund</b>					
D11849		RU Smart Manufacturing Training Lab			28,013
<b>Total Students and Fringe Benefits</b>					<b>28,013</b>
<b>Total Salaries and Fringe Benefits</b>				<b>2.00</b>	<b>173,093</b>
<b>Total Salaries and Fringe Benefits by Fund</b>					
D11849		RU Smart Manufacturing Training Lab		2.00	173,093
<b>Total Salaries and Fringe Benefits</b>				<b>2.00</b>	<b>173,093</b>
<b>OTHER OPERATING EXPENDITURES (OOE)</b>					
7C		Contractual Services			58,050
7F		Commodities			48,192
7H		Capital Outlay			20,400
7X		Indirect Costs			36,729
7Z		Transfers Out			13,750
<b>Total OOE</b>					<b>177,121</b>
<b>Total OOE by Fund</b>					
D11849		RU Smart Manufacturing Training Lab			163,371
D11850		SRO Smart Mfg Training Lab			13,750
<b>Total OOE by Fund</b>					<b>177,121</b>
<b>Total FTE and Expenditures</b>				<b>2.00</b>	<b>350,214</b>

**W.S.U ANNUAL BUDGET**  
**102838 - Smart Manufacturing Training Lab**  
**For Fiscal Year 2025**

Account Code	Position Number	Name or Account Description	Months	2025 Adopted	
				Budget FTE	Amount
<b>Total FTE and Expenditures by Fund</b>					
D11849		RU Smart Manufacturing Training Lab		2.00	336,464
D11850		SRO Smart Mfg Training Lab		-	13,750
<b>Total FTE and Expenditures by Fund</b>				<b>2.00</b>	<b>350,214</b>

**W.S.U ANNUAL BUDGET**  
**102839 - MidWest Criminal Justice Institute**  
**For Fiscal Year 2025**

Account Code	Position Number	Name or Account Description	Months	2025 Adopted	
				Budget FTE	Amount
<b>USS SALARIES</b>					
<b>1000 USS Salaries-Permanent</b>					
<b>Total USS Salaries</b>				-	-
<b>Total USS Salaries by Fund</b>					
<b>Total USS Salaries by Fund</b>				-	-
<b>UNCLASSIFIED SALARIES</b>					
<b>1100 Unclassified Salaries-Permanent (Including 1105 - Stipend)</b>					
980727		MidWest Criminal Justice Administrative Specialist Veliz, Alexis	12	1.00	43,680
<i>This position is fully funded from restricted use sources.</i>					
980740		IDPProgMgrInvgIntgOps Eberhardt, Michael	12	1.00	91,000
<i>This position is fully funded from restricted use sources.</i>					
994022		IDP Program Director Brewer, Kristin	12	1.00	110,000
<i>This position is fully funded from restricted use sources.</i>					
<b>Total Unclassified Salaries</b>				<b>3.00</b>	<b>244,680</b>
<b>Total Unclassified Salaries by Fund</b>					
D11860		RU MidWest Criminal Justice Institu		3.00	244,680
<b>Total Unclassified Salaries by Fund</b>				<b>3.00</b>	<b>244,680</b>
<b>STUDENT ASSISTANTS AND BENEFITS</b>					
1760		State Leave Pymt Assessment			1,763
1830		Regents Retirement			20,799
1850		TIAA Disability			2,447
1911		Medicare			3,489
1912		OASDI			14,911
1750		Dependent Health Insurance			4,375
1950		Single Group Health Insurance			18,800
1970		Workers Compensation			670
1980		Unemployment Compensation			146
<b>Total Students and Fringe Benefits</b>					<b>67,400</b>
<b>Total Students and Fringe Benefits by Fund</b>					
D11860		RU MidWest Criminal Justice Institu			67,400
<b>Total Students and Fringe Benefits</b>					<b>67,400</b>
<b>Total Salaries and Fringe Benefits</b>				<b>3.00</b>	<b>312,080</b>
<b>Total Salaries and Fringe Benefits by Fund</b>					
D11860		RU MidWest Criminal Justice Institu		3.00	312,080
<b>Total Salaries and Fringe Benefits</b>				<b>3.00</b>	<b>312,080</b>
<b>OTHER OPERATING EXPENDITURES (OOE)</b>					
7C		Contractual Services			42,000
7F		Commodities			10,500
7H		Capital Outlay			7,500
<b>Total OOE</b>					<b>60,000</b>
<b>Total OOE by Fund</b>					
D10691		RU KS Gang Investigators Assn			40,000
D11860		RU MidWest Criminal Justice Institu			20,000



**W.S.U ANNUAL BUDGET**  
**102839 - MidWest Criminal Justice Institute**  
**For Fiscal Year 2025**

Account Code	Position Number	Name or Account Description	Months	2025 Adopted	
				Budget FTE	Amount
<b>Total OOE by Fund</b>					<b>60,000</b>
<b>Total FTE and Expenditures</b>				<b>3.00</b>	<b>372,080</b>
<b>Total FTE and Expenditures by Fund</b>					
D10691	RU	KS Gang Investigators Assn		-	40,000
D11860	RU	MidWest Criminal Justice Institu		3.00	332,080
<b>Total FTE and Expenditures by Fund</b>				<b>3.00</b>	<b>372,080</b>

**W.S.U ANNUAL BUDGET  
102228 - WMREF/K-INBRE BIOL  
For Fiscal Year 2025**

Account Code	Position Number	Name or Account Description	Months	2025 Adopted	
				Budget FTE	Amount
<b>USS SALARIES</b>					
<b>1000 USS Salaries-Permanent</b>					
<b>Total USS Salaries</b>				-	-
<b>Total USS Salaries by Fund</b>					
<b>Total USS Salaries by Fund</b>				-	-
<b>UNCLASSIFIED SALARIES</b>					
<b>1100 Unclassified Salaries-Permanent (Including 1105 - Stipend)</b>					
<b>Total Unclassified Salaries</b>				-	-
<b>Total Unclassified Salaries by Fund</b>					
<b>Total Unclassified Salaries by Fund</b>				-	-
<b>STUDENT ASSISTANTS AND BENEFITS</b>					
<b>Total Students and Fringe Benefits</b>				-	-
<b>Total Students and Fringe Benefits by Fund</b>					
<b>Total Students and Fringe Benefits</b>				-	-
<b>Total Salaries and Fringe Benefits</b>				-	-
<b>Total Salaries and Fringe Benefits by Fund</b>					
<b>Total Salaries and Fringe Benefits</b>				-	-
<b>OTHER OPERATING EXPENDITURES (OOE)</b>					
7F Commodities				-	5,000
<b>Total OOE</b>				-	<b>5,000</b>
<b>Total OOE by Fund</b>					
D11832 RU WMREF/K-INBRE BIOL				-	5,000
<b>Total OOE by Fund</b>				-	<b>5,000</b>
<b>Total FTE and Expenditures</b>				-	<b>5,000</b>
<b>Total FTE and Expenditures by Fund</b>					
D11832 RU WMREF/K-INBRE BIOL				-	5,000
<b>Total FTE and Expenditures by Fund</b>				-	<b>5,000</b>

**W.S.U ANNUAL BUDGET**  
**102240 - Industry & Defense Research Office**  
**For Fiscal Year 2025**

Account Code	Position Number	Name or Account Description	Months	2025 Adopted	
				Budget FTE	Amount
<b>USS SALARIES</b>					
<b>1000 USS Salaries-Permanent</b>					
<b>Total USS Salaries</b>				-	-
<b>Total USS Salaries by Fund</b>					
<b>Total USS Salaries by Fund</b>				-	-
<b>UNCLASSIFIED SALARIES</b>					
<b>1100 Unclassified Salaries-Permanent (Including 1105 - Stipend)</b>					
980127		IDP Research Grant Administrator Vacant <i>This position is fully funded from restricted use sources.</i>		1.00	56,680
980454		Contracts and Grants Specialist Vacant <i>This position is fully funded from restricted use sources.</i>		1.00	116,002
980456		NIAR Research Grant Administrator Smith, Beth <i>This position is fully funded from restricted use sources.</i>	12	1.00	61,443
980469		IDP Research Grant Administrator Wild, Aspen <i>This position is fully funded from restricted use sources.</i>	12	1.00	61,443
980643		IDPResGranAdminr Majher, Kerry <i>This position is fully funded from restricted use sources.</i>	12	1.00	60,008
980760		IDP Director of Contracts and Grants Sorensen-Haggard, Lisa <i>This position is fully funded from restricted use sources.</i>	12	1.00	175,000
980791		IDP Supplier Strategy Analyst Vacant <i>This position is fully funded from restricted use sources.</i>		1.00	105,000
991522		Contracts and Grants Specialist Tucker, Amanda <i>This position is fully funded from restricted use sources.</i>	12	1.00	63,003
991641		IDP Contract and Grant Specialist Yates, Jason <i>This position is fully funded from restricted use sources.</i>	12	1.00	70,781
994404		Director Research Office Davis, Karen <i>This position is fully funded from restricted use sources.</i>	12	0.50	87,500
994473		IDP Research Grant Administrator, Senior Sikes, Athena <i>This position is fully funded from restricted use sources.</i>	12	1.00	67,704
995274		IDP Contract and Grant Manager Vacant <i>This position is fully funded from restricted use sources.</i>		1.00	116,000
995462		IDP Contract and Grant Specialist			

**W.S.U ANNUAL BUDGET**  
**102240 - Industry & Defense Research Office**  
**For Fiscal Year 2025**

Account Code	Position Number	Name or Account Description	Months	2025 Adopted	
				Budget FTE	Amount
		Danford, Derek	12	1.00	72,765
		<i>This position is fully funded from restricted use sources.</i>			
	996605	IDP Manager of Research Administration Postaward Smith, Amy	12	1.00	136,500
		<i>This position is fully funded from restricted use sources.</i>			
	996926	IDP Research Grant Administrator Vacant		1.00	71,406
		<i>This position is fully funded from restricted use sources.</i>			
	998561	IDP Contract and Grant Specialist Senior Melgren, David	12	1.00	90,640
		<i>This position is fully funded from restricted use sources.</i>			
	998741	IDP SubAward Specialist Senior Sipult, Linsey	12	1.00	78,750
		<i>This position is fully funded from restricted use sources.</i>			
<b>Total Unclassified Salaries</b>				<b>16.50</b>	<b>1,490,626</b>
<b>Total Unclassified Salaries by Fund</b>					
	D11880	SRO IDP Research Office		16.50	1,490,626
<b>Total Unclassified Salaries by Fund</b>				<b>16.50</b>	<b>1,490,626</b>
<b>STUDENT ASSISTANTS AND BENEFITS</b>					
	1760	State Leave Pymt Assessment			10,741
	1810	KPERS Retirement			8,994
	1830	Regents Retirement			80,483
	1850	TIAA Disability			14,915
	1911	Medicare			21,369
	1912	OASDI			91,047
	1750	Dependent Health Insurance			17,500
	1950	Single Group Health Insurance			98,700
	1970	Workers Compensation			4,075
	1980	Unemployment Compensation			893
<b>Total Students and Fringe Benefits</b>					<b>348,717</b>
<b>Total Students and Fringe Benefits by Fund</b>					
	D11880	SRO IDP Research Office			348,717
<b>Total Students and Fringe Benefits</b>					<b>348,717</b>
<b>Total Salaries and Fringe Benefits</b>				<b>16.50</b>	<b>1,839,343</b>
<b>Total Salaries and Fringe Benefits by Fund</b>					
	D11880	SRO IDP Research Office		16.50	1,839,343
<b>Total Salaries and Fringe Benefits</b>				<b>16.50</b>	<b>1,839,343</b>
<b>OTHER OPERATING EXPENDITURES (OOE)</b>					
	7C	Contractual Services			86,500
	7F	Commodities			3,500
	7H	Capital Outlay			7,500
<b>Total OOE</b>					<b>97,500</b>
<b>Total OOE by Fund</b>					
	D11880	SRO IDP Research Office			97,500
<b>Total OOE by Fund</b>					<b>97,500</b>
<b>Total FTE and Expenditures</b>				<b>16.50</b>	<b>1,936,843</b>
<b>Total FTE and Expenditures by Fund</b>					
	D11880	SRO IDP Research Office		16.50	1,936,843
<b>Total FTE and Expenditures by Fund</b>				<b>16.50</b>	<b>1,936,843</b>

**W.S.U ANNUAL BUDGET**  
**102241 - Industry & Defense Strategy Office**  
**For Fiscal Year 2025**

Account Code	Position Number	Name or Account Description	Months	2025 Adopted	
				Budget FTE	Amount
<b>USS SALARIES</b>					
<b>1000 USS Salaries-Permanent</b>					
<b>Total USS Salaries</b>				-	-
<b>Total USS Salaries by Fund</b>					
<b>Total USS Salaries by Fund</b>				-	-
<b>UNCLASSIFIED SALARIES</b>					
<b>1100 Unclassified Salaries-Permanent (Including 1105 - Stipend)</b>					
994444		Assistant General Counsel Altis, Heather	12	1.00	117,300
<i>This position is fully funded from restricted use sources.</i>					
997581		Deputy General Counsel Jacob-Warren, Misha	12	0.20	36,845
<i>This position is fully funded from restricted use sources.</i>					
997732		General Counsel Boden, Stacia	12	0.25	56,411
<i>This position is fully funded from restricted use sources.</i>					
997738		Vice President Strategy & Government Relations Schlapp, Andrew	12	0.55	249,975
<i>This position is fully funded from restricted use sources.</i>					
999887		Associate General Counsel Skladzien, Jessica	12	0.93	141,349
<i>This position is fully funded from restricted use sources.</i>					
1115		Unclassified Salaries-Add'l Comp			170,500
<b>Total Unclassified Salaries</b>				<b>2.92</b>	<b>772,380</b>
<b>Total Unclassified Salaries by Fund</b>					
D11881		SRO Industry & Defense Strategy Off		2.92	772,380
<b>Total Unclassified Salaries by Fund</b>				<b>2.92</b>	<b>772,380</b>
<b>STUDENT ASSISTANTS AND BENEFITS</b>					
1760		State Leave Pymt Assessment			5,564
1830		Regents Retirement			65,654
1850		TIAA Disability			7,726
1911		Medicare			11,027
1912		OASDI			36,820
1750		Dependent Health Insurance			7,316
1950		Single Group Health Insurance			25,117
1970		Workers Compensation			2,113
1980		Unemployment Compensation			458
<b>Total Students and Fringe Benefits</b>					<b>161,795</b>
<b>Total Students and Fringe Benefits by Fund</b>					
D11881		SRO Industry & Defense Strategy Off			161,795
<b>Total Students and Fringe Benefits</b>					<b>161,795</b>
<b>Total Salaries and Fringe Benefits</b>				<b>2.92</b>	<b>934,175</b>
<b>Total Salaries and Fringe Benefits by Fund</b>					
D11881		SRO Industry & Defense Strategy Off		2.92	934,175
<b>Total Salaries and Fringe Benefits</b>				<b>2.92</b>	<b>934,175</b>
<b>OTHER OPERATING EXPENDITURES (OOE)</b>					

**W.S.U ANNUAL BUDGET**  
**102241 - Industry & Defense Strategy Office**  
**For Fiscal Year 2025**

Account Code	Position Number	Name or Account Description	Months	2025 Adopted	
				Budget FTE	Amount
<b>Total OOE</b>					-
<b>Total OOE by Fund</b>					-
<b>Total OOE by Fund</b>					-
<b>Total FTE and Expenditures</b>				<b>2.92</b>	<b>934,175</b>
<b>Total FTE and Expenditures by Fund</b>					
	D11881	SRO Industry & Defense Strategy Off		2.92	934,175
<b>Total FTE and Expenditures by Fund</b>				<b>2.92</b>	<b>934,175</b>

**W.S.U ANNUAL BUDGET**  
**102242 - NIAR - Program Management Office**  
**For Fiscal Year 2025**

Account Code	Position Number	Name or Account Description	Months	2025 Adopted	
				Budget FTE	Amount
<b>USS SALARIES</b>					
<b>1000 USS Salaries-Permanent</b>					
<b>Total USS Salaries</b>				-	-
<b>Total USS Salaries by Fund</b>					
<b>Total USS Salaries by Fund</b>				-	-
<b>UNCLASSIFIED SALARIES</b>					
<b>1100 Unclassified Salaries-Permanent (Including 1105 - Stipend)</b>					
980299		IDP Program Manager I Canfield, Maclain <i>This position is fully funded from restricted use sources.</i>	12	1.00	97,445
980501		NIAR Master Scheduler II (PMO) Nguyen, Uyen <i>This position is fully funded from restricted use sources.</i>	12	0.04	3,873
997613		Director Program Management Office Ternes, Melissa <i>This position is fully funded from restricted use sources.</i>	12	1.00	168,000
<b>Total Unclassified Salaries</b>				<b>2.04</b>	<b>269,318</b>
<b>Total Unclassified Salaries by Fund</b>					
D11879		RU NIAR Program Management Office		2.04	269,318
<b>Total Unclassified Salaries by Fund</b>				<b>2.04</b>	<b>269,318</b>
<b>STUDENT ASSISTANTS AND BENEFITS</b>					
1760		State Leave Pymt Assessment			1,940
1830		Regents Retirement			22,894
1850		TIAA Disability			2,694
1911		Medicare			3,890
1912		OASDI			16,628
1750		Dependent Health Insurance			175
1950		Single Group Health Insurance			19,176
1970		Workers Compensation			738
1980		Unemployment Compensation			163
<b>Total Students and Fringe Benefits</b>					<b>68,298</b>
<b>Total Students and Fringe Benefits by Fund</b>					
D11879		RU NIAR Program Management Office			68,298
<b>Total Students and Fringe Benefits</b>					<b>68,298</b>
<b>Total Salaries and Fringe Benefits</b>				<b>2.04</b>	<b>337,616</b>
<b>Total Salaries and Fringe Benefits by Fund</b>					
D11879		RU NIAR Program Management Office		2.04	337,616
<b>Total Salaries and Fringe Benefits</b>				<b>2.04</b>	<b>337,616</b>
<b>OTHER OPERATING EXPENDITURES (OOE)</b>					
7Z		Transfers Out			20,000
<b>Total OOE</b>					<b>20,000</b>
<b>Total OOE by Fund</b>					
D11879		RU NIAR Program Management Office			20,000
<b>Total OOE by Fund</b>					<b>20,000</b>
<b>Total FTE and Expenditures</b>				<b>2.04</b>	<b>357,616</b>

**W.S.U ANNUAL BUDGET**  
**102242 - NIAR - Program Management Office**  
**For Fiscal Year 2025**

Account Code	Position Number	Name or Account Description	Months	2025 Adopted	
				Budget FTE	Amount
<b>Total FTE and Expenditures by Fund</b>					
D11879		RU NIAR Program Management Office		2.04	357,616
<b>Total FTE and Expenditures by Fund</b>				<b>2.04</b>	<b>357,616</b>



**W.S.U ANNUAL BUDGET  
102436 - Project Innovation Hub  
For Fiscal Year 2025**

Account Code	Position Number	Name or Account Description	Months	2025 Adopted	
				Budget FTE	Amount
<b>USS SALARIES</b>					
<b>1000 USS Salaries-Permanent</b>					
<b>Total USS Salaries</b>				-	-
<b>Total USS Salaries by Fund</b>					
<b>Total USS Salaries by Fund</b>				-	-
<b>UNCLASSIFIED SALARIES</b>					
<b>1100 Unclassified Salaries-Permanent (Including 1105 - Stipend)</b>					
<b>Total Unclassified Salaries</b>				-	-
<b>Total Unclassified Salaries by Fund</b>					
<b>Total Unclassified Salaries by Fund</b>				-	-
<b>STUDENT ASSISTANTS AND BENEFITS</b>					
1200		Student Salaries-Regular			20,000
<b>Total Students and Fringe Benefits</b>				-	<b>20,000</b>
<b>Total Students and Fringe Benefits by Fund</b>					
D11658		RU Project Innovation Hub			20,000
<b>Total Students and Fringe Benefits</b>				-	<b>20,000</b>
<b>Total Salaries and Fringe Benefits</b>				-	<b>20,000</b>
<b>Total Salaries and Fringe Benefits by Fund</b>					
D11658		RU Project Innovation Hub			20,000
<b>Total Salaries and Fringe Benefits</b>				-	<b>20,000</b>
<b>OTHER OPERATING EXPENDITURES (OOE)</b>					
<b>Total OOE</b>				-	-
<b>Total OOE by Fund</b>					
<b>Total OOE by Fund</b>				-	-
<b>Total FTE and Expenditures</b>				-	<b>20,000</b>
<b>Total FTE and Expenditures by Fund</b>					
D11658		RU Project Innovation Hub			20,000
<b>Total FTE and Expenditures by Fund</b>				-	<b>20,000</b>

**W.S.U ANNUAL BUDGET**  
**102446 - Digital Research Transformation Hub**  
**For Fiscal Year 2025**

Account Code	Position Number	Name or Account Description	Months	2025 Adopted	
				Budget FTE	Amount
<b>USS SALARIES</b>					
<b>1000 USS Salaries-Permanent</b>					
<b>Total USS Salaries</b>				-	-
<b>Total USS Salaries by Fund</b>					
<b>Total USS Salaries by Fund</b>				-	-
<b>UNCLASSIFIED SALARIES</b>					
<b>1100 Unclassified Salaries-Permanent (Including 1105 - Stipend)</b>					
980501		NIAR Master Scheduler II (PMO) Nguyen, Uyen <i>This position is fully funded from restricted use sources.</i>	12	0.59	57,130
980522		PMO Program Manager I Thome, Andrew <i>This position is fully funded from restricted use sources.</i>	12	0.41	39,770
980789		IDP Video Content Producer Emanuel, Andrew <i>This position is fully funded from restricted use sources.</i>	12	1.00	55,000
980797		NIAR Research Associate Castanon, Ricardo <i>This position is fully funded from restricted use sources.</i>	12	1.00	60,000
992999		IDP Associate Vice President Research Operations Harter, Pierre <i>This position is fully funded from restricted use sources.</i>	12	0.50	101,981
<b>Total Unclassified Salaries</b>				<b>3.50</b>	<b>313,881</b>
<b>Total Unclassified Salaries by Fund</b>					
D11858		RU DRTH		3.50	313,881
<b>Total Unclassified Salaries by Fund</b>				<b>3.50</b>	<b>313,881</b>
<b>STUDENT ASSISTANTS AND BENEFITS</b>					
1760		State Leave Pymt Assessment			2,262
1830		Regents Retirement			26,682
1850		TIAA Disability			3,140
1911		Medicare			4,504
1912		OASDI			18,394
1750		Dependent Health Insurance			4,770
1950		Single Group Health Insurance			14,100
1970		Workers Compensation			859
1980		Unemployment Compensation			187
<b>Total Students and Fringe Benefits</b>					<b>74,898</b>
<b>Total Students and Fringe Benefits by Fund</b>					
D11858		RU DRTH			74,898
<b>Total Students and Fringe Benefits</b>					<b>74,898</b>
<b>Total Salaries and Fringe Benefits</b>				<b>3.50</b>	<b>388,779</b>
<b>Total Salaries and Fringe Benefits by Fund</b>					
D11858		RU DRTH		3.50	388,779
<b>Total Salaries and Fringe Benefits</b>				<b>3.50</b>	<b>388,779</b>
<b>OTHER OPERATING EXPENDITURES (OOE)</b>					

**W.S.U ANNUAL BUDGET**  
**102446 - Digital Research Transformation Hub**  
**For Fiscal Year 2025**

Account Code	Position Number	Name or Account Description	Months	2025 Adopted	
				Budget FTE	Amount
		7C Contractual Services			28,156
		7F Commodities			4,171
		7H Capital Outlay			112,400
		7X Indirect Costs			16,329
		7Z Transfers Out			168,771
		<b>Total OOE</b>			<b>329,827</b>
<b>Total OOE by Fund</b>					
	D11858	RU DRTH			146,056
	D11859	SRO DRTH			183,771
		<b>Total OOE by Fund</b>			<b>329,827</b>
		<b>Total FTE and Expenditures</b>		<b>3.50</b>	<b>718,606</b>
<b>Total FTE and Expenditures by Fund</b>					
	D11858	RU DRTH		3.50	534,835
	D11859	SRO DRTH		-	183,771
		<b>Total FTE and Expenditures by Fund</b>		<b>3.50</b>	<b>718,606</b>

**W.S.U ANNUAL BUDGET**  
**101992 - Graduate Assistants - Research**  
**For Fiscal Year 2025**

Account Code	Position Number	Name or Account Description	Months	2025 Adopted	
				Budget FTE	Amount
<b>USS SALARIES</b>					
<b>1000 USS Salaries-Permanent</b>					
<b>Total USS Salaries</b>				-	-
<b>Total USS Salaries by Fund</b>					
<b>Total USS Salaries by Fund</b>				-	-
<b>UNCLASSIFIED SALARIES</b>					
<b>1100 Unclassified Salaries-Permanent (Including 1105 - Stipend)</b>					
1130		Grad Assistants-Research			197,915
<b>Total Unclassified Salaries</b>				-	<b>197,915</b>
<b>Total Unclassified Salaries by Fund</b>					
D10106		RU Graduate Assistants-Research		-	197,915
<b>Total Unclassified Salaries by Fund</b>				-	<b>197,915</b>
<b>STUDENT ASSISTANTS AND BENEFITS</b>					
1760		State Leave Pymt Assessment			1,425
1970		Workers Compensation			541
1980		Unemployment Compensation			119
<b>Total Students and Fringe Benefits</b>				-	<b>2,085</b>
<b>Total Students and Fringe Benefits by Fund</b>					
D10106		RU Graduate Assistants-Research			2,085
<b>Total Students and Fringe Benefits</b>				-	<b>2,085</b>
<b>Total Salaries and Fringe Benefits</b>				-	<b>200,000</b>
<b>Total Salaries and Fringe Benefits by Fund</b>					
D10106		RU Graduate Assistants-Research		-	200,000
<b>Total Salaries and Fringe Benefits</b>				-	<b>200,000</b>
<b>OTHER OPERATING EXPENDITURES (OOE)</b>					
<b>Total OOE</b>				-	-
<b>Total OOE by Fund</b>					
<b>Total OOE by Fund</b>				-	-
<b>Total FTE and Expenditures</b>				-	<b>200,000</b>
<b>Total FTE and Expenditures by Fund</b>					
D10106		RU Graduate Assistants-Research		-	200,000
<b>Total FTE and Expenditures by Fund</b>				-	<b>200,000</b>

**W.S.U ANNUAL BUDGET**  
**102090 - Center for Econ Dev & Business Res**  
**For Fiscal Year 2025**

Account Code	Position Number	Name or Account Description	Months	2025 Adopted	
				Budget FTE	Amount
<b>USS SALARIES</b>					
<b>1000 USS Salaries-Permanent</b>					
<b>Total USS Salaries</b>				-	-
<b>Total USS Salaries by Fund</b>					
<b>Total USS Salaries by Fund</b>				-	-
<b>UNCLASSIFIED SALARIES</b>					
<b>1100 Unclassified Salaries-Permanent (Including 1105 - Stipend)</b>					
991806		Communications and Marketing Specialist Wilson, Andrea	12	1.00	62,000
<i>This position is fully funded from restricted use sources.</i>					
993011		Research Economist Vacant		1.00	51,701
<i>This position is fully funded from restricted use sources.</i>					
994523		Marketing Coordinator Vacant		1.00	36,650
<i>This position is fully funded from restricted use sources.</i>					
995238		Research Economist Norris, Jonathan	12	1.00	55,597
<i>This position is fully funded from restricted use sources.</i>					
998212		Research Economist Compton, Craig	12	1.00	62,000
<i>This position is fully funded from restricted use sources.</i>					
998512		Director, Center Hill, Jeremy	12	1.00	138,148
<i>This position is fully funded from restricted use sources.</i>					
1110		Uncl-Salaries-Seasonal and Temp			-
1115		Unclassified Salaries-Add'l Comp			20,000
<b>Total Unclassified Salaries</b>				<b>6.00</b>	<b>426,096</b>
<b>Total Unclassified Salaries by Fund</b>					
D10031		RU Ctr for Economic Dev & Bus Res		6.00	426,096
<b>Total Unclassified Salaries by Fund</b>				<b>6.00</b>	<b>426,096</b>
<b>STUDENT ASSISTANTS AND BENEFITS</b>					
1200		Student Salaries-Regular			500
1210		Student Salaries-WS-WSU Match			3,000
1760		State Leave Pymt Assessment			3,071
1830		Regents Retirement			28,710
1850		TIAA Disability			4,263
1911		Medicare			6,138
1912		OASDI			26,238
1750		Dependent Health Insurance			4,375
1950		Single Group Health Insurance			28,200
1970		Workers Compensation			1,168
1980		Unemployment Compensation			256
<b>Total Students and Fringe Benefits</b>					<b>105,919</b>
<b>Total Students and Fringe Benefits by Fund</b>					
D10031		RU Ctr for Economic Dev & Bus Res			105,919
<b>Total Students and Fringe Benefits</b>					<b>105,919</b>

**W.S.U ANNUAL BUDGET**  
**102090 - Center for Econ Dev & Business Res**  
**For Fiscal Year 2025**

Account Code	Position Number	Name or Account Description	Months	2025 Adopted	
				Budget FTE	Amount
<b>Total Salaries and Fringe Benefits</b>				<b>6.00</b>	<b>532,015</b>
<b>Total Salaries and Fringe Benefits by Fund</b>					
D10031		RU Ctr for Economic Dev & Bus Res		6.00	532,015
<b>Total Salaries and Fringe Benefits</b>				<b>6.00</b>	<b>532,015</b>
<b>OTHER OPERATING EXPENDITURES (OOE)</b>					
		7C Contractual Services			116,220
		7F Commodities			13,925
		7H Capital Outlay			5,000
		7X Indirect Costs			-
		7Z Transfers Out			30,000
<b>Total OOE</b>					<b>165,145</b>
<b>Total OOE by Fund</b>					
D10031		RU Ctr for Economic Dev & Bus Res			1,425
D11234		RU CEDBR Wichita EOC			47,795
D11235		RU CEDBR Winter EOC			22,030
D11236		RU CEDBR Regional EOC			9,750
D11237		RU CEDBR IRE Conference			1,380
D11290		RU CEDBR Market Research			-
D11291		RU CEDBR Impact Studies			-
D11292		RU CEDBR Other Research			30,765
D11917		RU CEDBR Presentation			10,000
D11546		SRO CEDBR Reserve			42,000
<b>Total OOE by Fund</b>					<b>165,145</b>
<b>Total FTE and Expenditures</b>				<b>6.00</b>	<b>697,160</b>
<b>Total FTE and Expenditures by Fund</b>					
D10031		RU Ctr for Economic Dev & Bus Res		6.00	533,440
D11234		RU CEDBR Wichita EOC		-	47,795
D11235		RU CEDBR Winter EOC		-	22,030
D11236		RU CEDBR Regional EOC		-	9,750
D11237		RU CEDBR IRE Conference		-	1,380
D11290		RU CEDBR Market Research		-	-
D11291		RU CEDBR Impact Studies		-	-
D11292		RU CEDBR Other Research		-	30,765
D11917		RU CEDBR Presentation		-	10,000
D11546		SRO CEDBR Reserve		-	42,000
<b>Total FTE and Expenditures by Fund</b>				<b>6.00</b>	<b>697,160</b>

**W.S.U ANNUAL BUDGET  
103006 - Energy Study Program  
For Fiscal Year 2025**

Account Code	Position Number	Name or Account Description	Months	2025 Adopted	
				Budget FTE	Amount
<b>USS SALARIES</b>					
<b>1000 USS Salaries-Permanent</b>					
<b>Total USS Salaries</b>				-	-
<b>Total USS Salaries by Fund</b>					
<b>Total USS Salaries by Fund</b>				-	-
<b>UNCLASSIFIED SALARIES</b>					
<b>1100 Unclassified Salaries-Permanent (Including 1105 - Stipend)</b>					
<b>Total Unclassified Salaries</b>				-	-
<b>Total Unclassified Salaries by Fund</b>					
<b>Total Unclassified Salaries by Fund</b>				-	-
<b>STUDENT ASSISTANTS AND BENEFITS</b>					
<b>Total Students and Fringe Benefits</b>				-	-
<b>Total Students and Fringe Benefits by Fund</b>					
<b>Total Students and Fringe Benefits</b>				-	-
<b>Total Salaries and Fringe Benefits</b>				-	-
<b>Total Salaries and Fringe Benefits by Fund</b>					
<b>Total Salaries and Fringe Benefits</b>				-	-
<b>OTHER OPERATING EXPENDITURES (OOE)</b>					
7F Commodities				1,260	
7H Capital Outlay				2,000	
<b>Total OOE</b>				<b>3,260</b>	
<b>Total OOE by Fund</b>					
A2000		GU General Fees Fund		3,260	
<b>Total OOE by Fund</b>				<b>3,260</b>	
<b>Total FTE and Expenditures</b>				-	<b>3,260</b>
<b>Total FTE and Expenditures by Fund</b>					
A2000		GU General Fees Fund		-	3,260
<b>Total FTE and Expenditures by Fund</b>				-	<b>3,260</b>

**W.S.U ANNUAL BUDGET**  
**102205 - Applied Learning Program**  
**For Fiscal Year 2025**

Account Code	Position Number	Name or Account Description	Months	2025 Adopted	
				Budget FTE	Amount
<b>USS SALARIES</b>					
<b>1000 USS Salaries-Permanent</b>					
<b>Total USS Salaries</b>				-	-
<b>Total USS Salaries by Fund</b>					
<b>Total USS Salaries by Fund</b>				-	-
<b>UNCLASSIFIED SALARIES</b>					
<b>1100 Unclassified Salaries-Permanent (Including 1105 - Stipend)</b>					
	997823	NIAR Research Associate McAdam, Michelle	12	0.75	55,000
<i>This position is fully funded from restricted use sources.</i>					
1110 Uncl-Salaries-Seasonal and Temp					-
<b>Total Unclassified Salaries</b>				<b>0.75</b>	<b>55,000</b>
<b>Total Unclassified Salaries by Fund</b>					
	D11243	RU Applied Learning Program		0.75	55,000
<b>Total Unclassified Salaries by Fund</b>				<b>0.75</b>	<b>55,000</b>
<b>STUDENT ASSISTANTS AND BENEFITS</b>					
1200 Student Salaries-Regular					-
1760 State Leave Pymt Assessment					396
1830 Regents Retirement					4,675
1850 TIAA Disability					550
1911 Medicare					719
1912 OASDI					3,072
1750 Dependent Health Insurance					4,375
1950 Single Group Health Insurance					9,400
1970 Workers Compensation					151
1980 Unemployment Compensation					30
<b>Total Students and Fringe Benefits</b>					<b>23,368</b>
<b>Total Students and Fringe Benefits by Fund</b>					
	D11243	RU Applied Learning Program			23,368
<b>Total Students and Fringe Benefits</b>					<b>23,368</b>
<b>Total Salaries and Fringe Benefits</b>				<b>0.75</b>	<b>78,368</b>
<b>Total Salaries and Fringe Benefits by Fund</b>					
	D11243	RU Applied Learning Program		0.75	78,368
<b>Total Salaries and Fringe Benefits</b>				<b>0.75</b>	<b>78,368</b>
<b>OTHER OPERATING EXPENDITURES (OOE)</b>					
7C Contractual Services					200
7Z Transfers Out					-
<b>Total OOE</b>					<b>200</b>
<b>Total OOE by Fund</b>					
	D11243	RU Applied Learning Program			200
<b>Total OOE by Fund</b>					<b>200</b>
<b>Total FTE and Expenditures</b>				<b>0.75</b>	<b>78,568</b>
<b>Total FTE and Expenditures by Fund</b>					
	D11243	RU Applied Learning Program		0.75	78,568
<b>Total FTE and Expenditures by Fund</b>				<b>0.75</b>	<b>78,568</b>



**W.S.U ANNUAL BUDGET**  
**102206 - Honors College Undergrad Research**  
**For Fiscal Year 2025**

Account Code	Position Number	Name or Account Description	Months	2025 Adopted	
				Budget FTE	Amount
<b>USS SALARIES</b>					
<b>1000 USS Salaries-Permanent</b>					
<b>Total USS Salaries</b>				-	-
<b>Total USS Salaries by Fund</b>					
<b>Total USS Salaries by Fund</b>				-	-
<b>UNCLASSIFIED SALARIES</b>					
<b>1100 Unclassified Salaries-Permanent (Including 1105 - Stipend)</b>					
<b>Total Unclassified Salaries</b>				-	-
<b>Total Unclassified Salaries by Fund</b>					
<b>Total Unclassified Salaries by Fund</b>				-	-
<b>STUDENT ASSISTANTS AND BENEFITS</b>					
<b>Total Students and Fringe Benefits</b>				-	-
<b>Total Students and Fringe Benefits by Fund</b>					
<b>Total Students and Fringe Benefits</b>				-	-
<b>Total Salaries and Fringe Benefits</b>				-	-
<b>Total Salaries and Fringe Benefits by Fund</b>					
<b>Total Salaries and Fringe Benefits</b>				-	-
<b>OTHER OPERATING EXPENDITURES (OOE)</b>					
7C Contractual Services				1,000	
7F Commodities				-	
7Z Transfers Out				-	
<b>Total OOE</b>				<b>1,000</b>	
<b>Total OOE by Fund</b>					
D11392 RU Honors Undergrad Research Grant				1,000	
<b>Total OOE by Fund</b>				<b>1,000</b>	
<b>Total FTE and Expenditures</b>				-	<b>1,000</b>
<b>Total FTE and Expenditures by Fund</b>					
D11392 RU Honors Undergrad Research Grant				-	1,000
<b>Total FTE and Expenditures by Fund</b>				-	<b>1,000</b>

**W.S.U ANNUAL BUDGET**  
**102224 - AERI - AppliedEngResearchInstitute**  
**For Fiscal Year 2025**

Account Code	Position Number	Name or Account Description	Months	2025 Adopted	
				Budget FTE	Amount
<b>USS SALARIES</b>					
<b>1000 USS Salaries-Permanent</b>					
<b>Total USS Salaries</b>				-	-
<b>Total USS Salaries by Fund</b>					
<b>Total USS Salaries by Fund</b>				-	-
<b>UNCLASSIFIED SALARIES</b>					
<b>1100 Unclassified Salaries-Permanent (Including 1105 - Stipend)</b>					
1130		Grad Assistants-Research			3,500
<b>Total Unclassified Salaries</b>				-	<b>3,500</b>
<b>Total Unclassified Salaries by Fund</b>					
D11798		RU AERI - Appl Eng Rsrch Institute		-	3,500
<b>Total Unclassified Salaries by Fund</b>				-	<b>3,500</b>
<b>STUDENT ASSISTANTS AND BENEFITS</b>					
1760		State Leave Pymt Assessment			26
1970		Workers Compensation			10
1980		Unemployment Compensation			3
<b>Total Students and Fringe Benefits</b>				-	<b>39</b>
<b>Total Students and Fringe Benefits by Fund</b>					
D11798		RU AERI - Appl Eng Rsrch Institute		-	39
<b>Total Students and Fringe Benefits</b>				-	<b>39</b>
<b>Total Salaries and Fringe Benefits</b>				-	<b>3,539</b>
<b>Total Salaries and Fringe Benefits by Fund</b>					
D11798		RU AERI - Appl Eng Rsrch Institute		-	3,539
<b>Total Salaries and Fringe Benefits</b>				-	<b>3,539</b>
<b>OTHER OPERATING EXPENDITURES (OOE)</b>					
7C		Contractual Services			5,000
7F		Commodities			964
7L		Grants Claims & Shared Revenue			1,500
<b>Total OOE</b>				-	<b>7,464</b>
<b>Total OOE by Fund</b>					
D11798		RU AERI - Appl Eng Rsrch Institute		-	7,464
<b>Total OOE by Fund</b>				-	<b>7,464</b>
<b>Total FTE and Expenditures</b>				-	<b>11,003</b>
<b>Total FTE and Expenditures by Fund</b>					
D11798		RU AERI - Appl Eng Rsrch Institute		-	11,003
<b>Total FTE and Expenditures by Fund</b>				-	<b>11,003</b>

**W.S.U ANNUAL BUDGET  
7RAL - Div of Research  
For Fiscal Year 2025**

Account Code	Position Number	Name or Account Description	Months	2025 Adopted	
				Budget FTE	Amount
<b>USS SALARIES</b>					
<b>1000 USS Salaries-Permanent</b>					
1020		USS Salaries-OT		-	1,000
		<b>Total USS Salaries</b>		<b>-</b>	<b>1,000</b>
<b>Total USS Salaries by Fund</b>					
D99999		RU Research TM1 Budget Load ONLY		-	1,000
		<b>Total USS Salaries by Fund</b>		<b>-</b>	<b>1,000</b>
<b>UNCLASSIFIED SALARIES</b>					
<b>1100 Unclassified Salaries-Permanent (Including 1105 - Stipend)</b>					
980039		Director Flight test and Certification/Military Korwin-Szymanowski, Michel	12	0.27	54,000
		<i>This position is fully funded from restricted use sources.</i>			
980108		IDP Grant Development Specialist Schirer, Dana	12	0.95	90,707
		<i>This position is fully funded from restricted use sources.</i>			
980132		IDP Business Manager Wood, Brenen	12	0.30	27,000
		<i>This position is fully funded from restricted use sources.</i>			
980213		Firepoint Office Manager Watkins, Samantha	12	1.00	46,010
		<i>This position is fully funded from restricted use sources.</i>			
980295		IDP Project Manager Gregg, Diann	12	0.95	75,589
		<i>This position is fully funded from restricted use sources.</i>			
980306		SubCenter Director Dunn, Kristi	12	1.00	69,000
		<i>This position is fully funded from restricted use sources.</i>			
980326		IDP Technical Director Weers, Darin	12	1.00	260,000
		<i>This position is fully funded from restricted use sources.</i>			
980606		IDP NextGen Technology Workforce Development Program Director Newbold, Anthony	12	1.00	200,000
		<i>This position is fully funded from restricted use sources.</i>			
980633		FirePoint Aviation Innovation Center (AIC) Director Pfrommer, Matthew	12	1.00	250,000
		<i>This position is fully funded from restricted use sources.</i>			
980688		IDP Financial Analyst Vacant	12	1.00	65,232
		<i>This position is fully funded from restricted use sources.</i>			
980713		IDP Financial Specialist Reibenstein, Jaklyn	12	1.00	54,018
		<i>This position is fully funded from restricted use sources.</i>			
980774		IDP Project Manager III Squire, Laura	12	1.00	140,000
		<i>This position is fully funded from restricted use sources.</i>			
991109		Program Manager, College Readiness/Retention Programs			

**W.S.U ANNUAL BUDGET**  
**7RAL - Div of Research**  
**For Fiscal Year 2025**

Account Code	Position Number	Name or Account Description	Months	2025 Adopted	
				Budget FTE	Amount
		Burrough, Brooke <i>This position is fully funded from restricted use sources.</i>	12	1.00	48,657
	991249	Community Program Specialist LaFoe, Georgina <i>This position is fully funded from restricted use sources.</i>	12	0.95	51,550
	991420	Administrative Specialist Robertson, Sharon <i>This position is fully funded from restricted use sources.</i>	12	1.00	36,878
	991438	Postdoctoral Researcher Freedman, Abegael <i>This position is fully funded from restricted use sources.</i>	12	1.00	51,763
	991471	Applied Research & Collaboration Manager Soria, Nigel <i>This position is fully funded from restricted use sources.</i>	12	0.30	28,014
	991699	Communications, Marketing and Academic Advising Specialist Martinez, Chelsea <i>This position is fully funded from restricted use sources.</i>	12	1.00	42,608
	991712	Veterans Upward Bound Program Specialist Vacant <i>This position is fully funded from restricted use sources.</i>		1.00	40,087
	991731	Academic Advisor Bruner, Caitlin <i>This position is fully funded from restricted use sources.</i>	12	1.00	39,635
	991741	Academic Advisor Fraga Cintra Soares, Adriana <i>This position is fully funded from restricted use sources.</i>	12	1.00	42,420
	991750	Procurement Counselor Gonzalez-Salamanca, Julian <i>This position is fully funded from restricted use sources.</i>	12	1.00	55,697
	992016	Government Procurement Speclst Knapp, Scott <i>This position is fully funded from restricted use sources.</i>	12	0.50	36,635
	992031	FirePoint Manager Communications and Marketing Schreck, Alexa <i>This position is fully funded from restricted use sources.</i>	12	1.00	63,654
	992038	Administrative Assistant Daniel-Washington, Sheri <i>This position is fully funded from restricted use sources.</i>	12	0.50	18,044
	992889	Project Specialist Gladden, Rachael <i>This position is fully funded from restricted use sources.</i>	12	1.00	38,865
	992916	Program Manager, Public/Social Service Programs Ramirez Allen, Elizabeth <i>This position is fully funded from restricted use sources.</i>	12	1.00	71,867
	992940	Project Specialist, Prevention Services Vacant <i>This position is fully funded from restricted use sources.</i>		1.00	44,990

**W.S.U ANNUAL BUDGET**  
**7RAL - Div of Research**  
**For Fiscal Year 2025**

Account Code	Position Number	Name or Account Description	Months	2025 Adopted	
				Budget FTE	Amount
	992964	ExecDir FireStrikeAcclProg Torline, Mark <i>This position is fully funded from restricted use sources.</i>	12	1.00	180,045
	992969	Administrative Specialist Spurlin, Russell <i>This position is fully funded from restricted use sources.</i>	12	1.00	36,878
	992999	IDP Associate Vice President Research Operations Harter, Pierre <i>This position is fully funded from restricted use sources.</i>	12	0.23	46,911
	993001	Postdoctoral Researcher Vacant <i>This position is fully funded from restricted use sources.</i>		1.00	47,259
	993070	NIAR Program Director of WERX Bonitati, Allison <i>This position is fully funded from restricted use sources.</i>	12	0.13	25,438
	993093	Assistant Professor 9mo NT Vacant <i>This position is fully funded from restricted use sources.</i>		1.00	75,000
	993096	Community Engagement Coordinator Vacant <i>This position is fully funded from restricted use sources.</i>		1.00	54,891
	993258	Program Coordinator Diepenbrock, Marci <i>This position is fully funded from restricted use sources.</i>	12	1.00	40,000
	993277	Project Specialist, Prevention Services Vacant <i>This position is fully funded from restricted use sources.</i>		1.00	47,528
	993365	Community Engagement Coordinator Vacant <i>This position is fully funded from restricted use sources.</i>		1.00	34,299
	993410	Community Engagement Coordinator Vacant <i>This position is fully funded from restricted use sources.</i>		1.00	34,299
	993423	College Access Advisor Vacant <i>This position is fully funded from restricted use sources.</i>		1.00	37,866
	993467	Program Director, Education Opportunity Center Vacant <i>This position is fully funded from restricted use sources.</i>		1.00	58,425
	993536	IDP Executive Director of NIAR WERX Vacant <i>This position is fully funded from restricted use sources.</i>		0.20	70,142
	993553	Director Diversity Equity and Inclusion, College or Program Lazarin, Ana <i>This position is fully funded from restricted use sources.</i>	12	1.00	64,664
	993708	Community Engagement Coordinator Cavazos Rodriguez, Denise <i>This position is fully funded from restricted use sources.</i>	12	0.50	24,212

**W.S.U ANNUAL BUDGET**  
**7RAL - Div of Research**  
**For Fiscal Year 2025**

Account Code	Position Number	Name or Account Description	Months	2025 Adopted	
				Budget FTE	Amount
993719	Professor	Vizzini, Anthony <i>This position is fully funded from restricted use sources.</i>	9	1.00	252,347
993726	FirePoint Program Director	Schraeder, Logan <i>This position is fully funded from restricted use sources.</i>	12	1.00	165,000
993901	College Access Advisor	Perez, Israel <i>This position is fully funded from restricted use sources.</i>	12	1.00	39,791
993904	Administrative Specialist	Pickens, Barbara <i>This position is fully funded from restricted use sources.</i>	12	1.00	46,197
993905	Research Project Manager	Trumbo, Evalynn <i>This position is fully funded from restricted use sources.</i>	12	1.00	45,450
993973	Associate Director	Ignowski, Rebecca <i>This position is fully funded from restricted use sources.</i>	12	1.00	65,651
994043	Program Manager, Public/Social Service Programs	Paschal, Savannah <i>This position is fully funded from restricted use sources.</i>	12	1.00	67,185
994066	Business Technology and Data Analyst	Abdulaziz, Abdulaziz <i>This position is fully funded from restricted use sources.</i>	12	1.00	57,570
994116	College Access Advisor	Vacant <i>This position is fully funded from restricted use sources.</i>		1.00	38,696
994122	Executive Director	Cyrus, Patrick <i>This position is fully funded from restricted use sources.</i>	12	1.00	288,750
994127	Program Manager, College Readiness/Retention Programs	Pham, Yen Nhi <i>This position is fully funded from restricted use sources.</i>	12	1.00	46,587
994167	Recruitment Coordinator	Vacant <i>This position is fully funded from restricted use sources.</i>		1.00	50,000
994210	Program Counselor, College Readiness/Retention Programs	Vacant <i>This position is fully funded from restricted use sources.</i>		1.00	36,870
994347	College Access Advisor	Vacant <i>This position is fully funded from restricted use sources.</i>		1.00	39,392
994387	Unclassified Prof Teach 9 mo	Vacant <i>This position is fully funded from restricted use sources.</i>		1.00	75,000
994401	Unclassified Prof Teach 9 mo	Vacant		1.00	75,000

**W.S.U ANNUAL BUDGET  
7RAL - Div of Research  
For Fiscal Year 2025**

Account Code	Position Number	Name or Account Description	Months	2025 Adopted	
				Budget FTE	Amount
		<i>This position is fully funded from restricted use sources.</i>			
994480		Program Director, College Readiness/Retention Programs Holloway, Wilma <i>This position is fully funded from restricted use sources.</i>	12	1.00	66,663
994504		Community Program Specialist Stang, Janell <i>This position is fully funded from restricted use sources.</i>	12	0.90	54,750
994558		Assistant Educator & Applied Learning Facilities Manager Smith, Nathan <i>This position is fully funded from restricted use sources.</i>	12	1.00	90,297
994563		Director Scholarships and Scholar Programs, College Vacant <i>This position is fully funded from restricted use sources.</i>		1.00	66,000
994567		Program Coordinator, Public/Social Service Programs Vacant <i>This position is fully funded from restricted use sources.</i>		1.00	45,032
994572		Program Director, College Readiness and Retention Program Cervantes, Ashley <i>This position is fully funded from restricted use sources.</i>	12	1.00	54,799
994573		Assistant Director Student Success Vacant <i>This position is fully funded from restricted use sources.</i>		1.00	40,000
994587		Regional Coordinator, College Readiness/Retention Programs Vacant <i>This position is fully funded from restricted use sources.</i>		1.00	40,000
994589		College Access Advisor Vacant <i>This position is fully funded from restricted use sources.</i>		1.00	38,345
994605		Interim Assistant VP for College Readiness/Retention Programs & Interim Executive of EOC Nilsen, Corinne <i>This position is fully funded from restricted use sources.</i>	12	1.00	83,502
994660		Postdoctoral Researcher Vacant <i>This position is fully funded from restricted use sources.</i>		1.00	53,902
994677		Academic Program Manager and Success Coach Baltazar, Sara <i>This position is fully funded from restricted use sources.</i>	12	1.00	43,481
994734		Program Manager, Public/Social Service Programs Childs, Chad <i>This position is fully funded from restricted use sources.</i>	12	0.85	70,619
994745		Program Director, College Readiness/Retention Programs Hinojosa, Jose <i>This position is fully funded from restricted use sources.</i>	12	1.00	56,375
994746		Regional Coordinator, College Readiness/Retention Programs Vacant <i>This position is fully funded from restricted use sources.</i>		1.00	44,376

**W.S.U ANNUAL BUDGET  
7RAL - Div of Research  
For Fiscal Year 2025**

Account Code	Position Number	Name or Account Description	Months	2025 Adopted	
				Budget FTE	Amount
	994747	College Access Advisor Vacant <i>This position is fully funded from restricted use sources.</i>		1.00	38,812
	994748	Assistant Director Kansas Kids at Gear Up Vacant <i>This position is fully funded from restricted use sources.</i>		1.00	61,500
	994749	Regional Coordinator, College Readiness/Retention Programs Vacant <i>This position is fully funded from restricted use sources.</i>		1.00	44,075
	994750	College Access Advisor Vacant <i>This position is fully funded from restricted use sources.</i>		1.00	35,568
	994752	College Access Advisor Vacant <i>This position is fully funded from restricted use sources.</i>		1.00	35,568
	994754	Regional Coordinator, College Readiness/Retention Programs Vacant <i>This position is fully funded from restricted use sources.</i>		1.00	44,376
	994755	College Access Advisor Vacant <i>This position is fully funded from restricted use sources.</i>		1.00	38,813
	994756	Regional Coordinator, College Readiness/Retention Programs Vacant <i>This position is fully funded from restricted use sources.</i>		1.00	46,269
	994758	College Access Advisor Vacant <i>This position is fully funded from restricted use sources.</i>		1.00	37,866
	994761	Database Coordinator Vacant <i>This position is fully funded from restricted use sources.</i>		1.00	41,038
	994783	Student Program Coordinator Snowbarger, Eliza <i>This position is fully funded from restricted use sources.</i>	12	0.75	30,498
	994785	Program Director, College Readiness/Retention Programs Vacant <i>This position is fully funded from restricted use sources.</i>		1.00	58,425
	994796	Program Manager, College Readiness/Retention Programs Souriya, Manivone <i>This position is fully funded from restricted use sources.</i>	12	1.00	57,343
	994797	Program Manager, College Readiness/Retention Programs Haynes, Stephanie <i>This position is fully funded from restricted use sources.</i>	12	1.00	52,488
	994799	Program Counselor, College Readiness/Retention Programs Roets-Estevez, Emily <i>This position is fully funded from restricted use sources.</i>	12	1.00	38,823
	994800	Program Counselor, College Readiness/Retention Programs Phichith, Thip <i>This position is fully funded from restricted use sources.</i>	12	1.00	39,944



**W.S.U ANNUAL BUDGET**  
**7RAL - Div of Research**  
**For Fiscal Year 2025**

Account Code	Position Number	Name or Account Description	Months	2025 Adopted	
				Budget FTE	Amount
994801		Program Counselor, College Readiness/Retention Programs Menon, Suresh <i>This position is fully funded from restricted use sources.</i>	12	1.00	38,823
994802		Executive Director, College Readiness/Retention Programs Ramos, Larry <i>This position is fully funded from restricted use sources.</i>	12	1.00	90,540
994806		Program Director, College Readiness/Retention Programs Souriya-Mnirajd, Vanessa <i>This position is fully funded from restricted use sources.</i>	12	1.00	59,149
994808		Program Director, College Readiness/Retention Programs Rhone, Linda <i>This position is fully funded from restricted use sources.</i>	12	1.00	69,352
994810		Academic Advisor and Database Specialist Thakkar, Jahanvi <i>This position is fully funded from restricted use sources.</i>	12	1.00	40,905
994828		Media Director Vacant <i>This position is fully funded from restricted use sources.</i>		0.50	45,803
994838		College Access Advisor Vacant <i>This position is fully funded from restricted use sources.</i>		1.00	38,345
994930		Academic Advisor Ulichnie, Grace <i>This position is fully funded from restricted use sources.</i>	12	1.00	40,400
995022		Community Program Coordinator Reimer, Christopher <i>This position is fully funded from restricted use sources.</i>	12	1.00	62,620
995032		College Access Advisor Vacant <i>This position is fully funded from restricted use sources.</i>		1.00	38,733
995038		Community Program Coordinator Archer, Anna <i>This position is fully funded from restricted use sources.</i>	12	1.00	62,620
995042		Community Program Coordinator La Brier, Amanda <i>This position is fully funded from restricted use sources.</i>	12	1.00	62,620
995056		Environmental Finance Center Program Manager Botello, Daniel <i>This position is fully funded from restricted use sources.</i>	12	0.95	75,800
995080		Program Manager, College Readiness/Retention Programs Escobar-Bhattacharjee, Jaya <i>This position is fully funded from restricted use sources.</i>	12	1.00	51,755
995103		College Access Advisor Vacant <i>This position is fully funded from restricted use sources.</i>		1.00	39,304
995146		Project Innovation Hub Lab Manager Sack, Richard	12	1.00	70,700

**W.S.U ANNUAL BUDGET**  
**7RAL - Div of Research**  
**For Fiscal Year 2025**

Account Code	Position Number	Name or Account Description	Months	2025 Adopted	
				Budget FTE	Amount
		<i>This position is fully funded from restricted use sources.</i>			
995154	Assistant Director Student Support Services Wright, Karen		12	1.00	48,657
		<i>This position is fully funded from restricted use sources.</i>			
995212	Database Assistant Kerr, Dawn		12	0.50	18,439
		<i>This position is fully funded from restricted use sources.</i>			
995217	College Access Curriculum Coordinator Winston, Jordan		12	1.00	36,878
		<i>This position is fully funded from restricted use sources.</i>			
995306	Administrative Specialist Vacant			1.00	35,173
		<i>This position is fully funded from restricted use sources.</i>			
995313	Marketing Coordinator Vacant			0.50	22,516
		<i>This position is fully funded from restricted use sources.</i>			
995319	Laboratory Manager, Engineering Vacant			1.00	120,016
		<i>This position is fully funded from restricted use sources.</i>			
995735	Research Assistant, Public/Social Service Programs Vacant			0.50	18,564
		<i>This position is fully funded from restricted use sources.</i>			
996042	Regional Coordinator, College Readiness/Retention Programs Vacant			1.00	44,690
		<i>This position is fully funded from restricted use sources.</i>			
996160	Site Coordinator Phillips, Shaunita		12	1.00	44,082
		<i>This position is fully funded from restricted use sources.</i>			
996608	Database Coordinator Vacant			1.00	39,000
		<i>This position is fully funded from restricted use sources.</i>			
996832	Academic Advisor, Senior Lucas, Maria		12	1.00	44,541
		<i>This position is fully funded from restricted use sources.</i>			
996838	Academic Advisor Brewster, Katherine		12	1.00	42,420
		<i>This position is fully funded from restricted use sources.</i>			
996853	Director Technology Development/Special Programs Jonas, Paul		12	1.00	260,000
		<i>This position is fully funded from restricted use sources.</i>			
996876	Executive Director College Readiness/Retention Programs Harris, Riccardo		12	1.00	73,556
		<i>This position is fully funded from restricted use sources.</i>			
996930	IDP Executive Director Technology Transfer and Commercialization Gerlach, Robert		12	0.57	102,661
		<i>This position is fully funded from restricted use sources.</i>			
996938	Assistant Professor				

**W.S.U ANNUAL BUDGET**  
**7RAL - Div of Research**  
**For Fiscal Year 2025**

Account Code	Position Number	Name or Account Description	Months	2025 Adopted	
				Budget FTE	Amount
		Long, David <i>This position is fully funded from restricted use sources.</i>	9	1.00	104,030
	996959	Academic Advisor, Lead Blackerby, Angela <i>This position is fully funded from restricted use sources.</i>	12	1.00	48,985
	997002	Student Program Coordinator Brady-Wark, Katherine <i>This position is fully funded from restricted use sources.</i>	12	1.00	47,622
	997034	Scholarship Coordinator Schwasinger, Richard <i>This position is fully funded from restricted use sources.</i>	12	1.00	47,061
	997038	Business Consultant Vacant <i>This position is fully funded from restricted use sources.</i>		1.00	60,600
	997039	Administrative Specialist Vacant <i>This position is fully funded from restricted use sources.</i>		1.00	34,299
	997046	Program Manager, College Readiness/Retention Programs Veasey, Derrick <i>This position is fully funded from restricted use sources.</i>	12	1.00	47,470
	997047	College Access Advisor Vacant <i>This position is fully funded from restricted use sources.</i>		1.00	38,812
	997071	Client Services Coordinator Uhler, Bethany <i>This position is fully funded from restricted use sources.</i>	12	1.00	41,184
	997079	Research Scientist, Biology Butnev, Vladimir <i>This position is fully funded from restricted use sources.</i>	12	1.00	52,932
	997089	College Access Advisor Vacant <i>This position is fully funded from restricted use sources.</i>		1.00	35,568
	997093	Program Manager, Database Management Feeney, Travis <i>This position is fully funded from restricted use sources.</i>	12	1.00	49,692
	997099	Program Director, College Readiness/Retention Programs Hicks, Rhonda <i>This position is fully funded from restricted use sources.</i>	12	1.00	75,357
	997124	IDP Associate Vice President Strategic Communications and Marketin Friess, Tracee <i>This position is fully funded from restricted use sources.</i>	12	0.27	51,958
	997171	Associate Professor Asmatulu, Eylem <i>This position is fully funded from restricted use sources.</i>	9	0.18	19,525
	997178	Associate Professor Dutta, Atri <i>This position is fully funded from restricted use sources.</i>	9	0.22	25,323

**W.S.U ANNUAL BUDGET**  
**7RAL - Div of Research**  
**For Fiscal Year 2025**

Account Code	Position Number	Name or Account Description	Months	2025 Adopted	
				Budget FTE	Amount
	997198	Site Coordinator Spires, Brittany <i>This position is fully funded from restricted use sources.</i>	12	1.00	41,033
	997218	College Access Advisor Vacant <i>This position is fully funded from restricted use sources.</i>		1.00	38,812
	997248	Postdoctoral Researcher Abeygunawardane, Saranga <i>This position is fully funded from restricted use sources.</i>	12	1.00	64,186
	997250	College Access Advisor Vacant <i>This position is fully funded from restricted use sources.</i>		1.00	38,345
	997257	Regional Coordinator, College Readiness/Retention Programs Vacant <i>This position is fully funded from restricted use sources.</i>		1.00	43,293
	997262	Regional Coordinator, College Readiness/Retention Programs Vacant <i>This position is fully funded from restricted use sources.</i>		1.00	43,916
	997267	Research Scientist, Biology Vacant <i>This position is fully funded from restricted use sources.</i>		1.00	52,093
	997272	Research Laboratory Manager, Biology White, William <i>This position is fully funded from restricted use sources.</i>	12	1.00	46,564
	997277	Director Recruitment and Outreach Williams, Terrance <i>This position is fully funded from restricted use sources.</i>	12	1.00	54,251
	997289	Research Scientist, Biology May, Jeffrey <i>This position is fully funded from restricted use sources.</i>	12	1.00	85,862
	997326	Research Scientist, Biology Li, Yongchao <i>This position is fully funded from restricted use sources.</i>	12	1.00	43,870
	997339	Student Program Coordinator Bush, Alishia <i>This position is fully funded from restricted use sources.</i>	12	1.00	41,032
	997378	Program Director, College Readiness/Retention Programs Berg, Lorene <i>This position is fully funded from restricted use sources.</i>	12	1.00	53,530
	997408	Project and Office Coordinator Tessendorf, Larissa <i>This position is fully funded from restricted use sources.</i>	12	1.00	45,469
	997446	Partner Relations Coordinator Redmond, Tonya <i>This position is fully funded from restricted use sources.</i>	12	0.25	11,846
	997486	Program Director, College Readiness/Retention Programs Williams, Carla <i>This position is fully funded from restricted use sources.</i>	12	1.00	54,799

**W.S.U ANNUAL BUDGET**  
**7RAL - Div of Research**  
**For Fiscal Year 2025**

Account Code	Position Number	Name or Account Description	Months	2025 Adopted	
				Budget FTE	Amount
	997501	Administrative Assistant Vacant <i>This position is fully funded from restricted use sources.</i>		1.00	30,139
	997506	College Access Advisor Thompson, Shauntelle <i>This position is fully funded from restricted use sources.</i>	12	1.00	45,137
	997537	Administrative Specialist Vacant <i>This position is fully funded from restricted use sources.</i>		1.00	35,235
	997621	Professor Asmatulu, Ramazan <i>This position is fully funded from restricted use sources.</i>	9	0.13	18,620
	997643	College Access Advisor Vacant <i>This position is fully funded from restricted use sources.</i>		1.00	38,812
	997660	Professor Weheba, Gamal <i>This position is fully funded from restricted use sources.</i>	9	0.90	114,235
	997662	Professor Yildirim, Mehmet <i>This position is fully funded from restricted use sources.</i>	9	0.14	19,544
	997711	SrVP/Ind&DefPrgs/ExecDirNIAR Tomblin, John <i>This position is fully funded from restricted use sources.</i>	12	0.04	22,217
	997724	Professor Bagai, Rajiv <i>This position is fully funded from restricted use sources.</i>	9	0.18	23,504
	997822	Academic Advisor, Senior Berry, Shelby <i>This position is fully funded from restricted use sources.</i>	12	1.00	44,440
	997894	Professor Yang, Chihdar <i>This position is fully funded from restricted use sources.</i>	9	0.13	17,598
	997901	Regional Director Kansas SBDC Willett, Brandy <i>This position is fully funded from restricted use sources.</i>	12	1.00	88,505
	997925	Grants Coordinator Yonai, Amy <i>This position is fully funded from restricted use sources.</i>	12	1.00	44,096
	998344	Associate Professor Yihun, Yimesker <i>This position is fully funded from restricted use sources.</i>	9	0.22	25,321
	998348	Associate Professor Hwang, Gisuk <i>This position is fully funded from restricted use sources.</i>	9	0.18	21,263
	998351	Professor Gupta, Deepak	9	0.47	65,468

**W.S.U ANNUAL BUDGET  
7RAL - Div of Research  
For Fiscal Year 2025**

Account Code	Position Number	Name or Account Description	Months	2025 Adopted	
				Budget FTE	Amount
		<i>This position is fully funded from restricted use sources.</i>			
	998378	Associate Professor Asaduzzaman, A <i>This position is fully funded from restricted use sources.</i>	9	0.15	18,641
	998381	Associate Professor Kliment, Linda <i>This position is fully funded from restricted use sources.</i>	9	0.18	20,333
	998388	Professor Myose, Roy <i>This position is fully funded from restricted use sources.</i>	9	0.10	14,021
	998434	Assistant Professor Boldsaikhan, Enkhsaikhan <i>This position is fully funded from restricted use sources.</i>	9	1.00	104,030
	998613	Marketing and Communications Director Lamunyon, Leah <i>This position is fully funded from restricted use sources.</i>	12	1.00	75,750
	998622	Lab Coordinator, Engineering Hostetter, Harold <i>This position is fully funded from restricted use sources.</i>	12	1.00	52,000
	998665	IDP Project Manager Myrtle, Angela <i>This position is fully funded from restricted use sources.</i>	12	0.95	75,589
	998803	Program Director, College Readiness/Retention Programs Lyday, Stacia <i>This position is fully funded from restricted use sources.</i>	12	1.00	61,505
	998872	Program Director Bennett, Teresa <i>This position is fully funded from restricted use sources.</i>	12	1.00	101,535
	998908	Administrative Specialist Hallberg, Kayleen <i>This position is fully funded from restricted use sources.</i>	12	1.00	36,878
	998992	College Access Advisor Vacant <i>This position is fully funded from restricted use sources.</i>		1.00	35,568
	999018	Associate Vice President Strategic Initiatives Franklin, Debra <i>This position is fully funded from restricted use sources.</i>	12	0.95	176,225
	999034	College Access Advisor Vacant <i>This position is fully funded from restricted use sources.</i>		1.00	37,865
	999044	Academic Advisor Vacant <i>This position is fully funded from restricted use sources.</i>		1.00	38,813
	999088	AMP General Manager Jonas, Andrew <i>This position is fully funded from restricted use sources.</i>	12	0.94	143,782
	999101	Great Plains Mission Acceleration Center Director			

**W.S.U ANNUAL BUDGET  
7RAL - Div of Research  
For Fiscal Year 2025**

Account Code	Position Number	Name or Account Description	Months	2025 Adopted	
				Budget FTE	Amount
		Vacant <i>This position is fully funded from restricted use sources.</i>	12	1.00	215,000
999127		FirePoint Business and Operations Manager Vacant <i>This position is fully funded from restricted use sources.</i>	12	1.00	91,936
999155		College Access Advisor Vacant <i>This position is fully funded from restricted use sources.</i>		1.00	38,950
999174		Database Assistant Bennett, Kelli <i>This position is fully funded from restricted use sources.</i>	12	1.00	40,518
999201		Administrative Specialist Muiruri, Ruby <i>This position is fully funded from restricted use sources.</i>	12	1.00	36,878
999231		Database Coordinator Vacant <i>This position is fully funded from restricted use sources.</i>		1.00	45,718
999253		Student Program Coordinator Williams, Larry <i>This position is fully funded from restricted use sources.</i>	12	1.00	41,059
999257		Site Coordinator Hart, Devin <i>This position is fully funded from restricted use sources.</i>	12	1.00	43,481
999259		Site Coordinator Vacant <i>This position is fully funded from restricted use sources.</i>		1.00	42,025
999263		Site Coordinator Vacant <i>This position is fully funded from restricted use sources.</i>		1.00	44,588
999281		College Access Advisor Bonham, Tegan <i>This position is fully funded from restricted use sources.</i>	12	1.00	39,636
999385		Program Director, College Readiness/Retention Programs Wright, Janice <i>This position is fully funded from restricted use sources.</i>	12	1.00	63,669
999834		Postdoctoral Researcher Dolce, Michael <i>This position is fully funded from restricted use sources.</i>	12	1.00	60,600
999939		Postdoctoral Researcher Vacant <i>This position is fully funded from restricted use sources.</i>		1.00	40,000
999949		College Access Coordinator Vacant <i>This position is fully funded from restricted use sources.</i>		1.00	40,857
999955		College Access Advisor Haefele, Emily <i>This position is fully funded from restricted use sources.</i>	12	1.00	39,636

**W.S.U ANNUAL BUDGET**  
**7RAL - Div of Research**  
**For Fiscal Year 2025**

Account Code	Position Number	Name or Account Description	Months	2025 Adopted	
				Budget FTE	Amount
	999964	Regional Coordinator, College Readiness/Retention Programs Vacant <i>This position is fully funded from restricted use sources.</i>		1.00	43,293
	999971	College Access Advisor Poletok, Jacob <i>This position is fully funded from restricted use sources.</i>	12	1.00	39,636
	999987	AMP Quality Manager Deegan, Denny <i>This position is fully funded from restricted use sources.</i>	12	0.90	115,318
	999995	College Access Advisor Vacant <i>This position is fully funded from restricted use sources.</i>		1.00	37,792
1116		27th Pay Period Unclassified Sal			-
1110		Uncl-Salaries-Seasonal and Temp			729,944
1115		Unclassified Salaries-Add'l Comp			993,282
1180		Unclassified Salaries-Lecturer			8,000
1190		Unclassified Salaries-Vacation			103,540
1160		Unclass Sal-OT/Comp/AHR			23,722
1120		Grad Assistants-Indirect Instruct			62,000
1150		Grad Assistants-Direct Instruction			158,000
1130		Grad Assistants-Research			1,770,422
1140		Grad Assistants-Other			65,000
<b>Total Unclassified Salaries</b>				<b>183.26</b>	<b>15,958,962</b>
<b>Total Unclassified Salaries by Fund</b>					
K60012		Kan-Grow Engineering Fund-Year 12		-	-
K60013		Kan-Grow Engineering Fund-Year 13		25.18	2,048,377
D99998		Restr Fees TM1 Budget Load ONLY		-	39,273
M52807		RU CS Industry Resilience		0.20	59,562
M52966		RU CS DM CSP		0.02	10,611
M53333		RU CS Governance BBB II		0.27	31,710
D99997		Restr Fees Res Budget Load ONLY		-	436,851
R51802		SR FSH GlycoFormA YR3 2/1/18-1/31/1		-	-
R53130		SR UAS IPP		-	-
R53448		SR KSBDC CY2023 KDOC Award		1.00	47,450
R54075		Suspenders4Hope Community Substance		1.00	38,865
R54203		SR Building Power & Equity Partners		0.75	56,494
C52995		RU CS Wichita Entrepreneurship Coal		0.10	18,128
C53333		RU CS Governance BBB II		0.15	11,935
C53447		RU CS WSU KSBDC CY2023		-	-
C53449		RU CS SBA FAST		0.25	37,038
C53534		RU CS APEX Accelerator		0.90	60,810
C54192		RU CS WSU KSBDC CY2024		1.31	108,857
D10438		SRO Trio Program		1.00	57,570
D10555		SRO Corinne Nilsen		12.00	566,606
D11071		SRO ORA Startup Gong M		-	-
D11072		SRO ORA Startup Mitchell-Koch K		-	-
D11135		SRO Startup Alexandre Shvartsburg		-	-
D11311		SRO Firepoint Innovations		0.10	6,365
D11460		SRO Startup Dr. Coleen Pugh		2.00	99,022
D99996		Spon Res OH Budget Load ONLY		-	612,654
D99999		RU Research TM1 Budget Load ONLY		-	2,825,132
R51744		SR NIH PO1 Core A WSU		-	-
R51863		SR KSU/NIH-Small Molecule Protease		1.00	53,902
R52113		SR Amd 119 Admin of the CECAM		0.04	8,412
R52545		SR KSGC WSU Central Office		1.00	45,032
R52605		SR Amd 6 Emerging Metallic Struct		0.10	26,003
R52661		SR FirePoint Innovations: CPO4		0.13	23,001
R52673		SR DOJ#WSUWeSupportU Sexual Violenc		1.00	47,528



**W.S.U ANNUAL BUDGET**  
**7RAL - Div of Research**  
**For Fiscal Year 2025**

Account Code	Position Number	Name or Account Description	Months	2025 Adopted	
				Budget FTE	Amount
R52802		SR_CAREER: Towards Privacy-Preservi		1.00	40,000
R52807		SR Industry Resilience		0.56	118,855
R52860		SR Kansas Children's Cabinet Year 3		0.50	18,564
R52882		SR One Workforce Grant Program Svcs		0.55	40,853
R52899		SR KS Kids @ Gear Up 2022 year 7		19.50	760,892
R52938		SR SAMHSA Substance Abuse Mental		1.00	44,990
R52940		SR FirePoint Innovations CPO5		10.37	1,653,513
R52941		SR FirePoint Innov. CPO5, Sore 26		0.61	158,600
R52966		SR Defense Manufacturing Community		0.76	77,067
R52992		SR KSU NIH Small Molecule Inhibitor		-	-
R52995		SR Wichita Entrepreneurship Coal		0.05	9,275
R53010		SR McNair Postbaccalaureate Achieve		1.00	40,000
R53092		SR FirePoint Innov: CPO4 Sore27		0.20	44,148
R53093		SR FirePoint Innovations: CPO6		0.15	32,272
R53102		SR Driving Adoption SMT		0.14	13,367
R53194		SR Measuring Neutrino Interaction		1.00	60,600
R53225		SR RII Track-1: Adaptive and Resili		1.00	64,186
R53264		SR Providing Integrated Technical		0.25	19,948
R53270		SR Education Resource Distribution		2.70	176,919
R53303		SR TRIO Talent Search		-	-
R53304		SR TRIO Talent Search - South		-	-
R53305		SR TRIO Disability Support Services		-	-
R53306		SR Innovation and Collaboration Pro		0.05	9,002
R53311		SR Upward Bound Wichita Prep		-	-
R53331		SR Wichita State University Educati		0.75	30,498
R53333		SR Governance BBB II		1.35	175,119
R53335		SR Smart Manu BBB II		1.84	259,100
R53347		SR Smart Manu BBB II		0.60	47,741
R53349		SR West GU 9/26/22 to 9/25/23		3.00	116,683
R53350		SR Southeast GU 9/26/22 to 9/25/23		3.00	132,331
R53368		SR WSU Upward Bound Communications		1.00	30,139
R53369		SR Upward Bound Math Science Center		-	-
R53374		SR FirePoint In. CPO5, Sore 26, M17		0.04	6,947
R53375		SR FirePoint Innov: CPO4 Sore24		0.05	4,597
R53377		SR EPA H2O Community Solutions		0.20	15,957
R53379		SR R53136, CLIN 3A, Software Sustai		-	-
R53426		SR Student Support Services YR 3		-	-
R53428		SR FirePoint Innovations CPO9		0.16	27,016
R53431		SR FirePoint Innov: CPO4 Sore27		0.05	10,750
R53437		SR Wichita State University Veteran		-	-
R53439		SR FirePoint Innovations CPO12		0.67	108,524
R53441		SR FirePoint Innovations CPO10		0.15	26,097
R53447		SR WSU KSBDC CY2023		1.00	47,450
R53449		SR SBA FAST		0.25	26,780
R53464		SR - Haysville GEAR UP Year 5		1.00	40,000
R53481		SR R43501 Amd 185 Admin of CECAM		0.23	43,546
R53487		SR Grazing Intensity Assess		1.00	45,450
R53489		SR FirePoint Innov CPO8, Sore 40		0.32	54,032
R53491		SR FirePoint Innov: CPO6, Sore44		0.09	15,327
R53507		SR FirePoint Innov: CPO6, Sore48		0.02	2,252
R53526		SR FirePoint Innov. CPO5, Sore 31		0.12	17,566
R53527		SR FirePoint Innov CPO10 SORE 47		0.15	26,097
R53530		SR McNair Postbaccalaureate Achieve		-	-
R53534		SR APEX Accelerator		3.60	243,241
R53542		SR BIL EFC DW		0.50	39,895
R53649		SR EJ TCTAC Environmental Justice		5.79	298,200
R53650		SR EJ TCTAC Energy Justice		0.21	13,150
R53651		SR NIH P01 Core A WSU		1.20	61,268
R53652		SR NIH PO1 Core B WSU		2.70	156,067
R53657		SR NIH PO1 Project 4- WSU		2.10	108,082
R53668		SR WSU Upward Bound Communications		2.00	103,456
R53737		SR Student Support Services YR 4		5.00	241,922
R53793		SR FP CPO4 SORE 27 EXT 2		0.05	3,262

**W.S.U ANNUAL BUDGET**  
**7RAL - Div of Research**  
**For Fiscal Year 2025**

Account Code	Position Number	Name or Account Description	Months	2025 Adopted	
				Budget FTE	Amount
R53799		SR MAC		0.95	133,000
R53804		SR TRIO Disability Support Services		4.00	174,475
R53863		SR FP CPO5 SORE 31 EXT 2		0.09	5,871
R53864		SR FP CPO 5 SORE51		0.03	1,957
R53865		SR FP CPO5 SORE 31 EXT		0.08	5,219
R53873		SR TRIO Talent Search		7.00	354,839
R53874		SR TRIO Talent Search - South		2.00	83,457
R53876		SR FP CPO8 Sore40 ext		0.02	1,305
R53880		SR Wichita State University Educati		5.00	238,941
R53892		SR Upward Bound Wichita Prep		4.00	213,682
R53999		SR West GU 9/26/23 to 9/25/24		4.25	225,807
R54000		SR Southeast GU 9/26/23 to 9/25/24		3.75	192,664
R54002		SR-Haysville GEAR UP Year 6		7.00	294,450
R54004		SR- Anchors and Bridges: Utilizing		0.01	712
R54006		SR-Veterans Upward Bound Program		4.00	183,212
R54024		SR McNair Postbaccalaureate Achieve		3.00	133,453
R54042		SR Upward Bound Math Science Center		4.00	174,757
R54044		SR-Improving Healthcare Language AC		2.24	151,861
R54060		SR FP SORE 47 FS Phase 3		0.07	4,566
R54062		SR FP SORE 47 FS UI		0.01	652
R54192		SR WSU KSBDC CY2024		0.69	45,299
<b>Total Unclassified Salaries by Fund</b>				<b>183.26</b>	<b>15,958,962</b>

**STUDENT ASSISTANTS AND BENEFITS**

1200	Student Salaries-Regular	922,683
1210	Student Salaries-WS-WSU Match	-
1220	Student Sal-Workstudy Federal	-
1760	State Leave Pymt Assessment	114,307
1780	Parking Fee	6
1810	KPERS Retirement	9,603
1830	Regents Retirement	812,645
1850	TIAA Disability	130,752
1911	Medicare	197,782
1912	OASDI	808,579
1925	Grad Assistant Grp Health Ins	113,000
1750	Dependent Health Insurance	138,834
1950	Single Group Health Insurance	850,788
1970	Workers Compensation	43,467
1980	Unemployment Compensation	9,554
<b>Total Students and Fringe Benefits</b>		<b>4,152,000</b>

**Total Students and Fringe Benefits by Fund**

K60012	Kan-Grow Engineering Fund-Year 12	-
K60013	Kan-Grow Engineering Fund-Year 13	598,595
D99998	Restr Fees TM1 Budget Load ONLY	42,128
M52807	RU CS Industry Resilience	8,736
M52966	RU CS DMCSF	1,745
M53333	RU CS Governance BBB II	8,409
D99997	Restr Fees Res Budget Load ONLY	126,347
R51802	SR FSH GlycoFormA YR3 2/1/18-1/31/1	-
R53130	SR UAS IPP	-
R53448	SR KSBDC CY2023 KDOC Award	4,610
R54075	Suspenders4Hope Community Substance	16,404
R54203	SR Building Power & Equity Partners	8,343
C52995	RU CS Wichita Entrepreneurship Coal	4,612
C53333	RU CS Governance BBB II	3,583
C53447	RU CS WSU KSBDC CY2023	-
C53449	RU CS SBA FAST	9,738
C53534	RU CS APEX Accelerator	19,362
C54192	RU CS WSU KSBDC CY2024	32,043
D10438	SRO Trio Program	19,846
D10555	SRO Corinne Nilsen	84,816
D11071	SRO ORA Startup Gong M	-

**W.S.U ANNUAL BUDGET**  
**7RAL - Div of Research**  
**For Fiscal Year 2025**

Account Code	Position Number	Name or Account Description	Months	2025 Adopted	
				Budget FTE	Amount
D11072		SRO ORA Startup Mitchell-Koch K			-
D11135		SRO Startup Alexandre Shvartsburg			-
D11311		SRO Firepoint Innovations			2,520
D11460		SRO Startup Dr. Coleen Pugh			23,360
D99996		Spon Res OH Budget Load ONLY			128,880
D99999		RU Research TM1 Budget Load ONLY			919,549
R51744		SR NIH PO1 Core A WSU			-
R51863		SR KSU/NIH-Small Molecule Protease			5,234
R52113		SR Amd 119 Admin of the CECAM			2,079
R52545		SR KSGC WSU Central Office			4,372
R52605		SR Amd 6 Emerging Metallic Struct			5,559
R52661		SR FirePoint Innovations: CPO4			4,399
R52673		SR DOJ#WSUWeSupportU Sexual Violenc			4,615
R52802		SR_CAREER: Towards Privacy-Preservi			3,882
R52807		SR Industry Resilience			20,097
R52860		SR Kansas Children's Cabinet Year 3			1,804
R52882		SR One Workforce Grant Program Svcs			14,710
R52899		SR KS Kids @ Gear Up 2022 year 7			73,897
R52938		SR SAMHSA Substance Abuse Mental			4,368
R52940		SR FirePoint Innovations CPO5			351,028
R52941		SR FirePoint Innov. CPO5, Sore 26			33,863
R52966		SR Defense Manufacturing Community			24,172
R52992		SR KSU NIH Small Molecule Inhibitor			-
R52995		SR Wichita Entrepreneurship Coal			2,117
R53010		SR McNair Postbaccalaureate Achieve			3,882
R53092		SR FirePoint Innov: CPO4 Sore27			8,576
R53093		SR FirePoint Innovations: CPO6			6,732
R53102		SR Driving Adoption SMT			4,354
R53194		SR Measuring Neutrino Interaction			20,406
R53225		SR RII Track-1: Adaptive and Resili			11,687
R53264		SR Providing Integrated Technical			5,976
R53270		SR Education Resource Distribution			64,879
R53303		SR TRIO Talent Search			-
R53304		SR TRIO Talent Search - South			-
R53305		SR TRIO Disability Support Services			-
R53306		SR Innovation and Collaboration Pro			1,617
R53311		SR Upward Bound Wichita Prep			-
R53331		SR Wichita State University Educati			5,555
R53333		SR Governance BBB II			47,154
R53335		SR Smart Manu BBB II			72,168
R53347		SR Smart Manu BBB II			14,318
R53349		SR West GU 9/26/22 to 9/25/23			11,329
R53350		SR Southeast GU 9/26/22 to 9/25/23			12,850
R53368		SR WSU Upward Bound Communications			2,930
R53369		SR Upward Bound Math Science Center			-
R53374		SR FirePoint In. CPO5, Sore 26, M17			1,269
R53375		SR FirePoint Innov: CPO4 Sore24			449
R53377		SR EPA H2O Community Solutions			4,780
R53379		SR R53136, CLIN 3A, Software Sustai			-
R53426		SR Student Support Services YR 3			-
R53428		SR FirePoint Innovations CPO9			2,357
R53431		SR FirePoint Innov: CPO4 Sore27			911
R53437		SR Wichita State University Veteran			-
R53439		SR FirePoint Innovations CPO12			20,585
R53441		SR FirePoint Innovations CPO10			2,266
R53447		SR WSU KSBDC CY2023			4,610
R53449		SR SBA FAST			8,047
R53464		SR - Haysville GEAR UP Year 5			3,882
R53481		SR R43501 Amd 185 Admin of CECAM			10,733
R53487		SR Grazing Intensity Assess			17,604
R53489		SR FirePoint Innov CPO8, Sore 40			4,708
R53491		SR FirePoint Innov: CPO6, Sore44			2,286
R53507		SR FirePoint Innov: CPO6, Sore48			223

**W.S.U ANNUAL BUDGET**  
**7RAL - Div of Research**  
**For Fiscal Year 2025**

Account Code	Position Number	Name or Account Description	Months	2025 Adopted	
				Budget FTE	Amount
R53526		SR FirePoint Innov. CPO5, Sore 31			3,225
R53527		SR FirePoint Innov CPO10 SORE 47			2,266
R53530		SR McNair Postbaccalaureate Achieve			-
R53534		SR APEX Accelerator			77,385
R53542		SR BIL EFC DW			11,948
R53649		SR EJ TCTAC Environmental Justice			51,174
R53650		SR EJ TCTAC Energy Justice			4,357
R53651		SR NIH P01 Core A WSU			20,504
R53652		SR NIH PO1 Core B WSU			33,317
R53657		SR NIH PO1 Project 4- WSU			38,384
R53668		SR WSU Upward Bound Communications			37,546
R53737		SR Student Support Services YR 4			72,162
R53793		SR FP CPO4 SORE 27 EXT 2			319
R53799		SR MAC			33,081
R53804		SR TRIO Disability Support Services			51,440
R53863		SR FP CPO5 SORE 31 EXT 2			573
R53864		SR FP CPO 5 SORE51			194
R53865		SR FP CPO5 SORE 31 EXT			510
R53873		SR TRIO Talent Search			112,505
R53874		SR TRIO Talent Search - South			21,408
R53876		SR FP CPO8 Sore40 ext			129
R53880		SR Wichita State University Educati			65,855
R53892		SR Upward Bound Wichita Prep			75,308
R53999		SR West GU 9/26/23 to 9/25/24			92,893
R54000		SR Southeast GU 9/26/23 to 9/25/24			62,477
R54002		SR-Haysville GEAR UP Year 6			79,256
R54004		SR- Anchors and Bridges: Utilizing			134
R54006		SR-Veterans Upward Bound Program			59,566
R54024		SR McNair Postbaccalaureate Achieve			44,361
R54042		SR Upward Bound Math Science Center			59,867
R54044		SR-Improving Healthcare Language AC			25,712
R54060		SR FP SORE 47 FS Phase 3			447
R54062		SR FP SORE 47 FS UI			67
R54192		SR WSU KSBDC CY2024			14,690
R40041		Federal Work Study Program			-
<b>Total Students and Fringe Benefits</b>					<b>4,152,000</b>
<b>Total Salaries and Fringe Benefits</b>				<b>183.26</b>	<b>20,111,962</b>
<b>Total Salaries and Fringe Benefits by Fund</b>					
K60012		Kan-Grow Engineering Fund-Year 12		-	-
K60013		Kan-Grow Engineering Fund-Year 13		25.18	2,646,972
D99998		Restr Fees TM1 Budget Load ONLY		-	81,401
M52807		RU CS Industry Resilience		0.20	68,297
M52966		RU CS DM CSP		0.02	12,356
M53333		RU CS Governance BBB II		0.27	40,119
D99997		Restr Fees Res Budget Load ONLY		-	563,198
R51802		SR FSH GlycoFormA YR3 2/1/18-1/31/1		-	-
R53130		SR UAS IPP		-	-
R53448		SR KSBDC CY2023 KDOC Award		1.00	52,060
R54075		Suspenders4Hope Community Substance		1.00	55,269
R54203		SR Building Power & Equity Partners		0.75	64,837
C52995		RU CS Wichita Entrepreneurship Coal		0.10	22,740
C53333		RU CS Governance BBB II		0.15	15,518
C53447		RU CS WSU KSBDC CY2023		-	-
C53449		RU CS SBA FAST		0.25	46,776
C53534		RU CS APEX Accelerator		0.90	80,172
C54192		RU CS WSU KSBDC CY2024		1.31	140,900
D10438		SRO Trio Program		1.00	77,416
D10555		SRO Corinne Nilsen		12.00	651,422
D11071		SRO ORA Startup Gong M		-	-
D11072		SRO ORA Startup Mitchell-Koch K		-	-
D11135		SRO Startup Alexandre Shvartsburg		-	-

**W.S.U ANNUAL BUDGET**  
**7RAL - Div of Research**  
**For Fiscal Year 2025**

Account Code	Position Number	Name or Account Description	Months	2025 Adopted	
				Budget FTE	Amount
D11311		SRO Firepoint Innovations		0.10	8,885
D11460		SRO Startup Dr. Coleen Pugh		2.00	122,382
D99996		Spon Res OH Budget Load ONLY		-	741,534
D99999		RU Research TM1 Budget Load ONLY		-	3,745,681
R51744		SR NIH PO1 Core A WSU		-	-
R51863		SR KSU/NIH-Small Molecule Protease		1.00	59,136
R52113		SR Amd 119 Admin of the CECAM		0.04	10,491
R52545		SR KSGC WSU Central Office		1.00	49,404
R52605		SR Amd 6 Emerging Metallic Struct		0.10	31,562
R52661		SR FirePoint Innovations: CPO4		0.13	27,400
R52673		SR DOJ#WSUWeSupportU Sexual Violenc		1.00	52,143
R52802		SR_CAREER: Towards Privacy-Preservi		1.00	43,882
R52807		SR Industry Resilience		0.56	138,952
R52860		SR Kansas Children's Cabinet Year 3		0.50	20,368
R52882		SR One Workforce Grant Program Svcs		0.55	55,563
R52899		SR KS Kids @ Gear Up 2022 year 7		19.50	834,789
R52938		SR SAMHSA Substance Abuse Mental		1.00	49,358
R52940		SR FirePoint Innovations CPO5		10.37	2,004,541
R52941		SR FirePoint Innov. CPO5, Sore 26		0.61	192,463
R52966		SR Defense Manufacturing Community		0.76	101,239
R52992		SR KSU NIH Small Molecule Inhibitor		-	-
R52995		SR Wichita Entrepreneurship Coal		0.05	11,392
R53010		SR McNair Postbaccalaureate Achieve		1.00	43,882
R53092		SR FirePoint Innov: CPO4 Sore27		0.20	52,724
R53093		SR FirePoint Innovations: CPO6		0.15	39,004
R53102		SR Driving Adoption SMT		0.14	17,721
R53194		SR Measuring Neutrino Interaction		1.00	81,006
R53225		SR RII Track-1: Adaptive and Resili		1.00	75,873
R53264		SR Providing Integrated Technical		0.25	25,924
R53270		SR Education Resource Distribution		2.70	241,798
R53303		SR TRIO Talent Search		-	-
R53304		SR TRIO Talent Search - South		-	-
R53305		SR TRIO Disability Support Services		-	-
R53306		SR Innovation and Collaboration Pro		0.05	10,619
R53311		SR Upward Bound Wichita Prep		-	-
R53331		SR Wichita State University Educati		0.75	36,053
R53333		SR Governance BBB II		1.35	222,273
R53335		SR Smart Manu BBB II		1.84	331,268
R53347		SR Smart Manu BBB II		0.60	62,058
R53349		SR West GU 9/26/22 to 9/25/23		3.00	128,012
R53350		SR Southeast GU 9/26/22 to 9/25/23		3.00	145,181
R53368		SR WSU Upward Bound Communications		1.00	33,069
R53369		SR Upward Bound Math Science Center		-	-
R53374		SR FirePoint In. CPO5, Sore 26, M17		0.04	8,215
R53375		SR FirePoint Innov: CPO4 Sore24		0.05	5,046
R53377		SR EPA H2O Community Solutions		0.20	20,737
R53379		SR R53136, CLIN 3A, Software Sustai		-	-
R53426		SR Student Support Services YR 3		-	-
R53428		SR FirePoint Innovations CPO9		0.16	29,373
R53431		SR FirePoint Innov: CPO4 Sore27		0.05	11,661
R53437		SR Wichita State University Veteran		-	-
R53439		SR FirePoint Innovations CPO12		0.67	129,109
R53441		SR FirePoint Innovations CPO10		0.15	28,363
R53447		SR WSU KSBDC CY2023		1.00	52,060
R53449		SR SBA FAST		0.25	34,827
R53464		SR - Haysville GEAR UP Year 5		1.00	43,882
R53481		SR R43501 Amd 185 Admin of CECAM		0.23	54,279
R53487		SR Grazing Intensity Assess		1.00	63,054
R53489		SR FirePoint Innov CPO8, Sore 40		0.32	58,740
R53491		SR FirePoint Innov: CPO6, Sore44		0.09	17,613
R53507		SR FirePoint Innov: CPO6, Sore48		0.02	2,475
R53526		SR FirePoint Innov. CPO5, Sore 31		0.12	20,791
R53527		SR FirePoint Innov CPO10 SORE 47		0.15	28,363

**W.S.U ANNUAL BUDGET**  
**7RAL - Div of Research**  
**For Fiscal Year 2025**

Account Code	Position Number	Name or Account Description	Months	2025 Adopted	
				Budget FTE	Amount
R53530		SR McNair Postbaccalaureate Achieve		-	-
R53534		SR APEX Accelerator		3.60	320,626
R53542		SR BIL EFC DW		0.50	51,843
R53649		SR EJ TCTAC Environmental Justice		5.79	349,374
R53650		SR EJ TCTAC Energy Justice		0.21	17,507
R53651		SR NIH P01 Core A WSU		1.20	81,772
R53652		SR NIH PO1 Core B WSU		2.70	189,384
R53657		SR NIH PO1 Project 4- WSU		2.10	146,466
R53668		SR WSU Upward Bound Communications		2.00	141,002
R53737		SR Student Support Services YR 4		5.00	314,084
R53793		SR FP CPO4 SORE 27 EXT 2		0.05	3,581
R53799		SR MAC		0.95	166,081
R53804		SR TRIO Disability Support Services		4.00	225,915
R53863		SR FP CPO5 SORE 31 EXT 2		0.09	6,444
R53864		SR FP CPO 5 SORE51		0.03	2,151
R53865		SR FP CPO5 SORE 31 EXT		0.08	5,729
R53873		SR TRIO Talent Search		7.00	467,344
R53874		SR TRIO Talent Search - South		2.00	104,865
R53876		SR FP CPO8 Sore40 ext		0.02	1,434
R53880		SR Wichita State University Educati		5.00	304,796
R53892		SR Upward Bound Wichita Prep		4.00	288,990
R53999		SR West GU 9/26/23 to 9/25/24		4.25	318,700
R54000		SR Southeast GU 9/26/23 to 9/25/24		3.75	255,141
R54002		SR-Haysville GEAR UP Year 6		7.00	373,706
R54004		SR- Anchors and Bridges: Utilizing		0.01	846
R54006		SR-Veterans Upward Bound Program		4.00	242,778
R54024		SR McNair Postbaccalaureate Achieve		3.00	177,814
R54042		SR Upward Bound Math Science Center		4.00	234,624
R54044		SR-Improving Healthcare Language AC		2.24	177,573
R54060		SR FP SORE 47 FS Phase 3		0.07	5,013
R54062		SR FP SORE 47 FS UI		0.01	719
R54192		SR WSU KSBDC CY2024		0.69	59,989
R40041		Federal Work Study Program		-	-
<b>Total Salaries and Fringe Benefits</b>				<b>183.26</b>	<b>20,111,962</b>
<b>OTHER OPERATING EXPENDITURES (OOE)</b>					
7C	Contractual Services				131,831,250
7F	Commodities				3,424,022
7H	Capital Outlay				25,951,656
7L	Grants Claims & Shared Revenue				45,074,467
7X	Indirect Costs				18,468,016
7Z	Transfers Out				2,711,351
<b>Total OOE</b>					<b>227,460,762</b>
<b>Total OOE by Fund</b>					
K60012	Kan-Grow Engineering Fund-Year 12				-
K60013	Kan-Grow Engineering Fund-Year 13				853,028
D99998	Restr Fees TM1 Budget Load ONLY				11,007,334
D99997	Restr Fees Res Budget Load ONLY				11,138,612
D99996	Spon Res OH Budget Load ONLY				4,053,670
D99999	RU Research TM1 Budget Load ONLY				200,408,118
<b>Total OOE by Fund</b>					<b>227,460,762</b>
<b>Total FTE and Expenditures</b>				<b>183.26</b>	<b>247,572,724</b>
<b>Total FTE and Expenditures by Fund</b>					
K60012	Kan-Grow Engineering Fund-Year 12			-	-
K60013	Kan-Grow Engineering Fund-Year 13			25.18	3,500,000
D99998	Restr Fees TM1 Budget Load ONLY			-	11,088,735
M52807	RU CS Industry Resilience			0.20	68,297
M52966	RU CS DM CSP			0.02	12,356
M53333	RU CS Governance BBB II			0.27	40,119
D99997	Restr Fees Res Budget Load ONLY			-	11,701,810
R51802	SR FSH GlycoFormA YR3 2/1/18-1/31/1			-	-



**W.S.U ANNUAL BUDGET**  
**7RAL - Div of Research**  
**For Fiscal Year 2025**

Account Code	Position Number	Name or Account Description	Months	2025 Adopted	
				Budget FTE	Amount
R53130		SR UAS IPP		-	-
R53448		SR KSBDC CY2023 KDOC Award		1.00	52,060
R54075		Suspenders4Hope Community Substance		1.00	55,269
R54203		SR Building Power & Equity Partners		0.75	64,837
C52995		RU CS Wichita Entrepreneurship Coal		0.10	22,740
C53333		RU CS Governance BBB II		0.15	15,518
C53447		RU CS WSU KSBDC CY2023		-	-
C53449		RU CS SBA FAST		0.25	46,776
C53534		RU CS APEX Accelerator		0.90	80,172
C54192		RU CS WSU KSBDC CY2024		1.31	140,900
D10438		SRO Trio Program		1.00	77,416
D10555		SRO Corinne Nilsen		12.00	651,422
D11071		SRO ORA Startup Gong M		-	-
D11072		SRO ORA Startup Mitchell-Koch K		-	-
D11135		SRO Startup Alexandre Shvartsburg		-	-
D11311		SRO Firepoint Innovations		0.10	8,885
D11460		SRO Startup Dr. Coleen Pugh		2.00	122,382
D99996		Spon Res OH Budget Load ONLY		-	4,795,204
D99999		RU Research TM1 Budget Load ONLY		-	204,153,799
R51744		SR NIH PO1 Core A WSU		-	-
R51863		SR KSU/NIH-Small Molecule Protease		1.00	59,136
R52113		SR Amd 119 Admin of the CECAM		0.04	10,491
R52545		SR KSGC WSU Central Office		1.00	49,404
R52605		SR Amd 6 Emerging Metallic Struct		0.10	31,562
R52661		SR FirePoint Innovations: CPO4		0.13	27,400
R52673		SR DOJ#WSUWeSupportU Sexual Violenc		1.00	52,143
R52802		SR_CAREER: Towards Privacy-Preservi		1.00	43,882
R52807		SR Industry Resilience		0.56	138,952
R52860		SR Kansas Children's Cabinet Year 3		0.50	20,368
R52882		SR One Workforce Grant Program Svcs		0.55	55,563
R52899		SR KS Kids @ Gear Up 2022 year 7		19.50	834,789
R52938		SR SAMHSA Substance Abuse Mental		1.00	49,358
R52940		SR FirePoint Innovations CPO5		10.37	2,004,541
R52941		SR FirePoint Innov. CPO5, Sore 26		0.61	192,463
R52966		SR Defense Manufacturing Community		0.76	101,239
R52992		SR KSU NIH Small Molecule Inhibitor		-	-
R52995		SR Wichita Entrepreneurship Coal		0.05	11,392
R53010		SR McNair Postbaccalaureate Achieve		1.00	43,882
R53092		SR FirePoint Innov: CPO4 Sore27		0.20	52,724
R53093		SR FirePoint Innovations: CPO6		0.15	39,004
R53102		SR Driving Adoption SMT		0.14	17,721
R53194		SR Measuring Neutrino Interaction		1.00	81,006
R53225		SR RII Track-1: Adaptive and Resili		1.00	75,873
R53264		SR Providing Integrated Technical		0.25	25,924
R53270		SR Education Resource Distribution		2.70	241,798
R53303		SR TRIO Talent Search		-	-
R53304		SR TRIO Talent Search - South		-	-
R53305		SR TRIO Disability Support Services		-	-
R53306		SR Innovation and Collaboration Pro		0.05	10,619
R53311		SR Upward Bound Wichita Prep		-	-
R53331		SR Wichita State University Educati		0.75	36,053
R53333		SR Governance BBB II		1.35	222,273
R53335		SR Smart Manu BBB II		1.84	331,268
R53347		SR Smart Manu BBB II		0.60	62,058
R53349		SR West GU 9/26/22 to 9/25/23		3.00	128,012
R53350		SR Southeast GU 9/26/22 to 9/25/23		3.00	145,181
R53368		SR WSU Upward Bound Communications		1.00	33,069
R53369		SR Upward Bound Math Science Center		-	-
R53374		SR FirePoint In. CPO5, Sore 26, M17		0.04	8,215
R53375		SR FirePoint Innov: CPO4 Sore24		0.05	5,046
R53377		SR EPA H2O Community Solutions		0.20	20,737
R53379		SR R53136, CLIN 3A, Software Sustai		-	-
R53426		SR Student Support Services YR 3		-	-

**W.S.U ANNUAL BUDGET**  
**7RAL - Div of Research**  
**For Fiscal Year 2025**

Account Code	Position Number	Name or Account Description	Months	2025 Adopted	
				Budget FTE	Amount
R53428		SR FirePoint Innovations CPO9		0.16	29,373
R53431		SR FirePoint Innov: CPO4 Sore27		0.05	11,661
R53437		SR Wichita State University Veteran		-	-
R53439		SR FirePoint Innovations CPO12		0.67	129,109
R53441		SR FirePoint Innovations CPO10		0.15	28,363
R53447		SR WSU KSBDC CY2023		1.00	52,060
R53449		SR SBA FAST		0.25	34,827
R53464		SR - Haysville GEAR UP Year 5		1.00	43,882
R53481		SR R43501 Amd 185 Admin of CECAM		0.23	54,279
R53487		SR Grazing Intensity Assess		1.00	63,054
R53489		SR FirePoint Innov CPO8, Sore 40		0.32	58,740
R53491		SR FirePoint Innov: CPO6, Sore44		0.09	17,613
R53507		SR FirePoint Innov: CPO6, Sore48		0.02	2,475
R53526		SR FirePoint Innov. CPO5, Sore 31		0.12	20,791
R53527		SR FirePoint Innov CPO10 SORE 47		0.15	28,363
R53530		SR McNair Postbaccalaureate Achieve		-	-
R53534		SR APEX Accelerator		3.60	320,626
R53542		SR BIL EFC DW		0.50	51,843
R53649		SR EJ TCTAC Environmental Justice		5.79	349,374
R53650		SR EJ TCTAC Energy Justice		0.21	17,507
R53651		SR NIH P01 Core A WSU		1.20	81,772
R53652		SR NIH PO1 Core B WSU		2.70	189,384
R53657		SR NIH PO1 Project 4- WSU		2.10	146,466
R53668		SR WSU Upward Bound Communications		2.00	141,002
R53737		SR Student Support Services YR 4		5.00	314,084
R53793		SR FP CPO4 SORE 27 EXT 2		0.05	3,581
R53799		SR MAC		0.95	166,081
R53804		SR TRIO Disability Support Services		4.00	225,915
R53863		SR FP CPO5 SORE 31 EXT 2		0.09	6,444
R53864		SR FP CPO 5 SORE51		0.03	2,151
R53865		SR FP CPO5 SORE 31 EXT		0.08	5,729
R53873		SR TRIO Talent Search		7.00	467,344
R53874		SR TRIO Talent Search - South		2.00	104,865
R53876		SR FP CPO8 Sore40 ext		0.02	1,434
R53880		SR Wichita State University Educati		5.00	304,796
R53892		SR Upward Bound Wichita Prep		4.00	288,990
R53999		SR West GU 9/26/23 to 9/25/24		4.25	318,700
R54000		SR Southeast GU 9/26/23 to 9/25/24		3.75	255,141
R54002		SR-Haysville GEAR UP Year 6		7.00	373,706
R54004		SR- Anchors and Bridges: Utilizing		0.01	846
R54006		SR-Veterans Upward Bound Program		4.00	242,778
R54024		SR McNair Postbaccalaureate Achieve		3.00	177,814
R54042		SR Upward Bound Math Science Center		4.00	234,624
R54044		SR-Improving Healthcare Language AC		2.24	177,573
R54060		SR FP SORE 47 FS Phase 3		0.07	5,013
R54062		SR FP SORE 47 FS UI		0.01	719
R54192		SR WSU KSBDC CY2024		0.69	59,989
R40041		Federal Work Study Program		-	-
<b>Total FTE and Expenditures by Fund</b>				<b>183.26</b>	<b>247,572,724</b>



**Wichita State University**  
**Fiscal Year 2025 Annual Operating Budget**

**Research Program**  
**Program Code 45000**

**Research Program Budget Summary**

<u>Expenditures</u>	<u>General Use Funds</u>				<u>Restricted Use Funds</u>	<u>Total Budget</u>	<u>% of Total Budget</u>
	<u>State General Fund</u>	<u>General Fees (Tuition) Fund</u>	<u>Total</u>	<u>% of General Use Budget</u>			
<b>Salaries and Fringe Benefits</b>							
University Support Staff Salaries	\$ -	\$ -	\$ -	0.0%	\$ 13,000	\$ 13,000	0.0%
Unclassified Salaries	43,000	223,320	266,320	0.9%	81,475,118	81,741,438	18.8%
Student Salaries	-	-	-	0.0%	1,217,663	1,217,663	0.3%
Fringe Benefits	21,294	84,079	105,373	0.4%	19,146,790	19,252,163	4.4%
Shrinkage	(1,466)	(7,011)	(8,477)	0.0%	-	(8,477)	0.0%
<b>Subtotal Salaries and Fringe Benefits</b>	<u>\$ 62,828</u>	<u>\$ 300,388</u>	<u>\$ 363,216</u>	<u>1.2%</u>	<u>\$ 101,852,571</u>	<u>\$ 102,215,787</u>	<u>23.5%</u>
<b>Other Operating Expenditures</b>	<u>\$ 29,200,000</u>	<u>\$ 3,260</u>	<u>\$ 29,203,260</u>	<u>98.8%</u>	<u>\$ 303,816,823</u>	<u>\$ 333,020,083</u>	<u>76.5%</u>
<b>Total Research Program Budget</b>	<u><u>\$ 29,262,828</u></u>	<u><u>\$ 303,648</u></u>	<u><u>\$ 29,566,476</u></u>	<u><u>100.0%</u></u>	<u><u>\$ 405,669,394</u></u>	<u><u>\$ 435,235,870</u></u>	<u><u>100.0%</u></u>

Summary excludes nonreportable expenditures

**Wichita State University**  
**Fiscal Year 2025 Annual Operating Budget**

**Public Service Program**  
**Program Code 46000**

**Public Service Program Definition**

The Public Service Program includes funds expended for activities established primarily to provide services beneficial to individuals and groups external to the institution. These activities include community service programs and non-credit instruction. Included in this program are conferences, institutes, general advisory services, reference bureaus, public broadcasting, consulting, community education, training grants, and other similar services to particular sectors of the community. The Public Service Program is further divided into three sub-programs: Community Services (46320), Public Broadcasting (46340) and Community Education (46350).

**W.S.U ANNUAL BUDGET**  
**102142 - Public Policy and Management Center**  
**For Fiscal Year 2025**

Account Code	Position Number	Name or Account Description	Months	2025 Adopted	
				Budget FTE	Amount
<b>USS SALARIES</b>					
<b>1000 USS Salaries-Permanent</b>					
<b>Total USS Salaries</b>				-	-
<b>Total USS Salaries by Fund</b>					
<b>Total USS Salaries by Fund</b>				-	-
<b>UNCLASSIFIED SALARIES</b>					
<b>1100 Unclassified Salaries-Permanent (Including 1105 - Stipend)</b>					
991062		Research Project Manager Fuller, Jamie <i>This position is fully funded from restricted use sources.</i>	12	1.00	42,420
991471		Applied Research & Collaboration Manager Soria, Nigel <i>This position is fully funded from restricted use sources.</i>	12	0.70	65,367
991687		Community Program Specialist Ebersole, Isabel <i>This position is fully funded from restricted use sources.</i>	12	1.00	52,932
992060		Program Manager, PPMC Engagement Heady, Dawn <i>This position is fully funded from restricted use sources.</i>	12	1.00	68,974
992956		Community Program Specialist Baxter, Laura <i>This position is fully funded from restricted use sources.</i>	12	1.00	54,540
993925		Strategic Initiatives Manager Roberts, James <i>This position is fully funded from restricted use sources.</i>	12	0.75	68,175
994224		Community Program Specialist Vacant <i>This position is fully funded from restricted use sources.</i>		1.00	52,932
994858		Director Center Bruckner, Misty <i>This position is fully funded from restricted use sources.</i>	12	1.00	112,252
994920		Research Project Manager Vacant <i>This position is fully funded from restricted use sources.</i>		1.00	39,635
994921		Outreach and Communications Assistant Tucker, Briaja <i>This position is fully funded from restricted use sources.</i>	12	1.00	35,734
995109		Director Operations Shaffer, Sarah <i>This position is fully funded from restricted use sources.</i>	12	1.00	73,225
995151		Center Financial Specialist Holley, Christian <i>This position is fully funded from restricted use sources.</i>	12	1.00	34,674
995168		Research Assistant			

**W.S.U ANNUAL BUDGET**  
**102142 - Public Policy and Management Center**  
**For Fiscal Year 2025**

Account Code	Position Number	Name or Account Description	Months	2025 Adopted	
				Budget FTE	Amount
		Vacant		1.00	35,069
		<i>This position is fully funded from restricted use sources.</i>			
	997006	Business Manager			
		Vacant		1.00	66,312
		<i>This position is fully funded from restricted use sources.</i>			
	997513	Talent and Professional Services Manager			
		Downs, Paula	12	1.00	92,814
		<i>This position is fully funded from restricted use sources.</i>			
	997562	Program Manager, Public/Social Service Programs			
		Young, Katharine	12	1.00	72,468
		<i>This position is fully funded from restricted use sources.</i>			
	1110	Uncl-Salaries-Seasonal and Temp			10,000
		<b>Total Unclassified Salaries</b>		<b>15.45</b>	<b>977,522</b>
		<b>Total Unclassified Salaries by Fund</b>			
	D10187	RU Public Policy and Mgmt Center		15.45	977,522
		<b>Total Unclassified Salaries by Fund</b>		<b>15.45</b>	<b>977,522</b>
<b>STUDENT ASSISTANTS AND BENEFITS</b>					
	1760	State Leave Pymt Assessment			7,047
	1830	Regents Retirement			65,760
	1850	TIAA Disability			9,684
	1911	Medicare			13,974
	1912	OASDI			59,732
	1750	Dependent Health Insurance			11,813
	1950	Single Group Health Insurance			44,181
	1970	Workers Compensation			2,678
	1980	Unemployment Compensation			584
		<b>Total Students and Fringe Benefits</b>			<b>215,453</b>
		<b>Total Students and Fringe Benefits by Fund</b>			
	D10187	RU Public Policy and Mgmt Center			215,453
		<b>Total Students and Fringe Benefits</b>			<b>215,453</b>
		<b>Total Salaries and Fringe Benefits</b>		<b>15.45</b>	<b>1,192,975</b>
		<b>Total Salaries and Fringe Benefits by Fund</b>			
	D10187	RU Public Policy and Mgmt Center		15.45	1,192,975
		<b>Total Salaries and Fringe Benefits</b>		<b>15.45</b>	<b>1,192,975</b>
<b>OTHER OPERATING EXPENDITURES (OOE)</b>					
	7C	Contractual Services			49,350
	7F	Commodities			6,600
	7H	Capital Outlay			10,000
	7Z	Transfers Out			-
		<b>Total OOE</b>			<b>65,950</b>
		<b>Total OOE by Fund</b>			
	A2000	GU General Fees Fund			-
	D10187	RU Public Policy and Mgmt Center			65,950
	D10669	RU PPMC - CCMFOA Conferences			-
	D10749	RU KSGFOA Memberships			-
	D10750	RU Professional Development Fund			-
	D10770	RU Public Pol and Mgmt Ctr-KSGFOA			-
	D10771	RU Midwest Public Finance Conf			-
	D10772	RU Public Pol and Mgmt Ctr-KCCEOA			-
	D10774	RU Pub Pol/Mgmt-Other Projects			-
	D11229	RU KMA Memberships			-
	D11230	RU KMA Operations			-
	D11327	RU KMA Conferences			-

**W.S.U ANNUAL BUDGET**  
**102142 - Public Policy and Management Center**  
**For Fiscal Year 2025**

Account Code	Position Number	Name or Account Description	Months	2025 Adopted	
				Budget FTE	Amount
	D11328	RU Women in Public Service			-
	D11333	RU KACM Seminar			-
	D11347	RU KSGFOA Conferences			-
	D11560	RU PPMC Community Development			-
	<b>Total OOE by Fund</b>				<b>65,950</b>
<b>Total FTE and Expenditures</b>				<b>15.45</b>	<b>1,258,925</b>
<b>Total FTE and Expenditures by Fund</b>					
	A2000	GU General Fees Fund		-	-
	D10187	RU Public Policy and Mgmt Center		15.45	1,258,925
	D10669	RU PPMC - CCMFOA Conferences		-	-
	D10749	RU KSGFOA Memberships		-	-
	D10750	RU Professional Development Fund		-	-
	D10770	RU Public Pol and Mgmt Ctr-KSGFOA		-	-
	D10771	RU Midwest Public Finance Conf		-	-
	D10772	RU Public Pol and Mgmt Ctr-KCCEOA		-	-
	D10774	RU Pub Pol/Mgmt-Other Projects		-	-
	D11229	RU KMA Memberships		-	-
	D11230	RU KMA Operations		-	-
	D11327	RU KMA Conferences		-	-
	D11328	RU Women in Public Service		-	-
	D11333	RU KACM Seminar		-	-
	D11347	RU KSGFOA Conferences		-	-
	D11560	RU PPMC Community Development		-	-
	<b>Total FTE and Expenditures by Fund</b>			<b>15.45</b>	<b>1,258,925</b>

**W.S.U ANNUAL BUDGET**  
**102146 - Fairmount Ctr - Science & Math Educ**  
**For Fiscal Year 2025**

Account Code	Position Number	Name or Account Description	Months	2025 Adopted	
				Budget FTE	Amount
<b>USS SALARIES</b>					
<b>1000 USS Salaries-Permanent</b>					
<b>Total USS Salaries</b>				-	-
<b>Total USS Salaries by Fund</b>					
<b>Total USS Salaries by Fund</b>				-	-
<b>UNCLASSIFIED SALARIES</b>					
<b>1100 Unclassified Salaries-Permanent (Including 1105 - Stipend)</b>					
993321		Science Olympiad National Tournament Director Vacant		1.00	55,350
<i>This position is fully funded from restricted use sources.</i>					
997882		Community Outreach Coordinator Fisher, Jill	12	1.00	57,402
<i>This position is fully funded from restricted use sources.</i>					
<b>Total Unclassified Salaries</b>				<b>2.00</b>	<b>112,752</b>
<b>Total Unclassified Salaries by Fund</b>					
D10188		RU Fairmount Ctr - Science & Math		1.00	57,402
D10644		RU Science Olympiad		1.00	55,350
<b>Total Unclassified Salaries by Fund</b>				<b>2.00</b>	<b>112,752</b>
<b>STUDENT ASSISTANTS AND BENEFITS</b>					
1760		State Leave Pymt Assessment			813
1830		Regents Retirement			4,880
1850		TIAA Disability			1,129
1911		Medicare			1,624
1912		OASDI			6,939
1950		Single Group Health Insurance			9,400
1970		Workers Compensation			309
1980		Unemployment Compensation			68
<b>Total Students and Fringe Benefits</b>					<b>25,162</b>
<b>Total Students and Fringe Benefits by Fund</b>					
D10188		RU Fairmount Ctr - Science & Math			19,788
D10644		RU Science Olympiad			5,374
<b>Total Students and Fringe Benefits</b>					<b>25,162</b>
<b>Total Salaries and Fringe Benefits</b>				<b>2.00</b>	<b>137,914</b>
<b>Total Salaries and Fringe Benefits by Fund</b>					
D10188		RU Fairmount Ctr - Science & Math		1.00	77,190
D10644		RU Science Olympiad		1.00	60,724
<b>Total Salaries and Fringe Benefits</b>				<b>2.00</b>	<b>137,914</b>
<b>OTHER OPERATING EXPENDITURES (OOE)</b>					
7C		Contractual Services			16,506
7F		Commodities			6,981
7V		Miscellaneous Non Expense			-
7Z		Transfers Out			16,000
<b>Total OOE</b>					<b>39,487</b>
<b>Total OOE by Fund</b>					
A2000		GU General Fees Fund			150
D10188		RU Fairmount Ctr - Science & Math			1,337
D10644		RU Science Olympiad			38,000

**W.S.U ANNUAL BUDGET**  
**102146 - Fairmount Ctr - Science & Math Educ**  
**For Fiscal Year 2025**

Account Code	Position Number	Name or Account Description	Months	2025 Adopted	
				Budget FTE	Amount
	D10645	RU Jason Project			-
		<b>Total OOE by Fund</b>			<b>39,487</b>
		<b>Total FTE and Expenditures</b>		<b>2.00</b>	<b>177,401</b>
<b>Total FTE and Expenditures by Fund</b>					
	A2000	GU General Fees Fund		-	150
	D10188	RU Fairmount Ctr - Science & Math		1.00	78,527
	D10644	RU Science Olympiad		1.00	98,724
	D10645	RU Jason Project		-	-
		<b>Total FTE and Expenditures by Fund</b>		<b>2.00</b>	<b>177,401</b>

**W.S.U ANNUAL BUDGET**  
**102306 - The Research Partnership**  
**For Fiscal Year 2025**

Account Code	Position Number	Name or Account Description	Months	2025 Adopted	
				Budget FTE	Amount
<b>USS SALARIES</b>					
<b>1000 USS Salaries-Permanent</b>					
<b>Total USS Salaries</b>				-	-
<b>Total USS Salaries by Fund</b>					
<b>Total USS Salaries by Fund</b>				-	-
<b>UNCLASSIFIED SALARIES</b>					
<b>1100 Unclassified Salaries-Permanent (Including 1105 - Stipend)</b>					
	998935	Program Coordinator, Business/Innovation Programs Mishler, Robin	12	1.00	47,299
<i>This position is fully funded from restricted use sources.</i>					
	1110	Uncl-Salaries-Seasonal and Temp			25,000
	1115	Unclassified Salaries-Add'l Comp			30,000
	1160	Unclass Sal-OT/Comp/AHR			4,000
<b>Total Unclassified Salaries</b>				<b>1.00</b>	<b>106,299</b>
<b>Total Unclassified Salaries by Fund</b>					
	D10191	RU Research Partnership		1.00	106,299
<b>Total Unclassified Salaries by Fund</b>				<b>1.00</b>	<b>106,299</b>
<b>STUDENT ASSISTANTS AND BENEFITS</b>					
	1200	Student Salaries-Regular			4,000
	1760	State Leave Pymt Assessment			766
	1830	Regents Retirement			6,911
	1850	TIAA Disability			813
	1911	Medicare			1,535
	1912	OASDI			6,561
	1950	Single Group Health Insurance			9,400
	1970	Workers Compensation			293
	1980	Unemployment Compensation			65
<b>Total Students and Fringe Benefits</b>					<b>30,344</b>
<b>Total Students and Fringe Benefits by Fund</b>					
	D10191	RU Research Partnership			30,344
<b>Total Students and Fringe Benefits</b>					<b>30,344</b>
<b>Total Salaries and Fringe Benefits</b>				<b>1.00</b>	<b>136,643</b>
<b>Total Salaries and Fringe Benefits by Fund</b>					
	D10191	RU Research Partnership		1.00	136,643
<b>Total Salaries and Fringe Benefits</b>				<b>1.00</b>	<b>136,643</b>
<b>OTHER OPERATING EXPENDITURES (OOE)</b>					
	7C	Contractual Services			7,050
	7F	Commodities			350
	7H	Capital Outlay			-
	7L	Grants Claims & Shared Revenue			-
	7X	Indirect Costs			60,000
	7Z	Transfers Out			15,000
<b>Total OOE</b>					<b>82,400</b>
<b>Total OOE by Fund</b>					
	D10191	RU Research Partnership			22,400
	D10607	SRO Research Partnership			60,000
<b>Total OOE by Fund</b>					<b>82,400</b>
<b>Total FTE and Expenditures</b>				<b>1.00</b>	<b>219,043</b>



**W.S.U ANNUAL BUDGET**  
**102306 - The Research Partnership**  
**For Fiscal Year 2025**

Account Code	Position Number	Name or Account Description	Months	2025 Adopted	
				Budget FTE	Amount
<b>Total FTE and Expenditures by Fund</b>					
D10191	RU	Research Partnership		1.00	159,043
D10607	SRO	Research Partnership		-	60,000
<b>Total FTE and Expenditures by Fund</b>				<b>1.00</b>	<b>219,043</b>

**W.S.U ANNUAL BUDGET**  
**102343 - Small Business Development Center**  
**For Fiscal Year 2025**

Account Code	Position Number	Name or Account Description	Months	2025 Adopted	
				Budget FTE	Amount
<b>USS SALARIES</b>					
<b>1000 USS Salaries-Permanent</b>					
<b>Total USS Salaries</b>				-	-
<b>Total USS Salaries by Fund</b>					
<b>Total USS Salaries by Fund</b>				-	-
<b>UNCLASSIFIED SALARIES</b>					
<b>1100 Unclassified Salaries-Permanent (Including 1105 - Stipend)</b>					
999978		Associate Director KSBDC Vacant		1.00	72,319
<i>This position is fully funded from restricted use sources.</i>					
<b>Total Unclassified Salaries</b>				<b>1.00</b>	<b>72,319</b>
<b>Total Unclassified Salaries by Fund</b>					
D10895		RU Small Bus Development Ctr		1.00	72,319
<b>Total Unclassified Salaries by Fund</b>				<b>1.00</b>	<b>72,319</b>
<b>STUDENT ASSISTANTS AND BENEFITS</b>					
1760		State Leave Pymt Assessment			521
1830		Regents Retirement			-
1850		TIAA Disability			724
1911		Medicare			1,049
1912		OASDI			4,484
1750		Dependent Health Insurance			-
1950		Single Group Health Insurance			-
1970		Workers Compensation			198
1980		Unemployment Compensation			44
<b>Total Students and Fringe Benefits</b>				<b>7,020</b>	
<b>Total Students and Fringe Benefits by Fund</b>					
D10895		RU Small Bus Development Ctr			7,020
<b>Total Students and Fringe Benefits</b>				<b>7,020</b>	
<b>Total Salaries and Fringe Benefits</b>				<b>1.00</b>	<b>79,339</b>
<b>Total Salaries and Fringe Benefits by Fund</b>					
D10895		RU Small Bus Development Ctr		1.00	79,339
<b>Total Salaries and Fringe Benefits</b>				<b>1.00</b>	<b>79,339</b>
<b>OTHER OPERATING EXPENDITURES (OOE)</b>					
7C		Contractual Services			-
7F		Commodities			-
<b>Total OOE</b>				<b>-</b>	
<b>Total OOE by Fund</b>					
D10895		RU Small Bus Development Ctr			-
<b>Total OOE by Fund</b>				<b>-</b>	
<b>Total FTE and Expenditures</b>				<b>1.00</b>	<b>79,339</b>
<b>Total FTE and Expenditures by Fund</b>					
D10895		RU Small Bus Development Ctr		1.00	79,339
<b>Total FTE and Expenditures by Fund</b>				<b>1.00</b>	<b>79,339</b>

**W.S.U ANNUAL BUDGET**  
**102204 - Environmental Finance Center**  
**For Fiscal Year 2025**

Account Code	Position Number	Name or Account Description	Months	2025 Adopted	
				Budget FTE	Amount
<b>USS SALARIES</b>					
<b>1000 USS Salaries-Permanent</b>					
<b>Total USS Salaries</b>				-	-
<b>Total USS Salaries by Fund</b>					
<b>Total USS Salaries by Fund</b>				-	-
<b>UNCLASSIFIED SALARIES</b>					
<b>1100 Unclassified Salaries-Permanent (Including 1105 - Stipend)</b>					
991212		Program Manager, Public Social Services Programs Colclazier, John <i>This position is fully funded from restricted use sources.</i>	12	1.00	78,288
993002		Environmental Finance Center Program Manager Vacant <i>This position is fully funded from restricted use sources.</i>		1.00	65,000
993317		Program Manager, Public/Social Service Programs Dehaven, Michelle <i>This position is fully funded from restricted use sources.</i>	12	1.00	87,870
994206		Program Manager, Public/Social Service Programs Cotner, Tyler <i>This position is fully funded from restricted use sources.</i>	12	1.00	74,740
995004		Senior Manager of the Heartland EJ Center Severin, Jeffrey <i>This position is fully funded from restricted use sources.</i>	12	1.00	101,758
995037		Communications and Marketing Specialist Kimble, Leslie <i>This position is fully funded from restricted use sources.</i>	12	0.95	57,570
995056		Environmental Finance Center Program Manager Botello, Daniel <i>This position is fully funded from restricted use sources.</i>	12	0.05	3,990
995141		Administrative Specialist and Grants Coordinator de Grasse, Jeanne <i>This position is fully funded from restricted use sources.</i>	12	0.95	47,029
997204		Senior Program Manager, Public/Social Service Programs Willis, Nicholas <i>This position is fully funded from restricted use sources.</i>	12	1.00	101,758
998099		Program Manager, Public/Social Service Programs Vieyra, Baylee <i>This position is fully funded from restricted use sources.</i>	12	1.00	87,997
998266		Program Manager, Public/Social Service Programs Vacant <i>This position is fully funded from restricted use sources.</i>		1.00	87,125
998989		Director Center Bronleewe, Tonya <i>This position is fully funded from restricted use sources.</i>	12	1.00	115,059
999215		Program Manager, Public/Social Service Programs			

**W.S.U ANNUAL BUDGET**  
**102204 - Environmental Finance Center**  
**For Fiscal Year 2025**

Account Code	Position Number	Name or Account Description	Months	2025 Adopted		
				Budget FTE	Amount	
		Bohnsack, Brian	12	1.00	88,499	
		<i>This position is fully funded from restricted use sources.</i>				
	1110	Uncl-Salaries-Seasonal and Temp			55,000	
		<b>Total Unclassified Salaries</b>		<b>11.95</b>	<b>1,051,683</b>	
		<b>Total Unclassified Salaries by Fund</b>				
	D10779	RU Environmental Finance Center		11.95	1,051,683	
		<b>Total Unclassified Salaries by Fund</b>		<b>11.95</b>	<b>1,051,683</b>	
<b>STUDENT ASSISTANTS AND BENEFITS</b>						
	1760	State Leave Pymt Assessment			7,578	
	1810	KPERS Retirement			11,621	
	1830	Regents Retirement			63,143	
	1850	TIAA Disability			9,971	
	1911	Medicare			14,961	
	1912	OASDI			63,940	
	1750	Dependent Health Insurance			30,189	
	1950	Single Group Health Insurance			84,131	
	1970	Workers Compensation			2,878	
	1980	Unemployment Compensation			625	
		<b>Total Students and Fringe Benefits</b>			<b>289,037</b>	
		<b>Total Students and Fringe Benefits by Fund</b>				
	D10779	RU Environmental Finance Center			289,037	
		<b>Total Students and Fringe Benefits</b>			<b>289,037</b>	
		<b>Total Salaries and Fringe Benefits</b>		<b>11.95</b>	<b>1,340,720</b>	
		<b>Total Salaries and Fringe Benefits by Fund</b>				
	D10779	RU Environmental Finance Center		11.95	1,340,720	
		<b>Total Salaries and Fringe Benefits</b>		<b>11.95</b>	<b>1,340,720</b>	
<b>OTHER OPERATING EXPENDITURES (OOE)</b>						
	7C	Contractual Services			13,035	
	7F	Commodities			5,000	
	7H	Capital Outlay			13,412	
		<b>Total OOE</b>			<b>31,447</b>	
		<b>Total OOE by Fund</b>				
	D10779	RU Environmental Finance Center			31,447	
		<b>Total OOE by Fund</b>			<b>31,447</b>	
		<b>Total FTE and Expenditures</b>		<b>11.95</b>	<b>1,372,167</b>	
		<b>Total FTE and Expenditures by Fund</b>				
	D10779	RU Environmental Finance Center		11.95	1,372,167	
		<b>Total FTE and Expenditures by Fund</b>		<b>11.95</b>	<b>1,372,167</b>	

**W.S.U ANNUAL BUDGET**  
**102337 - Waterloo Research Station**  
**For Fiscal Year 2025**

Account Code	Position Number	Name or Account Description	Months	2025 Adopted	
				Budget FTE	Amount
<b>USS SALARIES</b>					
<b>1000 USS Salaries-Permanent</b>					
<b>Total USS Salaries</b>				-	-
<b>Total USS Salaries by Fund</b>					
<b>Total USS Salaries by Fund</b>				-	-
<b>UNCLASSIFIED SALARIES</b>					
<b>1100 Unclassified Salaries-Permanent (Including 1105 - Stipend)</b>					
<b>Total Unclassified Salaries</b>				-	-
<b>Total Unclassified Salaries by Fund</b>					
<b>Total Unclassified Salaries by Fund</b>				-	-
<b>STUDENT ASSISTANTS AND BENEFITS</b>					
<b>Total Students and Fringe Benefits</b>				-	-
<b>Total Students and Fringe Benefits by Fund</b>					
<b>Total Students and Fringe Benefits</b>				-	-
<b>Total Salaries and Fringe Benefits</b>				-	-
<b>Total Salaries and Fringe Benefits by Fund</b>					
<b>Total Salaries and Fringe Benefits</b>				-	-
<b>OTHER OPERATING EXPENDITURES (OOE)</b>					
7C Contractual Services				-	2,000
<b>Total OOE</b>				-	<b>2,000</b>
<b>Total OOE by Fund</b>					
D10627	RU	Gerber Reserve (Waterloo-KDHE)		-	2,000
<b>Total OOE by Fund</b>				-	<b>2,000</b>
<b>Total FTE and Expenditures</b>				-	<b>2,000</b>
<b>Total FTE and Expenditures by Fund</b>					
D10627	RU	Gerber Reserve (Waterloo-KDHE)		-	2,000
<b>Total FTE and Expenditures by Fund</b>				-	<b>2,000</b>

**W.S.U ANNUAL BUDGET**  
**102359 - Biological Sciences Vivarium**  
**For Fiscal Year 2025**

Account Code	Position Number	Name or Account Description	Months	2025 Adopted	
				Budget FTE	Amount
<b>USS SALARIES</b>					
<b>1000 USS Salaries-Permanent</b>					
<b>Total USS Salaries</b>				-	-
<b>Total USS Salaries by Fund</b>					
<b>Total USS Salaries by Fund</b>				-	-
<b>UNCLASSIFIED SALARIES</b>					
<b>1100 Unclassified Salaries-Permanent (Including 1105 - Stipend)</b>					
<b>Total Unclassified Salaries</b>				-	-
<b>Total Unclassified Salaries by Fund</b>					
<b>Total Unclassified Salaries by Fund</b>				-	-
<b>STUDENT ASSISTANTS AND BENEFITS</b>					
1200 Student Salaries-Regular					
<b>Total Students and Fringe Benefits</b>				-	-
<b>Total Students and Fringe Benefits by Fund</b>					
D10880		RU Biological Sciences Vivarium		-	-
<b>Total Students and Fringe Benefits</b>				-	-
<b>Total Salaries and Fringe Benefits</b>				-	-
<b>Total Salaries and Fringe Benefits by Fund</b>					
D10880		RU Biological Sciences Vivarium		-	-
<b>Total Salaries and Fringe Benefits</b>				-	-
<b>OTHER OPERATING EXPENDITURES (OOE)</b>					
7F Commodities					
<b>Total OOE</b>				-	220
<b>Total OOE by Fund</b>					
D10880		RU Biological Sciences Vivarium		-	220
<b>Total OOE by Fund</b>				-	220
<b>Total FTE and Expenditures</b>				-	220
<b>Total FTE and Expenditures by Fund</b>					
D10880		RU Biological Sciences Vivarium		-	220
<b>Total FTE and Expenditures by Fund</b>				-	220

**W.S.U ANNUAL BUDGET**  
**102362 - Kansas Public Finance Center**  
**For Fiscal Year 2025**

Account Code	Position Number	Name or Account Description	Months	2025 Adopted	
				Budget FTE	Amount
<b>USS SALARIES</b>					
<b>1000 USS Salaries-Permanent</b>					
<b>Total USS Salaries</b>				-	-
<b>Total USS Salaries by Fund</b>					
<b>Total USS Salaries by Fund</b>				-	-
<b>UNCLASSIFIED SALARIES</b>					
<b>1100 Unclassified Salaries-Permanent (Including 1105 - Stipend)</b>					
1115		Unclassified Salaries-Add'l Comp			25,000
1130		Grad Assistants-Research			4,500
<b>Total Unclassified Salaries</b>				-	<b>29,500</b>
<b>Total Unclassified Salaries by Fund</b>					
D10683		RU Kansas Public Finance Center		-	29,500
<b>Total Unclassified Salaries by Fund</b>				-	<b>29,500</b>
<b>STUDENT ASSISTANTS AND BENEFITS</b>					
1760		State Leave Pymt Assessment			213
1830		Regents Retirement			2,125
1850		TIAA Disability			250
1911		Medicare			363
1912		OASDI			1,550
1970		Workers Compensation			81
1980		Unemployment Compensation			18
<b>Total Students and Fringe Benefits</b>				-	<b>4,600</b>
<b>Total Students and Fringe Benefits by Fund</b>					
D10683		RU Kansas Public Finance Center		-	4,600
<b>Total Students and Fringe Benefits</b>				-	<b>4,600</b>
<b>Total Salaries and Fringe Benefits</b>				-	<b>34,100</b>
<b>Total Salaries and Fringe Benefits by Fund</b>					
D10683		RU Kansas Public Finance Center		-	34,100
<b>Total Salaries and Fringe Benefits</b>				-	<b>34,100</b>
<b>OTHER OPERATING EXPENDITURES (OOE)</b>					
7C		Contractual Services			35,298
7F		Commodities			6,295
7H		Capital Outlay			500
<b>Total OOE</b>				-	<b>42,093</b>
<b>Total OOE by Fund</b>					
D10683		RU Kansas Public Finance Center		-	26,093
D10771		RU Midwest Public Finance Conf		-	16,000
<b>Total OOE by Fund</b>				-	<b>42,093</b>
<b>Total FTE and Expenditures</b>				-	<b>76,193</b>
<b>Total FTE and Expenditures by Fund</b>					
D10683		RU Kansas Public Finance Center		-	60,193
D10771		RU Midwest Public Finance Conf		-	16,000
<b>Total FTE and Expenditures by Fund</b>				-	<b>76,193</b>

**W.S.U ANNUAL BUDGET**  
**102390 - Studies in Med Ren Teaching**  
**For Fiscal Year 2025**

Account Code	Position Number	Name or Account Description	Months	2025 Adopted	
				Budget FTE	Amount
<b>USS SALARIES</b>					
<b>1000 USS Salaries-Permanent</b>					
<b>Total USS Salaries</b>				-	-
<b>Total USS Salaries by Fund</b>					
<b>Total USS Salaries by Fund</b>				-	-
<b>UNCLASSIFIED SALARIES</b>					
<b>1100 Unclassified Salaries-Permanent (Including 1105 - Stipend)</b>					
<b>Total Unclassified Salaries</b>				-	-
<b>Total Unclassified Salaries by Fund</b>					
<b>Total Unclassified Salaries by Fund</b>				-	-
<b>STUDENT ASSISTANTS AND BENEFITS</b>					
<b>Total Students and Fringe Benefits</b>				-	-
<b>Total Students and Fringe Benefits by Fund</b>					
<b>Total Students and Fringe Benefits</b>				-	-
<b>Total Salaries and Fringe Benefits</b>				-	-
<b>Total Salaries and Fringe Benefits by Fund</b>					
<b>Total Salaries and Fringe Benefits</b>				-	-
<b>OTHER OPERATING EXPENDITURES (OOE)</b>					
7C Contractual Services				2,000	
7V Miscellaneous Non Expense				-	
<b>Total OOE</b>				<b>2,000</b>	
<b>Total OOE by Fund</b>					
D11226 RU Studies in Med Ren Teaching				2,000	
<b>Total OOE by Fund</b>				<b>2,000</b>	
<b>Total FTE and Expenditures</b>				-	<b>2,000</b>
<b>Total FTE and Expenditures by Fund</b>					
D11226 RU Studies in Med Ren Teaching				-	2,000
<b>Total FTE and Expenditures by Fund</b>				-	<b>2,000</b>



**W.S.U ANNUAL BUDGET  
102073 - KMUW  
For Fiscal Year 2025**

Account Code	Position Number	Name or Account Description	Months	2025 Adopted	
				Budget FTE	Amount
<b>USS SALARIES</b>					
<b>1000 USS Salaries-Permanent</b>					
<b>Total USS Salaries</b>				-	-
<b>Total USS Salaries by Fund</b>					
<b>Total USS Salaries by Fund</b>				-	-
<b>UNCLASSIFIED SALARIES</b>					
<b>1100 Unclassified Salaries-Permanent (Including 1105 - Stipend)</b>					
991742		Underwriting Account Executive Coelho, Shane <i>This position is fully funded from restricted use sources.</i>	12	1.00	37,168
992963		News Reporter: General Assignments Cameron, Kylie <i>This position is fully funded from restricted use sources.</i>	12	1.00	42,647
993101		Archive Project Specialist Andersen, Torin <i>This position is fully funded from restricted use sources.</i>	12	1.00	48,693
993304		News Reporter, Senior Conlon, Rose <i>This position is fully funded from restricted use sources.</i>	12	1.00	61,644
993627		News Reporter, Senior Perez, Suzanne <i>This position is fully funded from restricted use sources.</i>	12	1.00	67,396
993802		Announcer and Producer, Senior Powell, Fletcher <i>This position is fully funded from restricted use sources.</i>	12	1.00	61,136
994903		Business Manager and Executive Assistant Brin, Julie <i>This position is fully funded from restricted use sources.</i>	12	1.00	54,799
995177		Director Broadcast Engineering Statzer, Mark	12	1.00	78,810
995292		Business Technology and Data Analyst Paton, Jonathon	12	1.00	57,471
996664		Director Organizational Culture, Department or College Eckels, Carla <i>This position is fully funded from restricted use sources.</i>	12	1.00	75,574
996799		Director Development and Donor Relations Hanzlicek-Treadwell, Jessica <i>This position is fully funded from restricted use sources.</i>	12	1.00	93,580
996936		Announcer and Producer Hutchens, Catherine <i>This position is fully funded from restricted use sources.</i>	12	0.50	21,757
997098		Director News Shine, Thomas <i>This position is fully funded from restricted use sources.</i>	12	1.00	78,810

**W.S.U ANNUAL BUDGET  
102073 - KMUW  
For Fiscal Year 2025**

Account Code	Position Number	Name or Account Description	Months	2025 Adopted	
				Budget FTE	Amount
	997112	Digital News Reporter Phan, Hugo <i>This position is fully funded from restricted use sources.</i>	12	0.85	37,839
	997245	Director Marketing, Communications and Digital Golay, Beth <i>This position is fully funded from restricted use sources.</i>	12	1.00	64,749
	997331	Community Engagement Manager Crowson, Haley <i>This position is fully funded from restricted use sources.</i>	12	1.00	51,763
	997435	Announcer and Producer Heim, Christine <i>This position is fully funded from restricted use sources.</i>	12	1.00	52,216
	997494	Announcer and Producer Beaudoin, Jedd <i>This position is fully funded from restricted use sources.</i>	12	1.00	51,673
	997523	News Reporter Hack, Celia <i>This position is fully funded from restricted use sources.</i>	12	1.00	49,622
	997842	Director Public Broadcast Stephens, Lula <i>\$16,980 of this position is funded from restricted use sources.</i>	12	1.00	100,149
	998024	General Manager and Executive Director Public Broadcasting Fraser, Debra	12	1.00	163,620
	998317	Announcer and Producer, Senior Huber, Jonathan <i>This position is fully funded from restricted use sources.</i>	12	1.00	54,531
	998677	Marketing Coordinator Cooper, Karlee <i>This position is fully funded from restricted use sources.</i>	12	1.00	41,033
	999206	Underwriting Account Executive van Asselt, Kerrick <i>This position is fully funded from restricted use sources.</i>	12	1.00	37,157
	999866	Underwriting Account Executive Keppy, Eleanor <i>This position is fully funded from restricted use sources.</i>	12	1.00	38,163
	1110	Uncl-Salaries-Seasonal and Temp			30,935
	1115	Unclassified Salaries-Add'l Comp			75,000
	1190	Unclassified Salaries-Vacation			1,500
	1160	Unclass Sal-OT/Comp/AHR			-
		<b>Total Unclassified Salaries</b>		<b>24.35</b>	<b>1,629,435</b>
		<b>Total Unclassified Salaries by Fund</b>			
	A0003	GU State General Fund		3.83	383,070
	A2000	GU General Fees Fund		-	15,935
	D10343	RU KMUW-Programming & Production		20.52	1,230,430
		<b>Total Unclassified Salaries by Fund</b>		<b>24.35</b>	<b>1,629,435</b>
<b>STUDENT ASSISTANTS AND BENEFITS</b>					
	1200	Student Salaries-Regular			1,500
	1690	Shrinkage			(11,726)

**W.S.U ANNUAL BUDGET  
102073 - KMUW  
For Fiscal Year 2025**

Account Code	Position Number	Name or Account Description	Months	2025 Adopted	
				Budget FTE	Amount
1760		State Leave Pymt Assessment			11,735
1830		Regents Retirement			135,757
1850		TIAA Disability			15,982
1911		Medicare			23,045
1912		OASDI			98,489
1750		Dependent Health Insurance			30,625
1950		Single Group Health Insurance			216,201
1970		Workers Compensation			4,459
1980		Unemployment Compensation			967
<b>Total Students and Fringe Benefits</b>					<b>527,034</b>
<b>Total Students and Fringe Benefits by Fund</b>					
A0003		GU State General Fund			102,524
A2000		GU General Fees Fund			995
D10343		RU KMUW-Programming & Production			423,515
<b>Total Students and Fringe Benefits</b>					<b>527,034</b>
<b>Total Salaries and Fringe Benefits</b>				<b>24.35</b>	<b>2,156,469</b>
<b>Total Salaries and Fringe Benefits by Fund</b>					
A0003		GU State General Fund		3.83	485,594
A2000		GU General Fees Fund		-	16,930
D10343		RU KMUW-Programming & Production		20.52	1,653,945
<b>Total Salaries and Fringe Benefits</b>				<b>24.35</b>	<b>2,156,469</b>
<b>OTHER OPERATING EXPENDITURES (OOE)</b>					
7C		Contractual Services			141,237
7F		Commodities			20,700
7H		Capital Outlay			-
7V		Miscellaneous Non Expense			-
<b>Total OOE</b>					<b>161,937</b>
<b>Total OOE by Fund</b>					
D10343		RU KMUW-Programming & Production			161,937
<b>Total OOE by Fund</b>					<b>161,937</b>
<b>Total FTE and Expenditures</b>				<b>24.35</b>	<b>2,318,406</b>
<b>Total FTE and Expenditures by Fund</b>					
A0003		GU State General Fund		3.83	485,594
A2000		GU General Fees Fund		-	16,930
D10343		RU KMUW-Programming & Production		20.52	1,815,882
<b>Total FTE and Expenditures by Fund</b>				<b>24.35</b>	<b>2,318,406</b>

**W.S.U ANNUAL BUDGET**  
**102310 - MRC - Cable Television**  
**For Fiscal Year 2025**

Account Code	Position Number	Name or Account Description	Months	2025 Adopted	
				Budget FTE	Amount
<b>USS SALARIES</b>					
<b>1000 USS Salaries-Permanent</b>					
<b>Total USS Salaries</b>				-	-
<b>Total USS Salaries by Fund</b>					
<b>Total USS Salaries by Fund</b>				-	-
<b>UNCLASSIFIED SALARIES</b>					
<b>1100 Unclassified Salaries-Permanent (Including 1105 - Stipend)</b>					
<b>Total Unclassified Salaries</b>				-	-
<b>Total Unclassified Salaries by Fund</b>					
<b>Total Unclassified Salaries by Fund</b>				-	-
<b>STUDENT ASSISTANTS AND BENEFITS</b>					
1200		Student Salaries-Regular			7,459
<b>Total Students and Fringe Benefits</b>				-	7,459
<b>Total Students and Fringe Benefits by Fund</b>					
A0003		GU State General Fund			7,459
<b>Total Students and Fringe Benefits</b>				-	7,459
<b>Total Salaries and Fringe Benefits</b>				-	7,459
<b>Total Salaries and Fringe Benefits by Fund</b>					
A0003		GU State General Fund			7,459
<b>Total Salaries and Fringe Benefits</b>				-	7,459
<b>OTHER OPERATING EXPENDITURES (OOE)</b>					
7C		Contractual Services			7,342
7F		Commodities			2,484
<b>Total OOE</b>				-	9,826
<b>Total OOE by Fund</b>					
A2000		GU General Fees Fund			9,826
<b>Total OOE by Fund</b>				-	9,826
<b>Total FTE and Expenditures</b>				-	17,285
<b>Total FTE and Expenditures by Fund</b>					
A0003		GU State General Fund			7,459
A2000		GU General Fees Fund			9,826
<b>Total FTE and Expenditures by Fund</b>				-	17,285

**W.S.U ANNUAL BUDGET**  
**102006 - Center for Economic Education**  
**For Fiscal Year 2025**

Account Code	Position Number	Name or Account Description	Months	2025 Adopted	
				Budget FTE	Amount
<b>USS SALARIES</b>					
<b>1000 USS Salaries-Permanent</b>					
<b>Total USS Salaries</b>				-	-
<b>Total USS Salaries by Fund</b>					
<b>Total USS Salaries by Fund</b>				-	-
<b>UNCLASSIFIED SALARIES</b>					
<b>1100 Unclassified Salaries-Permanent (Including 1105 - Stipend)</b>					
<b>Total Unclassified Salaries</b>				-	-
<b>Total Unclassified Salaries by Fund</b>					
<b>Total Unclassified Salaries by Fund</b>				-	-
<b>STUDENT ASSISTANTS AND BENEFITS</b>					
<b>Total Students and Fringe Benefits</b>				-	-
<b>Total Students and Fringe Benefits by Fund</b>					
<b>Total Students and Fringe Benefits</b>				-	-
<b>Total Salaries and Fringe Benefits</b>				-	-
<b>Total Salaries and Fringe Benefits by Fund</b>					
<b>Total Salaries and Fringe Benefits</b>				-	-
<b>OTHER OPERATING EXPENDITURES (OOE)</b>					
7C Contractual Services				1,850	
7F Commodities				150	
7H Capital Outlay				500	
<b>Total OOE</b>				<b>2,500</b>	
<b>Total OOE by Fund</b>					
D10029 RU Center for Economic Education				2,500	
<b>Total OOE by Fund</b>				<b>2,500</b>	
<b>Total FTE and Expenditures</b>				-	<b>2,500</b>
<b>Total FTE and Expenditures by Fund</b>					
D10029 RU Center for Economic Education				-	2,500
<b>Total FTE and Expenditures by Fund</b>				-	<b>2,500</b>

**W.S.U ANNUAL BUDGET**  
**102091 - Center for Entrepreneurship**  
**For Fiscal Year 2025**

Account Code	Position Number	Name or Account Description	Months	2025 Adopted	
				Budget FTE	Amount
<b>USS SALARIES</b>					
<b>1000 USS Salaries-Permanent</b>					
<b>Total USS Salaries</b>				-	-
<b>Total USS Salaries by Fund</b>					
<b>Total USS Salaries by Fund</b>				-	-
<b>UNCLASSIFIED SALARIES</b>					
<b>1100 Unclassified Salaries-Permanent (Including 1105 - Stipend)</b>					
991054		Program Director, Startup/Innovation Programs Tabor, Troy	12	1.00	103,525
<i>This position is fully funded from restricted use sources.</i>					
997627		Associate Director Kersenbrock, Nancy	12	1.00	94,263
<i>This position is fully funded from restricted use sources.</i>					
998756		Director of Kansas Family Business Forum Program Manager, Business Minor, Lance	12	1.00	77,644
<i>This position is fully funded from restricted use sources.</i>					
1115		Unclassified Salaries-Add'l Comp			6,000
1180		Unclassified Salaries-Lecturer			11,000
<b>Total Unclassified Salaries</b>				<b>3.00</b>	<b>292,432</b>
<b>Total Unclassified Salaries by Fund</b>					
A2000		GU General Fees Fund		-	-
D10032		RU Center for Entrepreneurship		2.00	197,788
D10689		RU E-Launch		-	-
D10690		RU Entrepr-Growing Rural Business		-	17,000
D10703		RU Kansas Family Business Forum		1.00	77,644
<b>Total Unclassified Salaries by Fund</b>				<b>3.00</b>	<b>292,432</b>
<b>STUDENT ASSISTANTS AND BENEFITS</b>					
1200		Student Salaries-Regular			6,000
1210		Student Salaries-WS-WSU Match			-
1690		Shrinkage			-
1760		State Leave Pymt Assessment			2,108
1830		Regents Retirement			23,924
1850		TIAA Disability			2,816
1911		Medicare			4,230
1912		OASDI			18,079
1950		Single Group Health Insurance			9,400
1970		Workers Compensation			800
1980		Unemployment Compensation			178
<b>Total Students and Fringe Benefits</b>					<b>67,535</b>
<b>Total Students and Fringe Benefits by Fund</b>					
A2000		GU General Fees Fund			-
D10032		RU Center for Entrepreneurship			51,346
D10689		RU E-Launch			-
D10690		RU Entrepr-Growing Rural Business			2,053
D10703		RU Kansas Family Business Forum			14,136
<b>Total Students and Fringe Benefits</b>					<b>67,535</b>
<b>Total Salaries and Fringe Benefits</b>				<b>3.00</b>	<b>359,967</b>
<b>Total Salaries and Fringe Benefits by Fund</b>					
A2000		GU General Fees Fund		-	-

**W.S.U ANNUAL BUDGET**  
**102091 - Center for Entrepreneurship**  
**For Fiscal Year 2025**

Account Code	Position Number	Name or Account Description	Months	2025 Adopted	
				Budget FTE	Amount
D10032	RU	Center for Entrepreneurship		2.00	249,134
D10689	RU	E-Launch		-	-
D10690	RU	Entrepr-Growing Rural Business		-	19,053
D10703	RU	Kansas Family Business Forum		1.00	91,780
<b>Total Salaries and Fringe Benefits</b>				<b>3.00</b>	<b>359,967</b>
<b>OTHER OPERATING EXPENDITURES (OOE)</b>					
7C		Contractual Services			41,032
7F		Commodities			3,700
7H		Capital Outlay			-
<b>Total OOE</b>					<b>44,732</b>
<b>Total OOE by Fund</b>					
D10032	RU	Center for Entrepreneurship			4,467
D10690	RU	Entrepr-Growing Rural Business			13,450
D10703	RU	Kansas Family Business Forum			15,015
D11745	RU	Fambition			11,800
<b>Total OOE by Fund</b>					<b>44,732</b>
<b>Total FTE and Expenditures</b>				<b>3.00</b>	<b>404,699</b>
<b>Total FTE and Expenditures by Fund</b>					
A2000	GU	General Fees Fund		-	-
D10032	RU	Center for Entrepreneurship		2.00	253,601
D10689	RU	E-Launch		-	-
D10690	RU	Entrepr-Growing Rural Business		-	32,503
D10703	RU	Kansas Family Business Forum		1.00	106,795
D11745	RU	Fambition		-	11,800
<b>Total FTE and Expenditures by Fund</b>				<b>3.00</b>	<b>404,699</b>

**W.S.U ANNUAL BUDGET**  
**102182 - Center for Real Estate**  
**For Fiscal Year 2025**

Account Code	Position Number	Name or Account Description	Months	2025 Adopted	
				Budget FTE	Amount
<b>USS SALARIES</b>					
<b>1000 USS Salaries-Permanent</b>					
<b>Total USS Salaries</b>				-	-
<b>Total USS Salaries by Fund</b>					
<b>Total USS Salaries by Fund</b>				-	-
<b>UNCLASSIFIED SALARIES</b>					
<b>1100 Unclassified Salaries-Permanent (Including 1105 - Stipend)</b>					
1115		Unclassified Salaries-Add'l Comp			20,000
1130		Grad Assistants-Research			24,000
<b>Total Unclassified Salaries</b>				-	<b>44,000</b>
<b>Total Unclassified Salaries by Fund</b>					
D10044		RU Center for Real Estate		-	44,000
<b>Total Unclassified Salaries by Fund</b>				-	<b>44,000</b>
<b>STUDENT ASSISTANTS AND BENEFITS</b>					
1760		State Leave Pymt Assessment			317
1830		Regents Retirement			1,701
1850		TIAA Disability			200
1911		Medicare			290
1912		OASDI			1,240
1970		Workers Compensation			121
1980		Unemployment Compensation			27
<b>Total Students and Fringe Benefits</b>				-	<b>3,896</b>
<b>Total Students and Fringe Benefits by Fund</b>					
D10044		RU Center for Real Estate		-	3,896
<b>Total Students and Fringe Benefits</b>				-	<b>3,896</b>
<b>Total Salaries and Fringe Benefits</b>				-	<b>47,896</b>
<b>Total Salaries and Fringe Benefits by Fund</b>					
D10044		RU Center for Real Estate		-	47,896
<b>Total Salaries and Fringe Benefits</b>				-	<b>47,896</b>
<b>OTHER OPERATING EXPENDITURES (OOE)</b>					
7C		Contractual Services			50,200
7F		Commodities			100
7Z		Transfers Out			15,000
<b>Total OOE</b>				-	<b>65,300</b>
<b>Total OOE by Fund</b>					
D10044		RU Center for Real Estate		-	65,300
<b>Total OOE by Fund</b>				-	<b>65,300</b>
<b>Total FTE and Expenditures</b>				-	<b>113,196</b>
<b>Total FTE and Expenditures by Fund</b>					
D10044		RU Center for Real Estate		-	113,196
<b>Total FTE and Expenditures by Fund</b>				-	<b>113,196</b>



**W.S.U ANNUAL BUDGET**  
**102610 - Academic Outreach Credit Courses**  
**For Fiscal Year 2025**

Account Code	Position Number	Name or Account Description	Months	2025 Adopted	
				Budget FTE	Amount
<b>USS SALARIES</b>					
<b>1000 USS Salaries-Permanent</b>					
<b>Total USS Salaries</b>				-	-
<b>Total USS Salaries by Fund</b>					
<b>Total USS Salaries by Fund</b>				-	-
<b>UNCLASSIFIED SALARIES</b>					
<b>1100 Unclassified Salaries-Permanent (Including 1105 - Stipend)</b>					
1110		Uncl-Salaries-Seasonal and Temp			24,569
1115		Unclassified Salaries-Add'l Comp			15,000
<b>Total Unclassified Salaries</b>				-	<b>39,569</b>
<b>Total Unclassified Salaries by Fund</b>					
A2000		GU General Fees Fund		-	24,569
D10022		RU Academic Outreach Credit Course		-	15,000
<b>Total Unclassified Salaries by Fund</b>				-	<b>39,569</b>
<b>STUDENT ASSISTANTS AND BENEFITS</b>					
1690		Shrinkage			(608)
1760		State Leave Pymt Assessment			285
1830		Regents Retirement			1,275
1850		TIAA Disability			150
1911		Medicare			575
1912		OASDI			2,454
1970		Workers Compensation			109
1980		Unemployment Compensation			24
<b>Total Students and Fringe Benefits</b>				-	<b>4,264</b>
<b>Total Students and Fringe Benefits by Fund</b>					
A2000		GU General Fees Fund		-	1,533
D10022		RU Academic Outreach Credit Course		-	2,731
<b>Total Students and Fringe Benefits</b>				-	<b>4,264</b>
<b>Total Salaries and Fringe Benefits</b>				-	<b>43,833</b>
<b>Total Salaries and Fringe Benefits by Fund</b>					
A2000		GU General Fees Fund		-	26,102
D10022		RU Academic Outreach Credit Course		-	17,731
<b>Total Salaries and Fringe Benefits</b>				-	<b>43,833</b>
<b>OTHER OPERATING EXPENDITURES (OOE)</b>					
7C		Contractual Services			263,920
7F		Commodities			10,000
7Z		Transfers Out			997,123
<b>Total OOE</b>				-	<b>1,271,043</b>
<b>Total OOE by Fund</b>					
A2000		GU General Fees Fund		-	7,420
D10022		RU Academic Outreach Credit Course		-	1,123,501
D11278		RU Student Fee Reimbursement		-	140,122
<b>Total OOE by Fund</b>				-	<b>1,271,043</b>
<b>Total FTE and Expenditures</b>				-	<b>1,314,876</b>
<b>Total FTE and Expenditures by Fund</b>					
A2000		GU General Fees Fund		-	33,522
D10022		RU Academic Outreach Credit Course		-	1,141,232
D11278		RU Student Fee Reimbursement		-	140,122

**W.S.U ANNUAL BUDGET**  
**102610 - Academic Outreach Credit Courses**  
**For Fiscal Year 2025**

Account Code	Position Number	Name or Account Description	Months	2025 Adopted	
				Budget FTE	Amount
<b>Total FTE and Expenditures by Fund</b>				<b>-</b>	<b>1,314,876</b>

**W.S.U ANNUAL BUDGET**  
**102308 - Kansas Council on Economic Ed**  
**For Fiscal Year 2025**

Account Code	Position Number	Name or Account Description	Months	2025 Adopted	
				Budget FTE	Amount
<b>USS SALARIES</b>					
<b>1000 USS Salaries-Permanent</b>					
<b>Total USS Salaries</b>				-	-
<b>Total USS Salaries by Fund</b>					
<b>Total USS Salaries by Fund</b>				-	-
<b>UNCLASSIFIED SALARIES</b>					
<b>1100 Unclassified Salaries-Permanent (Including 1105 - Stipend)</b>					
992024		Program Manager, Public/Social Service Programs Vacant		1.00	65,823
<i>This position is fully funded from restricted use sources.</i>					
997630		Director, Center Nichols, Charlene	12	1.00	89,032
<i>\$34,950 of this position is funded from restricted use sources.</i>					
<b>Total Unclassified Salaries</b>				<b>2.00</b>	<b>154,855</b>
<b>Total Unclassified Salaries by Fund</b>					
A0003		GU State General Fund		0.61	54,082
D10038		RU KS Council on Economic Educ		1.39	100,773
<b>Total Unclassified Salaries by Fund</b>				<b>2.00</b>	<b>154,855</b>
<b>STUDENT ASSISTANTS AND BENEFITS</b>					
1200		Student Salaries-Regular			8,550
1210		Student Salaries-WS-WSU Match			3,000
1690		Shrinkage			(1,646)
1760		State Leave Pymt Assessment			1,116
1830		Regents Retirement			7,568
1850		TIAA Disability			1,550
1911		Medicare			2,207
1912		OASDI			9,432
1750		Dependent Health Insurance			4,376
1950		Single Group Health Insurance			9,401
1970		Workers Compensation			424
1980		Unemployment Compensation			93
<b>Total Students and Fringe Benefits</b>					<b>46,071</b>
<b>Total Students and Fringe Benefits by Fund</b>					
A0003		GU State General Fund			16,440
D10038		RU KS Council on Economic Educ			29,631
<b>Total Students and Fringe Benefits</b>					<b>46,071</b>
<b>Total Salaries and Fringe Benefits</b>				<b>2.00</b>	<b>200,926</b>
<b>Total Salaries and Fringe Benefits by Fund</b>					
A0003		GU State General Fund		0.61	70,522
D10038		RU KS Council on Economic Educ		1.39	130,404
<b>Total Salaries and Fringe Benefits</b>				<b>2.00</b>	<b>200,926</b>
<b>OTHER OPERATING EXPENDITURES (OOE)</b>					
7C		Contractual Services			7,550
7F		Commodities			600
7H		Capital Outlay			3,000
<b>Total OOE</b>					<b>11,150</b>
<b>Total OOE by Fund</b>					

**W.S.U ANNUAL BUDGET**  
**102308 - Kansas Council on Economic Ed**  
**For Fiscal Year 2025**

Account Code	Position Number	Name or Account Description	Months	2025 Adopted	
				Budget FTE	Amount
	D10038	RU KS Council on Economic Educ			11,150
		<b>Total OOE by Fund</b>			<b>11,150</b>
		<b>Total FTE and Expenditures</b>		<b>2.00</b>	<b>212,076</b>
<b>Total FTE and Expenditures by Fund</b>					
	A0003	GU State General Fund		0.61	70,522
	D10038	RU KS Council on Economic Educ		1.39	141,554
		<b>Total FTE and Expenditures by Fund</b>		<b>2.00</b>	<b>212,076</b>

**W.S.U ANNUAL BUDGET**  
**102315 - Ctr for Physical Activity and Aging**  
**For Fiscal Year 2025**

Account Code	Position Number	Name or Account Description	Months	2025 Adopted	
				Budget FTE	Amount
<b>USS SALARIES</b>					
<b>1000 USS Salaries-Permanent</b>					
<b>Total USS Salaries</b>				-	-
<b>Total USS Salaries by Fund</b>					
<b>Total USS Salaries by Fund</b>				-	-
<b>UNCLASSIFIED SALARIES</b>					
<b>1100 Unclassified Salaries-Permanent (Including 1105 - Stipend)</b>					
1140		Grad Assistants-Other			750
<b>Total Unclassified Salaries</b>				-	<b>750</b>
<b>Total Unclassified Salaries by Fund</b>					
D10866		RU Ctr-Physical Activity and Aging		-	750
<b>Total Unclassified Salaries by Fund</b>				-	<b>750</b>
<b>STUDENT ASSISTANTS AND BENEFITS</b>					
1760		State Leave Pymt Assessment			6
1970		Workers Compensation			3
1980		Unemployment Compensation			1
<b>Total Students and Fringe Benefits</b>				-	<b>10</b>
<b>Total Students and Fringe Benefits by Fund</b>					
D10866		RU Ctr-Physical Activity and Aging			10
<b>Total Students and Fringe Benefits</b>				-	<b>10</b>
<b>Total Salaries and Fringe Benefits</b>				-	<b>760</b>
<b>Total Salaries and Fringe Benefits by Fund</b>					
D10866		RU Ctr-Physical Activity and Aging		-	760
<b>Total Salaries and Fringe Benefits</b>				-	<b>760</b>
<b>OTHER OPERATING EXPENDITURES (OOE)</b>					
7C		Contractual Services			-
7F		Commodities			-
<b>Total OOE</b>				-	-
<b>Total OOE by Fund</b>					
D10866		RU Ctr-Physical Activity and Aging			-
<b>Total OOE by Fund</b>				-	-
<b>Total FTE and Expenditures</b>				-	<b>760</b>
<b>Total FTE and Expenditures by Fund</b>					
D10866		RU Ctr-Physical Activity and Aging		-	760
<b>Total FTE and Expenditures by Fund</b>				-	<b>760</b>

**W.S.U ANNUAL BUDGET**  
**102326 - Organ Series**  
**For Fiscal Year 2025**

Account Code	Position Number	Name or Account Description	Months	2025 Adopted	
				Budget FTE	Amount
<b>USS SALARIES</b>					
<b>1000 USS Salaries-Permanent</b>					
<b>Total USS Salaries</b>				-	-
<b>Total USS Salaries by Fund</b>					
<b>Total USS Salaries by Fund</b>				-	-
<b>UNCLASSIFIED SALARIES</b>					
<b>1100 Unclassified Salaries-Permanent (Including 1105 - Stipend)</b>					
<b>Total Unclassified Salaries</b>				-	-
<b>Total Unclassified Salaries by Fund</b>					
<b>Total Unclassified Salaries by Fund</b>				-	-
<b>STUDENT ASSISTANTS AND BENEFITS</b>					
<b>Total Students and Fringe Benefits</b>				-	-
<b>Total Students and Fringe Benefits by Fund</b>					
<b>Total Students and Fringe Benefits</b>				-	-
<b>Total Salaries and Fringe Benefits</b>				-	-
<b>Total Salaries and Fringe Benefits by Fund</b>					
<b>Total Salaries and Fringe Benefits</b>				-	-
<b>OTHER OPERATING EXPENDITURES (OOE)</b>					
7C Contractual Services				24,142	
7F Commodities				200	
7V Miscellaneous Non Expense				-	
<b>Total OOE</b>				<b>24,342</b>	
<b>Total OOE by Fund</b>					
D10098 RU Organ Series				24,342	
<b>Total OOE by Fund</b>				<b>24,342</b>	
<b>Total FTE and Expenditures</b>				-	<b>24,342</b>
<b>Total FTE and Expenditures by Fund</b>					
D10098 RU Organ Series				-	24,342
<b>Total FTE and Expenditures by Fund</b>				-	<b>24,342</b>

**W.S.U ANNUAL BUDGET**  
**102358 - Regional Institute on Aging**  
**For Fiscal Year 2025**

Account Code	Position Number	Name or Account Description	Months	2025 Adopted	
				Budget FTE	Amount
<b>USS SALARIES</b>					
<b>1000 USS Salaries-Permanent</b>					
<b>Total USS Salaries</b>				-	-
<b>Total USS Salaries by Fund</b>					
<b>Total USS Salaries by Fund</b>				-	-
<b>UNCLASSIFIED SALARIES</b>					
<b>1100 Unclassified Salaries-Permanent (Including 1105 - Stipend)</b>					
1110		Uncl-Salaries-Seasonal and Temp		-	-
<b>Total Unclassified Salaries</b>				-	-
<b>Total Unclassified Salaries by Fund</b>					
D10668		RU Regional Institute on Aging		-	-
<b>Total Unclassified Salaries by Fund</b>				-	-
<b>STUDENT ASSISTANTS AND BENEFITS</b>					
1760		State Leave Pymt Assessment		-	-
1911		Medicare		-	-
1912		OASDI		-	-
1970		Workers Compensation		-	-
<b>Total Students and Fringe Benefits</b>				-	-
<b>Total Students and Fringe Benefits by Fund</b>					
D10668		RU Regional Institute on Aging		-	-
<b>Total Students and Fringe Benefits</b>				-	-
<b>Total Salaries and Fringe Benefits</b>				-	-
<b>Total Salaries and Fringe Benefits by Fund</b>					
D10668		RU Regional Institute on Aging		-	-
<b>Total Salaries and Fringe Benefits</b>				-	-
<b>OTHER OPERATING EXPENDITURES (OOE)</b>					
7C		Contractual Services		2,500	2,500
7L		Grants Claims & Shared Revenue		7,500	7,500
<b>Total OOE</b>				<b>10,000</b>	<b>10,000</b>
<b>Total OOE by Fund</b>					
D10668		RU Regional Institute on Aging		10,000	10,000
<b>Total OOE by Fund</b>				<b>10,000</b>	<b>10,000</b>
<b>Total FTE and Expenditures</b>				-	<b>10,000</b>
<b>Total FTE and Expenditures by Fund</b>					
D10668		RU Regional Institute on Aging		-	10,000
<b>Total FTE and Expenditures by Fund</b>				-	<b>10,000</b>

**W.S.U ANNUAL BUDGET  
102331 - Psychology Clinic  
For Fiscal Year 2025**

Account Code	Position Number	Name or Account Description	Months	2025 Adopted	
				Budget FTE	Amount
<b>USS SALARIES</b>					
<b>1000 USS Salaries-Permanent</b>					
<b>Total USS Salaries</b>				-	-
<b>Total USS Salaries by Fund</b>					
<b>Total USS Salaries by Fund</b>				-	-
<b>UNCLASSIFIED SALARIES</b>					
<b>1100 Unclassified Salaries-Permanent (Including 1105 - Stipend)</b>					
1140		Grad Assistants-Other		-	5,200
<b>Total Unclassified Salaries</b>				-	<b>5,200</b>
<b>Total Unclassified Salaries by Fund</b>					
D10195		RU Psychology Clinic		-	5,200
<b>Total Unclassified Salaries by Fund</b>				-	<b>5,200</b>
<b>STUDENT ASSISTANTS AND BENEFITS</b>					
1760		State Leave Pymt Assessment		-	38
1970		Workers Compensation		-	15
1980		Unemployment Compensation		-	4
<b>Total Students and Fringe Benefits</b>				-	<b>57</b>
<b>Total Students and Fringe Benefits by Fund</b>					
D10195		RU Psychology Clinic		-	57
<b>Total Students and Fringe Benefits</b>				-	<b>57</b>
<b>Total Salaries and Fringe Benefits</b>				-	<b>5,257</b>
<b>Total Salaries and Fringe Benefits by Fund</b>					
D10195		RU Psychology Clinic		-	5,257
<b>Total Salaries and Fringe Benefits</b>				-	<b>5,257</b>
<b>OTHER OPERATING EXPENDITURES (OOE)</b>					
7C		Contractual Services		-	6,900
7F		Commodities		-	3,100
7H		Capital Outlay		-	1,243
<b>Total OOE</b>				-	<b>11,243</b>
<b>Total OOE by Fund</b>					
D10195		RU Psychology Clinic		-	11,243
<b>Total OOE by Fund</b>				-	<b>11,243</b>
<b>Total FTE and Expenditures</b>				-	<b>16,500</b>
<b>Total FTE and Expenditures by Fund</b>					
D10195		RU Psychology Clinic		-	16,500
<b>Total FTE and Expenditures by Fund</b>				-	<b>16,500</b>



**W.S.U ANNUAL BUDGET**  
**102603 - Barton School Acctg & Auditing Conf**  
**For Fiscal Year 2025**

Account Code	Position Number	Name or Account Description	Months	2025 Adopted	
				Budget FTE	Amount
<b>USS SALARIES</b>					
<b>1000 USS Salaries-Permanent</b>					
<b>Total USS Salaries</b>				-	-
<b>Total USS Salaries by Fund</b>					
<b>Total USS Salaries by Fund</b>				-	-
<b>UNCLASSIFIED SALARIES</b>					
<b>1100 Unclassified Salaries-Permanent (Including 1105 - Stipend)</b>					
<b>Total Unclassified Salaries</b>				-	-
<b>Total Unclassified Salaries by Fund</b>					
<b>Total Unclassified Salaries by Fund</b>				-	-
<b>STUDENT ASSISTANTS AND BENEFITS</b>					
<b>Total Students and Fringe Benefits</b>				-	-
<b>Total Students and Fringe Benefits by Fund</b>					
<b>Total Students and Fringe Benefits</b>				-	-
<b>Total Salaries and Fringe Benefits</b>				-	-
<b>Total Salaries and Fringe Benefits by Fund</b>					
<b>Total Salaries and Fringe Benefits</b>				-	-
<b>OTHER OPERATING EXPENDITURES (OOE)</b>					
7C Contractual Services				12,150	
7F Commodities				1,000	
<b>Total OOE</b>				<b>13,150</b>	
<b>Total OOE by Fund</b>					
D10663		RU Barton Sch Acctg & Auditing Conf		13,150	
<b>Total OOE by Fund</b>				<b>13,150</b>	
<b>Total FTE and Expenditures</b>				-	<b>13,150</b>
<b>Total FTE and Expenditures by Fund</b>					
D10663		RU Barton Sch Acctg & Auditing Conf		-	13,150
<b>Total FTE and Expenditures by Fund</b>				-	<b>13,150</b>

**W.S.U ANNUAL BUDGET**  
**102606 - Center for Management Development**  
**For Fiscal Year 2025**

Account Code	Position Number	Name or Account Description	Months	2025 Adopted	
				Budget FTE	Amount
<b>USS SALARIES</b>					
<b>1000 USS Salaries-Permanent</b>					
<b>Total USS Salaries</b>				-	-
<b>Total USS Salaries by Fund</b>					
<b>Total USS Salaries by Fund</b>				-	-
<b>UNCLASSIFIED SALARIES</b>					
<b>1100 Unclassified Salaries-Permanent (Including 1105 - Stipend)</b>					
991650	Office Manager Vacant			1.00	52,686
<i>This position is fully funded from restricted use sources.</i>					
994550	Manager Business Partnerships Vacant			1.00	50,000
<i>This position is fully funded from restricted use sources.</i>					
994700	Business Manager Bright-Samarzia, Rebecca		12	1.00	66,092
<i>This position is fully funded from restricted use sources.</i>					
997672	Associate Director Center for Management Development Seiwert, Paula		12	1.00	70,689
<i>This position is fully funded from restricted use sources.</i>					
997744	Director, Executive Education and Center for Management Developme Vacant			1.00	133,250
<i>This position is fully funded from restricted use sources.</i>					
1115	Unclassified Salaries-Add'l Comp				100,000
<b>Total Unclassified Salaries</b>				<b>5.00</b>	<b>472,717</b>
<b>Total Unclassified Salaries by Fund</b>					
D10040	RU Ctr for Management Development			5.00	472,717
<b>Total Unclassified Salaries by Fund</b>				<b>5.00</b>	<b>472,717</b>
<b>STUDENT ASSISTANTS AND BENEFITS</b>					
1200	Student Salaries-Regular				24,000
1760	State Leave Pymt Assessment				3,405
1830	Regents Retirement				20,127
1850	TIAA Disability				4,728
1911	Medicare				6,806
1912	OASDI				29,097
1750	Dependent Health Insurance				4,375
1950	Single Group Health Insurance				18,800
1970	Workers Compensation				1,293
1980	Unemployment Compensation				283
<b>Total Students and Fringe Benefits</b>					<b>112,914</b>
<b>Total Students and Fringe Benefits by Fund</b>					
D10040	RU Ctr for Management Development				112,914
<b>Total Students and Fringe Benefits</b>					<b>112,914</b>
<b>Total Salaries and Fringe Benefits</b>				<b>5.00</b>	<b>585,631</b>
<b>Total Salaries and Fringe Benefits by Fund</b>					
D10040	RU Ctr for Management Development			5.00	585,631
<b>Total Salaries and Fringe Benefits</b>				<b>5.00</b>	<b>585,631</b>

**W.S.U ANNUAL BUDGET**  
**102606 - Center for Management Development**  
**For Fiscal Year 2025**

Account Code	Position Number	Name or Account Description	Months	2025 Adopted	
				Budget FTE	Amount
<b>OTHER OPERATING EXPENDITURES (OOE)</b>					
	7C	Contractual Services			312,700
	7F	Commodities			19,250
	7H	Capital Outlay			4,000
	7Z	Transfers Out			100,000
		<b>Total OOE</b>			<b>435,950</b>
<b>Total OOE by Fund</b>					
	D10040	RU Ctr for Management Development			435,950
		<b>Total OOE by Fund</b>			<b>435,950</b>
<b>Total FTE and Expenditures</b>					
				<b>5.00</b>	<b>1,021,581</b>
<b>Total FTE and Expenditures by Fund</b>					
	D10040	RU Ctr for Management Development		5.00	1,021,581
		<b>Total FTE and Expenditures by Fund</b>		<b>5.00</b>	<b>1,021,581</b>

**W.S.U ANNUAL BUDGET  
102621 - Fine Arts Institute  
For Fiscal Year 2025**

Account Code	Position Number	Name or Account Description	Months	2025 Adopted	
				Budget FTE	Amount
<b>USS SALARIES</b>					
<b>1000 USS Salaries-Permanent</b>					
<b>Total USS Salaries</b>				-	-
<b>Total USS Salaries by Fund</b>					
<b>Total USS Salaries by Fund</b>				-	-
<b>UNCLASSIFIED SALARIES</b>					
<b>1100 Unclassified Salaries-Permanent (Including 1105 - Stipend)</b>					
1110		Uncl-Salaries-Seasonal and Temp		-	-
1140		Grad Assistants-Other		-	-
<b>Total Unclassified Salaries</b>				-	-
<b>Total Unclassified Salaries by Fund</b>					
D10101		RU Fine Arts Institute		-	-
<b>Total Unclassified Salaries by Fund</b>				-	-
<b>STUDENT ASSISTANTS AND BENEFITS</b>					
1200		Student Salaries-Regular		-	-
1760		State Leave Pymt Assessment		-	-
1911		Medicare		-	-
1912		OASDI		-	-
1970		Workers Compensation		-	-
<b>Total Students and Fringe Benefits</b>				-	-
<b>Total Students and Fringe Benefits by Fund</b>					
D10101		RU Fine Arts Institute		-	-
<b>Total Students and Fringe Benefits</b>				-	-
<b>Total Salaries and Fringe Benefits</b>				-	-
<b>Total Salaries and Fringe Benefits by Fund</b>					
D10101		RU Fine Arts Institute		-	-
<b>Total Salaries and Fringe Benefits</b>				-	-
<b>OTHER OPERATING EXPENDITURES (OOE)</b>					
7C		Contractual Services		-	-
7F		Commodities		-	-
7V		Miscellaneous Non Expense		700	700
<b>Total OOE</b>				700	700
<b>Total OOE by Fund</b>					
D10101		RU Fine Arts Institute		700	700
<b>Total OOE by Fund</b>				700	700
<b>Total FTE and Expenditures</b>				-	700
<b>Total FTE and Expenditures by Fund</b>					
D10101		RU Fine Arts Institute		-	700
<b>Total FTE and Expenditures by Fund</b>				-	700

**W.S.U ANNUAL BUDGET  
102630 - Conference Support  
For Fiscal Year 2025**

Account Code	Position Number	Name or Account Description	Months	2025 Adopted	
				Budget FTE	Amount
<b>USS SALARIES</b>					
<b>1000 USS Salaries-Permanent</b>					
<b>Total USS Salaries</b>				-	-
<b>Total USS Salaries by Fund</b>					
<b>Total USS Salaries by Fund</b>				-	-
<b>UNCLASSIFIED SALARIES</b>					
<b>1100 Unclassified Salaries-Permanent (Including 1105 - Stipend)</b>					
<b>Total Unclassified Salaries</b>				-	-
<b>Total Unclassified Salaries by Fund</b>					
<b>Total Unclassified Salaries by Fund</b>				-	-
<b>STUDENT ASSISTANTS AND BENEFITS</b>					
<b>Total Students and Fringe Benefits</b>				-	-
<b>Total Students and Fringe Benefits by Fund</b>					
<b>Total Students and Fringe Benefits</b>				-	-
<b>Total Salaries and Fringe Benefits</b>				-	-
<b>Total Salaries and Fringe Benefits by Fund</b>					
<b>Total Salaries and Fringe Benefits</b>				-	-
<b>OTHER OPERATING EXPENDITURES (OOE)</b>					
7C Contractual Services				676,000	
7F Commodities				57,000	
7Z Transfers Out				300,000	
<b>Total OOE</b>				<b>1,033,000</b>	
<b>Total OOE by Fund</b>					
D10852 RU Conference Support				1,033,000	
<b>Total OOE by Fund</b>				<b>1,033,000</b>	
<b>Total FTE and Expenditures</b>				-	<b>1,033,000</b>
<b>Total FTE and Expenditures by Fund</b>					
D10852 RU Conference Support				-	1,033,000
<b>Total FTE and Expenditures by Fund</b>				-	<b>1,033,000</b>

**W.S.U ANNUAL BUDGET**  
**102633 - Univ Conf & Non-Credit Programs**  
**For Fiscal Year 2025**

Account Code	Position Number	Name or Account Description	Months	2025 Adopted	
				Budget FTE	Amount
<b>USS SALARIES</b>					
<b>1000 USS Salaries-Permanent</b>					
1020		USS Salaries-OT		-	-
		<b>Total USS Salaries</b>		<b>-</b>	<b>-</b>
<b>Total USS Salaries by Fund</b>					
D10045		RU Univ Conf & Non-Credit Programs		-	-
		<b>Total USS Salaries by Fund</b>		<b>-</b>	<b>-</b>
<b>UNCLASSIFIED SALARIES</b>					
<b>1100 Unclassified Salaries-Permanent (Including 1105 - Stipend)</b>					
994018		Office Manager Vacant		1.00	48,194
		<i>This position is fully funded from restricted use sources.</i>			
994580		Events Manager Stringer, Joanna	12	1.00	48,693
		<i>\$21,921 of this position is funded from restricted use sources.</i>			
997437		Events Manager Martinez, Nora	12	1.00	47,195
		<i>This position is fully funded from restricted use sources.</i>			
998440		Executive Director Workforce Professional and Community Education Moore, Kimberly	12	1.00	116,466
		<i>\$2,588 of this position is funded from restricted use sources.</i>			
998594		Events Manager Grant, Leslie	12	1.00	47,195
		<i>This position is fully funded from restricted use sources.</i>			
998614		Assistant Director Office of Workforce, Professional and Community Education Fontarum, Lauren	12	1.00	57,561
		<i>\$12,082 of this position is funded from restricted use sources.</i>			
1160		Unclass Sal-OT/Comp/AHR			800
		<b>Total Unclassified Salaries</b>		<b>6.00</b>	<b>366,104</b>
<b>Total Unclassified Salaries by Fund</b>					
A0003		GU State General Fund		0.79	46,279
A2000		GU General Fees Fund		1.53	140,649
D10045		RU Univ Conf & Non-Credit Programs		3.68	179,176
		<b>Total Unclassified Salaries by Fund</b>		<b>6.00</b>	<b>366,104</b>
<b>STUDENT ASSISTANTS AND BENEFITS</b>					
1690		Shrinkage			(5,663)
1760		State Leave Pymt Assessment			2,638
1810		KPERS Retirement			-
1830		Regents Retirement			27,026
1850		TIAA Disability			3,663
1911		Medicare			5,231
1912		OASDI			22,352
1750		Dependent Health Insurance			8,752
1950		Single Group Health Insurance			28,203
1970		Workers Compensation			1,005
1980		Unemployment Compensation			222
		<b>Total Students and Fringe Benefits</b>			<b>93,429</b>
<b>Total Students and Fringe Benefits by Fund</b>					
A0003		GU State General Fund			17,729

**W.S.U ANNUAL BUDGET**  
**102633 - Univ Conf & Non-Credit Programs**  
**For Fiscal Year 2025**

Account Code	Position Number	Name or Account Description	Months	2025 Adopted	
				Budget FTE	Amount
	A2000	GU General Fees Fund			38,016
	D10045	RU Univ Conf & Non-Credit Programs			37,684
		<b>Total Students and Fringe Benefits</b>			<b>93,429</b>
		<b>Total Salaries and Fringe Benefits</b>		<b>6.00</b>	<b>459,533</b>
<b>Total Salaries and Fringe Benefits by Fund</b>					
	A0003	GU State General Fund		0.79	64,008
	A2000	GU General Fees Fund		1.53	178,665
	D10045	RU Univ Conf & Non-Credit Programs		3.68	216,860
		<b>Total Salaries and Fringe Benefits</b>		<b>6.00</b>	<b>459,533</b>
<b>OTHER OPERATING EXPENDITURES (OOE)</b>					
	7C	Contractual Services			197,668
	7F	Commodities			13,550
	7H	Capital Outlay			100
		<b>Total OOE</b>			<b>211,318</b>
<b>Total OOE by Fund</b>					
	A2000	GU General Fees Fund			1,718
	D10045	RU Univ Conf & Non-Credit Programs			209,600
		<b>Total OOE by Fund</b>			<b>211,318</b>
		<b>Total FTE and Expenditures</b>		<b>6.00</b>	<b>670,851</b>
<b>Total FTE and Expenditures by Fund</b>					
	A0003	GU State General Fund		0.79	64,008
	A2000	GU General Fees Fund		1.53	180,383
	D10045	RU Univ Conf & Non-Credit Programs		3.68	426,460
		<b>Total FTE and Expenditures by Fund</b>		<b>6.00</b>	<b>670,851</b>

**W.S.U ANNUAL BUDGET  
102635 - Community Education  
For Fiscal Year 2025**

Account Code	Position Number	Name or Account Description	Months	2025 Adopted	
				Budget FTE	Amount
<b>USS SALARIES</b>					
<b>1000 USS Salaries-Permanent</b>					
<b>Total USS Salaries</b>				-	-
<b>Total USS Salaries by Fund</b>					
<b>Total USS Salaries by Fund</b>				-	-
<b>UNCLASSIFIED SALARIES</b>					
<b>1100 Unclassified Salaries-Permanent (Including 1105 - Stipend)</b>					
1110		Uncl-Salaries-Seasonal and Temp		-	-
1115		Unclassified Salaries-Add'l Comp		-	-
1160		Unclass Sal-OT/Comp/AHR		-	-
<b>Total Unclassified Salaries</b>				-	-
<b>Total Unclassified Salaries by Fund</b>					
D10046		RU Community Education		-	-
<b>Total Unclassified Salaries by Fund</b>				-	-
<b>STUDENT ASSISTANTS AND BENEFITS</b>					
1200		Student Salaries-Regular		-	-
1760		State Leave Pymt Assessment		-	-
1830		Regents Retirement		-	-
1850		TIAA Disability		-	-
1911		Medicare		-	-
1912		OASDI		-	-
1970		Workers Compensation		-	-
<b>Total Students and Fringe Benefits</b>				-	-
<b>Total Students and Fringe Benefits by Fund</b>					
D10046		RU Community Education		-	-
<b>Total Students and Fringe Benefits</b>				-	-
<b>Total Salaries and Fringe Benefits</b>				-	-
<b>Total Salaries and Fringe Benefits by Fund</b>					
D10046		RU Community Education		-	-
<b>Total Salaries and Fringe Benefits</b>				-	-
<b>OTHER OPERATING EXPENDITURES (OOE)</b>					
7C		Contractual Services		95,915	95,915
7F		Commodities		9,200	9,200
7Z		Transfers Out		-	-
<b>Total OOE</b>				105,115	105,115
<b>Total OOE by Fund</b>					
D10046		RU Community Education		105,115	105,115
<b>Total OOE by Fund</b>				105,115	105,115
<b>Total FTE and Expenditures</b>				-	105,115
<b>Total FTE and Expenditures by Fund</b>					
D10046		RU Community Education		-	105,115
<b>Total FTE and Expenditures by Fund</b>				-	105,115



**W.S.U ANNUAL BUDGET**  
**102636 - Hughes Metropolitan Complex**  
**For Fiscal Year 2025**

Account Code	Position Number	Name or Account Description	Months	2025 Adopted	
				Budget FTE	Amount
<b>USS SALARIES</b>					
<b>1000 USS Salaries-Permanent</b>					
	999685	Event Services Assistant Carmichael, Joseph	12	1.00	27,622
		<i>\$2,283 of this position is funded from restricted use sources.</i>			
	999698	Event Services Lead Edwards, Anita	12	1.00	35,880
<b>Total USS Salaries</b>				<b>2.00</b>	<b>63,502</b>
<b>Total USS Salaries by Fund</b>					
A0003		GU State General Fund		1.00	35,880
A2000		GU General Fees Fund		0.92	25,340
D10047		RU Hughes Metropolitan Complex		0.08	2,283
<b>Total USS Salaries by Fund</b>				<b>2.00</b>	<b>63,502</b>
<b>UNCLASSIFIED SALARIES</b>					
<b>1100 Unclassified Salaries-Permanent (Including 1105 - Stipend)</b>					
	996106	Associate Director Workforce, Professional and Community Education Brewster, James	12	1.00	76,581
		<i>\$38,811 of this position is funded from restricted use sources.</i>			
	1160	Unclass Sal-OT/Comp/AHR			-
<b>Total Unclassified Salaries</b>				<b>1.00</b>	<b>76,581</b>
<b>Total Unclassified Salaries by Fund</b>					
A0003		GU State General Fund		-	-
A2000		GU General Fees Fund		0.49	37,770
D10047		RU Hughes Metropolitan Complex		0.51	38,811
<b>Total Unclassified Salaries by Fund</b>				<b>1.00</b>	<b>76,581</b>
<b>STUDENT ASSISTANTS AND BENEFITS</b>					
	1200	Student Salaries-Regular			-
	1690	Shrinkage			(3,373)
	1760	State Leave Pymt Assessment			1,011
	1810	KPERS Retirement			7,253
	1830	Regents Retirement			6,510
	1850	TIAA Disability			1,403
	1911	Medicare			1,914
	1912	OASDI			8,179
	1750	Dependent Health Insurance			8,751
	1752	Healthy Kids Health Insurance			864
	1950	Single Group Health Insurance			28,202
	1970	Workers Compensation			387
	1980	Unemployment Compensation			82
<b>Total Students and Fringe Benefits</b>					<b>61,183</b>
<b>Total Students and Fringe Benefits by Fund</b>					
A0003		GU State General Fund			19,623
A2000		GU General Fees Fund			25,882
D10047		RU Hughes Metropolitan Complex			15,677
<b>Total Students and Fringe Benefits</b>					<b>61,183</b>
<b>Total Salaries and Fringe Benefits</b>				<b>3.00</b>	<b>201,266</b>
<b>Total Salaries and Fringe Benefits by Fund</b>					
A0003		GU State General Fund		1.00	55,503
A2000		GU General Fees Fund		1.41	88,992
D10047		RU Hughes Metropolitan Complex		0.59	56,771
<b>Total Salaries and Fringe Benefits</b>				<b>3.00</b>	<b>201,266</b>

**W.S.U ANNUAL BUDGET**  
**102636 - Hughes Metropolitan Complex**  
**For Fiscal Year 2025**

Account Code	Position Number	Name or Account Description	Months	2025 Adopted	
				Budget FTE	Amount
<b>OTHER OPERATING EXPENDITURES (OOE)</b>					
7C		Contractual Services			10,825
7F		Commodities			14,250
7H		Capital Outlay			750
7V		Miscellaneous Non Expense			-
		<b>Total OOE</b>			<b>25,825</b>
<b>Total OOE by Fund</b>					
D10047		RU Hughes Metropolitan Complex			25,825
		<b>Total OOE by Fund</b>			<b>25,825</b>
<b>Total FTE and Expenditures</b>				<b>3.00</b>	<b>227,091</b>
<b>Total FTE and Expenditures by Fund</b>					
A0003		GU State General Fund		1.00	55,503
A2000		GU General Fees Fund		1.41	88,992
D10047		RU Hughes Metropolitan Complex		0.59	82,596
		<b>Total FTE and Expenditures by Fund</b>		<b>3.00</b>	<b>227,091</b>

**W.S.U ANNUAL BUDGET**  
**102639 - Workforce Development**  
**For Fiscal Year 2025**

Account Code	Position Number	Name or Account Description	Months	2025 Adopted	
				Budget FTE	Amount
<b>USS SALARIES</b>					
<b>1000 USS Salaries-Permanent</b>					
<b>Total USS Salaries</b>				-	-
<b>Total USS Salaries by Fund</b>					
<b>Total USS Salaries by Fund</b>				-	-
<b>UNCLASSIFIED SALARIES</b>					
<b>1100 Unclassified Salaries-Permanent (Including 1105 - Stipend)</b>					
998232		Academic Program Specialist and Marketing Coordinator Heizelman, Tyler	12	1.00	44,999
<i>\$40,229 of this position is funded from restricted use sources.</i>					
1115		Unclassified Salaries-Add'l Comp			-
<b>Total Unclassified Salaries</b>				<b>1.00</b>	<b>44,999</b>
<b>Total Unclassified Salaries by Fund</b>					
A0003		GU State General Fund		0.11	4,770
D11149		RU Workforce Development		0.89	40,229
<b>Total Unclassified Salaries by Fund</b>				<b>1.00</b>	<b>44,999</b>
<b>STUDENT ASSISTANTS AND BENEFITS</b>					
1690		Shrinkage			(152)
1760		State Leave Pymt Assessment			325
1830		Regents Retirement			3,826
1850		TIAA Disability			451
1911		Medicare			647
1912		OASDI			2,761
1950		Single Group Health Insurance			9,401
1970		Workers Compensation			125
1980		Unemployment Compensation			27
<b>Total Students and Fringe Benefits</b>					<b>17,411</b>
<b>Total Students and Fringe Benefits by Fund</b>					
A0003		GU State General Fund			1,714
D11149		RU Workforce Development			15,697
<b>Total Students and Fringe Benefits</b>					<b>17,411</b>
<b>Total Salaries and Fringe Benefits</b>				<b>1.00</b>	<b>62,410</b>
<b>Total Salaries and Fringe Benefits by Fund</b>					
A0003		GU State General Fund		0.11	6,484
D11149		RU Workforce Development		0.89	55,926
<b>Total Salaries and Fringe Benefits</b>				<b>1.00</b>	<b>62,410</b>
<b>OTHER OPERATING EXPENDITURES (OOE)</b>					
7C		Contractual Services			12,000
7F		Commodities			-
7Z		Transfers Out			-
<b>Total OOE</b>					<b>12,000</b>
<b>Total OOE by Fund</b>					
A2000		GU General Fees Fund			-
D11149		RU Workforce Development			12,000
<b>Total OOE by Fund</b>					<b>12,000</b>
<b>Total FTE and Expenditures</b>				<b>1.00</b>	<b>74,410</b>
<b>Total FTE and Expenditures by Fund</b>					
A0003		GU State General Fund		0.11	6,484

**W.S.U ANNUAL BUDGET**  
**102639 - Workforce Development**  
**For Fiscal Year 2025**

Account Code	Position Number	Name or Account Description	Months	2025 Adopted	
				Budget FTE	Amount
A2000		GU General Fees Fund		-	-
D11149		RU Workforce Development		0.89	67,926
<b>Total FTE and Expenditures by Fund</b>				<b>1.00</b>	<b>74,410</b>

**W.S.U ANNUAL BUDGET**  
**102650 - Training and Technology Team-T3 Lab**  
**For Fiscal Year 2025**

Account Code	Position Number	Name or Account Description	Months	2025 Adopted	
				Budget FTE	Amount
<b>USS SALARIES</b>					
<b>1000 USS Salaries-Permanent</b>					
<b>Total USS Salaries</b>				-	-
<b>Total USS Salaries by Fund</b>					
<b>Total USS Salaries by Fund</b>				-	-
<b>UNCLASSIFIED SALARIES</b>					
<b>1100 Unclassified Salaries-Permanent (Including 1105 - Stipend)</b>					
980715	IDP Software Developer I	Khan, Salman	12	1.00	61,000
	<i>This position is fully funded from restricted use sources.</i>				
993007	IDP Software Developer II	Hanif, Unaza	12	1.00	81,000
	<i>This position is fully funded from restricted use sources.</i>				
994959	Director Training & Technology	Jones, Amy	12	1.00	113,300
	<i>This position is fully funded from restricted use sources.</i>				
994961	Software Engineer, Senior	Khan, Haris	12	1.00	124,300
	<i>This position is fully funded from restricted use sources.</i>				
994964	Graphic Designer, Senior	Christensen, Linh	12	1.00	73,100
	<i>This position is fully funded from restricted use sources.</i>				
995235	Software Engineer	Schmidt, Jared	12	1.00	87,840
	<i>This position is fully funded from restricted use sources.</i>				
998688	Executive Director	Forney, Matthew	12	0.19	31,500
	<i>This position is fully funded from restricted use sources.</i>				
1115	Unclassified Salaries-Add'l Comp				-
1130	Grad Assistants-Research				-
<b>Total Unclassified Salaries</b>				<b>6.19</b>	<b>572,040</b>
<b>Total Unclassified Salaries by Fund</b>					
D10393	RU Training and Tech Team-T3			6.19	572,040
<b>Total Unclassified Salaries by Fund</b>				<b>6.19</b>	<b>572,040</b>
<b>STUDENT ASSISTANTS AND BENEFITS</b>					
1200	Student Salaries-Regular				-
1760	State Leave Pymt Assessment				4,122
1830	Regents Retirement				48,627
1850	TIAA Disability				5,721
1911	Medicare				8,164
1912	OASDI				34,902
1750	Dependent Health Insurance				13,946
1950	Single Group Health Insurance				58,163
1970	Workers Compensation				1,565
1980	Unemployment Compensation				342
<b>Total Students and Fringe Benefits</b>					<b>175,552</b>
<b>Total Students and Fringe Benefits by Fund</b>					

**W.S.U ANNUAL BUDGET**  
**102650 - Training and Technology Team-T3 Lab**  
**For Fiscal Year 2025**

Account Code	Position Number	Name or Account Description	Months	2025 Adopted	
				Budget FTE	Amount
	D10393	RU Training and Tech Team-T3			175,552
		<b>Total Students and Fringe Benefits</b>			<b>175,552</b>
		<b>Total Salaries and Fringe Benefits</b>		<b>6.19</b>	<b>747,592</b>
<b>Total Salaries and Fringe Benefits by Fund</b>					
	D10393	RU Training and Tech Team-T3		6.19	747,592
		<b>Total Salaries and Fringe Benefits</b>		<b>6.19</b>	<b>747,592</b>
<hr/>					
<b>OTHER OPERATING EXPENDITURES (OOE)</b>					
	7C	Contractual Services			47,240
	7F	Commodities			1,270
	7H	Capital Outlay			70,200
	7X	Indirect Costs			121,453
		<b>Total OOE</b>			<b>240,163</b>
<b>Total OOE by Fund</b>					
	D10393	RU Training and Tech Team-T3			230,163
	D11555	SRO T3 Reserve			10,000
		<b>Total OOE by Fund</b>			<b>240,163</b>
		<b>Total FTE and Expenditures</b>		<b>6.19</b>	<b>987,755</b>
<b>Total FTE and Expenditures by Fund</b>					
	D10393	RU Training and Tech Team-T3		6.19	977,755
	D11555	SRO T3 Reserve		-	10,000
		<b>Total FTE and Expenditures by Fund</b>		<b>6.19</b>	<b>987,755</b>

**W.S.U ANNUAL BUDGET**  
**102219 - Strategic Enrollment Management**  
**For Fiscal Year 2025**

Account Code	Position Number	Name or Account Description	Months	2025 Adopted	
				Budget FTE	Amount
<b>USS SALARIES</b>					
<b>1000 USS Salaries-Permanent</b>					
<b>Total USS Salaries</b>				-	-
<b>Total USS Salaries by Fund</b>					
<b>Total USS Salaries by Fund</b>				-	-
<b>UNCLASSIFIED SALARIES</b>					
<b>1100 Unclassified Salaries-Permanent (Including 1105 - Stipend)</b>					
997094		Manager Community Engagement and Development Beal, Kristin	12	0.50	32,868
<i>This position is fully funded from restricted use sources.</i>					
<b>Total Unclassified Salaries</b>				<b>0.50</b>	<b>32,868</b>
<b>Total Unclassified Salaries by Fund</b>					
D11743		RU Strategic Enrollment Management		0.50	32,868
<b>Total Unclassified Salaries by Fund</b>				<b>0.50</b>	<b>32,868</b>
<b>STUDENT ASSISTANTS AND BENEFITS</b>					
1760		State Leave Pymt Assessment			237
1830		Regents Retirement			2,794
1850		TIAA Disability			329
1911		Medicare			446
1912		OASDI			1,905
1750		Dependent Health Insurance			2,921
1950		Single Group Health Insurance			6,275
1970		Workers Compensation			90
1980		Unemployment Compensation			19
<b>Total Students and Fringe Benefits</b>					<b>15,016</b>
<b>Total Students and Fringe Benefits by Fund</b>					
D11743		RU Strategic Enrollment Management			15,016
<b>Total Students and Fringe Benefits</b>					<b>15,016</b>
<b>Total Salaries and Fringe Benefits</b>				<b>0.50</b>	<b>47,884</b>
<b>Total Salaries and Fringe Benefits by Fund</b>					
D11743		RU Strategic Enrollment Management		0.50	47,884
<b>Total Salaries and Fringe Benefits</b>				<b>0.50</b>	<b>47,884</b>
<b>OTHER OPERATING EXPENDITURES (OOE)</b>					
7C		Contractual Services			150,376
7Z		Transfers Out			140,000
<b>Total OOE</b>					<b>290,376</b>
<b>Total OOE by Fund</b>					
D11743		RU Strategic Enrollment Management			290,376
<b>Total OOE by Fund</b>					<b>290,376</b>
<b>Total FTE and Expenditures</b>				<b>0.50</b>	<b>338,260</b>
<b>Total FTE and Expenditures by Fund</b>					
D11743		RU Strategic Enrollment Management		0.50	338,260
<b>Total FTE and Expenditures by Fund</b>				<b>0.50</b>	<b>338,260</b>

**W.S.U ANNUAL BUDGET**  
**102226 - University Event Mgmt Services**  
**For Fiscal Year 2025**

Account Code	Position Number	Name or Account Description	Months	2025 Adopted	
				Budget FTE	Amount
<b>USS SALARIES</b>					
<b>1000 USS Salaries-Permanent</b>					
<b>Total USS Salaries</b>				-	-
<b>Total USS Salaries by Fund</b>					
<b>Total USS Salaries by Fund</b>				-	-
<b>UNCLASSIFIED SALARIES</b>					
<b>1100 Unclassified Salaries-Permanent (Including 1105 - Stipend)</b>					
994019		Facility Assistant Clark Bakel, Connie	12	1.00	43,451
994905		Events Coordinator Sublett, James	12	1.00	43,077
994913		Events Coordinator Polanco Botteselle, Sofia	12	1.00	42,453
1110		Uncl-Salaries-Seasonal and Temp			70,000
<b>Total Unclassified Salaries</b>				<b>3.00</b>	<b>198,981</b>
<b>Total Unclassified Salaries by Fund</b>					
A2000		GU General Fees Fund		3.00	198,981
<b>Total Unclassified Salaries by Fund</b>				<b>3.00</b>	<b>198,981</b>
<b>STUDENT ASSISTANTS AND BENEFITS</b>					
1200		Student Salaries-Regular			28,000
1690		Shrinkage			(5,942)
1760		State Leave Pymt Assessment			1,434
1830		Regents Retirement			10,965
1850		TIAA Disability			1,291
1911		Medicare			2,783
1912		OASDI			11,897
1750		Dependent Health Insurance			4,375
1950		Single Group Health Insurance			28,200
1970		Workers Compensation			545
1980		Unemployment Compensation			117
<b>Total Students and Fringe Benefits</b>					<b>83,665</b>
<b>Total Students and Fringe Benefits by Fund</b>					
A2000		GU General Fees Fund			55,665
D11810		RU University Event Mgmt Services			28,000
<b>Total Students and Fringe Benefits</b>					<b>83,665</b>
<b>Total Salaries and Fringe Benefits</b>				<b>3.00</b>	<b>282,646</b>
<b>Total Salaries and Fringe Benefits by Fund</b>					
A2000		GU General Fees Fund		3.00	254,646
D11810		RU University Event Mgmt Services		-	28,000
<b>Total Salaries and Fringe Benefits</b>				<b>3.00</b>	<b>282,646</b>
<b>OTHER OPERATING EXPENDITURES (OOE)</b>					
7C		Contractual Services			5,575
7F		Commodities			1,250
7H		Capital Outlay			500
<b>Total OOE</b>					<b>7,325</b>
<b>Total OOE by Fund</b>					
D11810		RU University Event Mgmt Services			7,325



**W.S.U ANNUAL BUDGET**  
**102226 - University Event Mgmt Services**  
**For Fiscal Year 2025**

Account Code	Position Number	Name or Account Description	Months	2025 Adopted	
				Budget FTE	Amount
<b>Total OOE by Fund</b>					<b>7,325</b>
<b>Total FTE and Expenditures</b>				<b>3.00</b>	<b>289,971</b>
<b>Total FTE and Expenditures by Fund</b>					
A2000		GU General Fees Fund		3.00	254,646
D11810		RU University Event Mgmt Services		-	35,325
<b>Total FTE and Expenditures by Fund</b>				<b>3.00</b>	<b>289,971</b>

**Wichita State University**  
**Fiscal Year 2025 Annual Operating Budget**

**Public Service Program**  
**Program Code 46000**

**Public Service Program Budget Summary**

<u>Expenditures</u>	<u>General Use Funds</u>				<u>Restricted Use Funds</u>	<u>Total Budget</u>	<u>% of Total Budget</u>
	<u>State General Fund</u>	<u>General Fees (Tuition) Fund</u>	<u>Total</u>	<u>% of General Use Budget</u>			
<b>Salaries and Fringe Benefits</b>							
University Support Staff Salaries	\$ 35,880	\$ 25,340	\$ 61,220	4.8%	\$ 2,283	\$ 63,502	0.3%
Unclassified Salaries	488,201	417,904	906,105	71.1%	14,312,916	15,219,021	69.3%
Student Salaries	7,459	-	7,459	0.6%	95,050	102,509	0.5%
Fringe Benefits	173,948	135,283	309,231	24.3%	3,681,163	3,990,395	18.2%
Shrinkage	(15,918)	(13,192)	(29,110)	-2.3%	-	(29,110)	-0.1%
<b>Subtotal Salaries and Fringe Benefits</b>	<u>\$ 689,570</u>	<u>\$ 565,335</u>	<u>\$ 1,254,905</u>	<u>98.5%</u>	<u>\$ 18,091,412</u>	<u>\$ 19,346,317</u>	<u>88.1%</u>
<b>Other Operating Expenditures</b>	<u>\$ -</u>	<u>\$ 19,114</u>	<u>\$ 19,114</u>	<u>1.5%</u>	<u>\$ 2,602,376</u>	<u>\$ 2,621,490</u>	<u>11.9%</u>
<b>Total Public Service Program Budget</b>	<u><u>\$ 689,570</u></u>	<u><u>\$ 584,449</u></u>	<u><u>\$ 1,274,019</u></u>	<u><u>100.0%</u></u>	<u><u>\$ 20,693,788</u></u>	<u><u>\$ 21,967,807</u></u>	<u><u>100.0%</u></u>

Summary excludes nonreportable expenditures

**Wichita State University**  
**Fiscal Year 2025 Annual Operating Budget**

**Academic Support Program**  
**Program Code 43000**

**Academic Support Program Definition**

The Academic Support Program includes funds expended to provide support services for the institution's primary missions: instruction, research, and public service. It includes the retention, preservation, and display of educational materials (libraries, museums, and galleries); media (audio-visual services); information technology; academic administration (including academic deans but not department chairpersons); personnel development; and separately budgeted support for course and curriculum development. The Academic Support Program is further divided into six sub-programs: Libraries (43041), Museums and Galleries (43042), Audio Visual Services (43043), Computing Support (43044), Ancillary Support (43045) and Academic Administration (43046).

**W.S.U ANNUAL BUDGET**  
**102800 - Library**  
**For Fiscal Year 2025**

Account Code	Position Number	Name or Account Description	Months	2025 Adopted	
				Budget FTE	Amount
<b>USS SALARIES</b>					
<b>1000 USS Salaries-Permanent</b>					
	999420	Music Library Supervisor Ramirez, Catherine	12	1.00	42,702
	999590	Library Acquisitions Specialist Robertson, Jack	12	1.00	34,382
	999782	Library Metadata Specialist Diaz, Anita	12	1.00	37,690
	999796	Library Metadata Specialist Lewis, Judith	12	1.00	34,382
	999797	Special Collections Research and Operations Manager Nelson, Mary	12	1.00	51,230
	999961	Library Resource Sharing Specialist McGrath, Carrye	12	1.00	42,619
		<b>Total USS Salaries</b>		<b>6.00</b>	<b>243,006</b>
<b>Total USS Salaries by Fund</b>					
	A0003	GU State General Fund		6.00	243,006
		<b>Total USS Salaries by Fund</b>		<b>6.00</b>	<b>243,006</b>
<b>UNCLASSIFIED SALARIES</b>					
<b>1100 Unclassified Salaries-Permanent (Including 1105 - Stipend)</b>					
	993071	Library Resource Sharing Specialist Underhill, Haley	12	1.00	34,299
	993502	Library Stacks and Facilities Supervisor Gomez, Joeli	12	1.00	41,059
	994024	Library Patent and Trademark Specialist Pierpoint, Jessica	12	1.00	34,299
	994054	Library Circulation Supervisor Petersen, Alisha	12	1.00	41,059
	996969	Library Reserve Specialist Rue, Sara	12	1.00	34,382
	997578	Archival Processing Specialist Vacant		1.00	39,333
	997667	Associate Professor and Technology Development Librarian Willis, Samuel	12	1.00	75,113
	997939	Technology Support Specialist Caldwell, Anthony	12	1.00	53,685
	997982	Associate Professor and Digital Resources Librarian O'Reilly, Faye	12	1.00	75,113
	997983	Instruction and Research Services Librarian and Associate Professor Bowen, Aaron	12	1.00	75,394
	997984	Associate Dean for Academic Engagement and Public Services and Assistant Professor			

**W.S.U ANNUAL BUDGET**  
**102800 - Library**  
**For Fiscal Year 2025**

Account Code	Position Number	Name or Account Description	Months	2025 Adopted	
				Budget FTE	Amount
		Weare, William	12	1.00	104,953
	997985	Instruction and Research Services Librarian and Associate Professor Filbert, Nathan	12	1.00	75,113
	997987	Associate Professor and Cataloging and Institutional Repository Librarian Matveyeva, Susan	12	1.00	76,696
	997989	Instruction and Outreach and Teaching Professor Paul, Angela	12	1.00	60,901
	997990	Data Librarian and Assistant Professor Vacant		1.00	68,755
	997991	Instruction and Research Services Librarian and Associate Professor Kuhlmann, Lacy	12	1.00	75,113
	997993	Director of Library Technologies Usmani, Muhammad	12	1.00	96,609
	997994	Associate Professor and Metadata and Digital Initiatives Librarian Walker, Elizabeth	12	1.00	75,113
	997996	Associate Dean for Technical Services & Associate Professor Deyoe, Nancy	12	1.00	108,646
	997997	Student Success Librarian and Assistant Professor Vacant		1.00	63,328
	997998	Curator of Special Collections and University Archivist and Assistant Professor Curley, Christine	12	1.00	65,764
	997999	Assessment and User Experience Librarian and Assistant Professor Vacant		1.00	73,525
	998001	Professor and Senior Coordinator of Collection Strategies and Development Williams, Virginia	12	1.00	93,549
	998335	Associate Professor and Music and Fine Arts Librarian Crane, Rachel	12	1.00	75,383
	998697	Manager of Library Access Services Jackson, Cynorra	12	1.00	52,363
	998802	Library Research Specialist Unruh, Kelsey	12	1.00	34,299
	999310	Library Scholarly Information Specialist Henning, Samantha	12	1.00	34,299
	999569	Humanities & Social Sciences Librarian and Assistant Professor Lindsay, Ethan	12	1.00	66,020
	999646	Library Specialist Rasmussen, Megan	12	1.00	34,299
	999781	Library Acquisitions Specialist Goetz, Katherine	12	1.00	32,240
	999787	Administrative Specialist			

**W.S.U ANNUAL BUDGET**  
**102800 - Library**  
**For Fiscal Year 2025**

Account Code	Position Number	Name or Account Description	Months	2025 Adopted	
				Budget FTE	Amount
		Pini, Madison	12	1.00	36,941
	999789	Library Resource Sharing Specialist Sifuentez, Madison	12	1.00	34,299
	999791	Library Scholarly Information Specialist Allen, Anastasia	12	1.00	32,240
	999792	Library Metadata Specialist Herrman, Sara	12	1.00	34,299
	999794	Manager of Library Resource Acquisitions Services Versch, Stephanie	12	1.00	47,418
	999798	Library Scholarly Information Specialist Thompson, Grant	12	1.00	34,382
	999799	Library Metadata Specialist Baker, Ginger	12	1.00	34,299
	999802	University Libraries Marketing Coordinator Penner, Tate	12	1.00	41,033
	999842	Library Acquisitions Specialist Vacant		1.00	37,336
	1115	Unclassified Salaries-Add'l Comp			-
	1140	Grad Assistants-Other			102,300
<b>Total Unclassified Salaries</b>				<b>39.00</b>	<b>2,305,253</b>
<b>Total Unclassified Salaries by Fund</b>					
	A0003	GU State General Fund		31.00	1,669,906
	A2000	GU General Fees Fund		8.00	566,026
	D10202	RU Library		-	-
	D11204	RU Library-SCKLS		-	69,322
<b>Total Unclassified Salaries by Fund</b>				<b>39.00</b>	<b>2,305,253</b>
<b>STUDENT ASSISTANTS AND BENEFITS</b>					
	1200	Student Salaries-Regular			-
	1690	Shrinkage			(75,871)
	1760	State Leave Pymt Assessment			18,366
	1810	KPERS Retirement			33,171
	1830	Regents Retirement			159,244
	1850	TIAA Disability			24,480
	1911	Medicare			34,294
	1912	OASDI			146,546
	1750	Dependent Health Insurance			65,626
	1752	Healthy Kids Health Insurance			863
	1950	Single Group Health Insurance			357,202
	1970	Workers Compensation			6,982
	1980	Unemployment Compensation			1,504
<b>Total Students and Fringe Benefits</b>					<b>772,407</b>
<b>Total Students and Fringe Benefits by Fund</b>					
	A0003	GU State General Fund			623,175
	A2000	GU General Fees Fund			148,500
	D10202	RU Library			-
	D11204	RU Library-SCKLS			732
<b>Total Students and Fringe Benefits</b>					<b>772,407</b>
<b>Total Salaries and Fringe Benefits</b>				<b>45.00</b>	<b>3,320,667</b>
<b>Total Salaries and Fringe Benefits by Fund</b>					
	A0003	GU State General Fund		37.00	2,536,087

**W.S.U ANNUAL BUDGET**  
**102800 - Library**  
**For Fiscal Year 2025**

Account Code	Position Number	Name or Account Description	Months	2025 Adopted	
				Budget FTE	Amount
A2000		GU General Fees Fund		8.00	714,526
D10202		RU Library		-	-
D11204		RU Library-SCKLS		-	70,054
<b>Total Salaries and Fringe Benefits</b>				<b>45.00</b>	<b>3,320,667</b>
<b>OTHER OPERATING EXPENDITURES (OEE)</b>					
		7C Contractual Services			102,230
		7F Commodities			10,800
		7H Capital Outlay			20,639
		7Z Transfers Out			-
<b>Total OEE</b>					<b>133,669</b>
<b>Total OEE by Fund</b>					
A2000		GU General Fees Fund			87,039
D10202		RU Library			46,630
D11204		RU Library-SCKLS			-
<b>Total OEE by Fund</b>					<b>133,669</b>
<b>Total FTE and Expenditures</b>				<b>45.00</b>	<b>3,454,336</b>
<b>Total FTE and Expenditures by Fund</b>					
A0003		GU State General Fund		37.00	2,536,087
A2000		GU General Fees Fund		8.00	801,565
D10202		RU Library		-	46,630
D11204		RU Library-SCKLS		-	70,054
<b>Total FTE and Expenditures by Fund</b>				<b>45.00</b>	<b>3,454,336</b>

**W.S.U ANNUAL BUDGET  
102801 - Library Dean's Office  
For Fiscal Year 2025**

Account Code	Position Number	Name or Account Description	Months	2025 Adopted	
				Budget FTE	Amount
<b>USS SALARIES</b>					
<b>1000 USS Salaries-Permanent</b>					
<b>Total USS Salaries</b>				-	-
<b>Total USS Salaries by Fund</b>					
<b>Total USS Salaries by Fund</b>				-	-
<b>UNCLASSIFIED SALARIES</b>					
<b>1100 Unclassified Salaries-Permanent (Including 1105 - Stipend)</b>					
	993046	Business Manager and Executive Assistant Sauls, Stephanie	12	1.00	54,799
	998002	Dean, University Libraries & Associate Professor Mai, Brent	12	1.00	186,850
<b>Total Unclassified Salaries</b>				<b>2.00</b>	<b>241,649</b>
<b>Total Unclassified Salaries by Fund</b>					
A0003		GU State General Fund		1.00	54,799
A2000		GU General Fees Fund		1.00	186,850
<b>Total Unclassified Salaries by Fund</b>				<b>2.00</b>	<b>241,649</b>
<b>STUDENT ASSISTANTS AND BENEFITS</b>					
	1690	Shrinkage			(6,955)
	1760	State Leave Pymt Assessment			1,741
	1810	KPERS Retirement			6,259
	1830	Regents Retirement			15,883
	1850	TIAA Disability			2,417
	1911	Medicare			3,484
	1912	OASDI			13,989
	1950	Single Group Health Insurance			18,800
	1970	Workers Compensation			661
	1980	Unemployment Compensation			145
<b>Total Students and Fringe Benefits</b>					<b>56,424</b>
<b>Total Students and Fringe Benefits by Fund</b>					
A0003		GU State General Fund			19,214
A2000		GU General Fees Fund			37,210
<b>Total Students and Fringe Benefits</b>					<b>56,424</b>
<b>Total Salaries and Fringe Benefits</b>				<b>2.00</b>	<b>298,073</b>
<b>Total Salaries and Fringe Benefits by Fund</b>					
A0003		GU State General Fund		1.00	74,013
A2000		GU General Fees Fund		1.00	224,060
<b>Total Salaries and Fringe Benefits</b>				<b>2.00</b>	<b>298,073</b>
<b>OTHER OPERATING EXPENDITURES (OOE)</b>					
	7C	Contractual Services			-
	7F	Commodities			-
	7H	Capital Outlay			22,767
<b>Total OOE</b>					<b>22,767</b>
<b>Total OOE by Fund</b>					
A2000		GU General Fees Fund			22,767
D10203		RU Library Dean's Office			-
<b>Total OOE by Fund</b>					<b>22,767</b>



**W.S.U ANNUAL BUDGET**  
**102801 - Library Dean's Office**  
**For Fiscal Year 2025**

Account Code	Position Number	Name or Account Description	Months	2025 Adopted	
				Budget FTE	Amount
<b>Total FTE and Expenditures</b>				<b>2.00</b>	<b>320,840</b>
<b>Total FTE and Expenditures by Fund</b>					
A0003		GU State General Fund		1.00	74,013
A2000		GU General Fees Fund		1.00	246,827
D10203		RU Library Dean's Office		-	-
<b>Total FTE and Expenditures by Fund</b>				<b>2.00</b>	<b>320,840</b>

**W.S.U ANNUAL BUDGET  
102802 - Library Training  
For Fiscal Year 2025**

Account Code	Position Number	Name or Account Description	Months	2025 Adopted	
				Budget FTE	Amount
<b>USS SALARIES</b>					
<b>1000 USS Salaries-Permanent</b>					
<b>Total USS Salaries</b>				-	-
<b>Total USS Salaries by Fund</b>					
<b>Total USS Salaries by Fund</b>				-	-
<b>UNCLASSIFIED SALARIES</b>					
<b>1100 Unclassified Salaries-Permanent (Including 1105 - Stipend)</b>					
<b>Total Unclassified Salaries</b>				-	-
<b>Total Unclassified Salaries by Fund</b>					
<b>Total Unclassified Salaries by Fund</b>				-	-
<b>STUDENT ASSISTANTS AND BENEFITS</b>					
<b>Total Students and Fringe Benefits</b>				-	-
<b>Total Students and Fringe Benefits by Fund</b>					
<b>Total Students and Fringe Benefits</b>				-	-
<b>Total Salaries and Fringe Benefits</b>				-	-
<b>Total Salaries and Fringe Benefits by Fund</b>					
<b>Total Salaries and Fringe Benefits</b>				-	-
<b>OTHER OPERATING EXPENDITURES (OOE)</b>					
7C Contractual Services				3,830	
<b>Total OOE</b>				<b>3,830</b>	
<b>Total OOE by Fund</b>					
A2000		GU General Fees Fund		3,830	
<b>Total OOE by Fund</b>				<b>3,830</b>	
<b>Total FTE and Expenditures</b>				-	<b>3,830</b>
<b>Total FTE and Expenditures by Fund</b>					
A2000		GU General Fees Fund		-	3,830
<b>Total FTE and Expenditures by Fund</b>				-	<b>3,830</b>

**W.S.U ANNUAL BUDGET**  
**102822 - Library - Access Services**  
**For Fiscal Year 2025**

Account Code	Position Number	Name or Account Description	Months	2025 Adopted	
				Budget FTE	Amount
<b>USS SALARIES</b>					
<b>1000 USS Salaries-Permanent</b>					
<b>Total USS Salaries</b>				-	-
<b>Total USS Salaries by Fund</b>					
<b>Total USS Salaries by Fund</b>				-	-
<b>UNCLASSIFIED SALARIES</b>					
<b>1100 Unclassified Salaries-Permanent (Including 1105 - Stipend)</b>					
<b>Total Unclassified Salaries</b>				-	-
<b>Total Unclassified Salaries by Fund</b>					
<b>Total Unclassified Salaries by Fund</b>				-	-
<b>STUDENT ASSISTANTS AND BENEFITS</b>					
1200		Student Salaries-Regular			89,000
1210		Student Salaries-WS-WSU Match			3,000
1220		Student Sal-Workstudy Federal			-
<b>Total Students and Fringe Benefits</b>				-	<b>92,000</b>
<b>Total Students and Fringe Benefits by Fund</b>					
A2000		GU General Fees Fund			92,000
R40041		Federal Work Study Program			-
<b>Total Students and Fringe Benefits</b>				-	<b>92,000</b>
<b>Total Salaries and Fringe Benefits</b>				-	<b>92,000</b>
<b>Total Salaries and Fringe Benefits by Fund</b>					
A2000		GU General Fees Fund		-	92,000
R40041		Federal Work Study Program		-	-
<b>Total Salaries and Fringe Benefits</b>				-	<b>92,000</b>
<b>OTHER OPERATING EXPENDITURES (OOE)</b>					
<b>Total OOE</b>				-	-
<b>Total OOE by Fund</b>					
<b>Total OOE by Fund</b>				-	-
<b>Total FTE and Expenditures</b>				-	<b>92,000</b>
<b>Total FTE and Expenditures by Fund</b>					
A2000		GU General Fees Fund		-	92,000
R40041		Federal Work Study Program		-	-
<b>Total FTE and Expenditures by Fund</b>				-	<b>92,000</b>

**W.S.U ANNUAL BUDGET**  
**102827 - Library - Information Resources**  
**For Fiscal Year 2025**

Account Code	Position Number	Name or Account Description	Months	2025 Adopted	
				Budget FTE	Amount
<b>USS SALARIES</b>					
<b>1000 USS Salaries-Permanent</b>					
<b>Total USS Salaries</b>				-	-
<b>Total USS Salaries by Fund</b>					
<b>Total USS Salaries by Fund</b>				-	-
<b>UNCLASSIFIED SALARIES</b>					
<b>1100 Unclassified Salaries-Permanent (Including 1105 - Stipend)</b>					
<b>Total Unclassified Salaries</b>				-	-
<b>Total Unclassified Salaries by Fund</b>					
<b>Total Unclassified Salaries by Fund</b>				-	-
<b>STUDENT ASSISTANTS AND BENEFITS</b>					
<b>Total Students and Fringe Benefits</b>				-	-
<b>Total Students and Fringe Benefits by Fund</b>					
<b>Total Students and Fringe Benefits</b>				-	-
<b>Total Salaries and Fringe Benefits</b>				-	-
<b>Total Salaries and Fringe Benefits by Fund</b>					
<b>Total Salaries and Fringe Benefits</b>				-	-
<b>OTHER OPERATING EXPENDITURES (OOE)</b>					
7C		Contractual Services			2,705,279
7F		Commodities			13,735
7L		Grants Claims & Shared Revenue			2,000
<b>Total OOE</b>					<b>2,721,014</b>
<b>Total OOE by Fund</b>					
A0003		GU State General Fund			17,308
A2000		GU General Fees Fund			2,658,502
D10211		RU Library - Information Resources			45,204
<b>Total OOE by Fund</b>					<b>2,721,014</b>
<b>Total FTE and Expenditures</b>				-	<b>2,721,014</b>
<b>Total FTE and Expenditures by Fund</b>					
A0003		GU State General Fund		-	17,308
A2000		GU General Fees Fund		-	2,658,502
D10211		RU Library - Information Resources		-	45,204
<b>Total FTE and Expenditures by Fund</b>				-	<b>2,721,014</b>

**W.S.U ANNUAL BUDGET**  
**102067 - Holmes Museum of Anthropology**  
**For Fiscal Year 2025**

Account Code	Position Number	Name or Account Description	Months	2025 Adopted	
				Budget FTE	Amount
<b>USS SALARIES</b>					
<b>1000 USS Salaries-Permanent</b>					
<b>Total USS Salaries</b>				-	-
<b>Total USS Salaries by Fund</b>					
<b>Total USS Salaries by Fund</b>				-	-
<b>UNCLASSIFIED SALARIES</b>					
<b>1100 Unclassified Salaries-Permanent (Including 1105 - Stipend)</b>					
	998249	Director Museum Meinecke, Rachelle	12	1.00	50,694
	1140	Grad Assistants-Other			6,000
<b>Total Unclassified Salaries</b>				<b>1.00</b>	<b>56,694</b>
<b>Total Unclassified Salaries by Fund</b>					
	A0003	GU State General Fund		1.00	50,694
	D10174	RU Lowell D. Holmes Museum Anthro		-	6,000
<b>Total Unclassified Salaries by Fund</b>				<b>1.00</b>	<b>56,694</b>
<b>STUDENT ASSISTANTS AND BENEFITS</b>					
	1200	Student Salaries-Regular			2,935
	1210	Student Salaries-WS-WSU Match			-
	1690	Shrinkage			(1,671)
	1760	State Leave Pymt Assessment			409
	1830	Regents Retirement			4,309
	1850	TIAA Disability			507
	1911	Medicare			657
	1912	OASDI			2,807
	1750	Dependent Health Insurance			4,375
	1950	Single Group Health Insurance			9,400
	1970	Workers Compensation			156
	1980	Unemployment Compensation			32
<b>Total Students and Fringe Benefits</b>					<b>23,916</b>
<b>Total Students and Fringe Benefits by Fund</b>					
	A0003	GU State General Fund			20,916
	D10174	RU Lowell D. Holmes Museum Anthro			3,000
<b>Total Students and Fringe Benefits</b>					<b>23,916</b>
<b>Total Salaries and Fringe Benefits</b>				<b>1.00</b>	<b>80,610</b>
<b>Total Salaries and Fringe Benefits by Fund</b>					
	A0003	GU State General Fund		1.00	71,610
	D10174	RU Lowell D. Holmes Museum Anthro		-	9,000
<b>Total Salaries and Fringe Benefits</b>				<b>1.00</b>	<b>80,610</b>
<b>OTHER OPERATING EXPENDITURES (OOE)</b>					
	7C	Contractual Services			250
	7F	Commodities			-
<b>Total OOE</b>					<b>250</b>
<b>Total OOE by Fund</b>					
	A2000	GU General Fees Fund			250
	D10174	RU Lowell D. Holmes Museum Anthro			-
<b>Total OOE by Fund</b>					<b>250</b>
<b>Total FTE and Expenditures</b>				<b>1.00</b>	<b>80,860</b>
<b>Total FTE and Expenditures by Fund</b>					

**W.S.U ANNUAL BUDGET**  
**102067 - Holmes Museum of Anthropology**  
**For Fiscal Year 2025**

Account Code	Position Number	Name or Account Description	Months	2025 Adopted	
				Budget FTE	Amount
A0003		GU State General Fund		1.00	71,610
A2000		GU General Fees Fund		-	250
D10174		RU Lowell D. Holmes Museum Anthro		-	9,000
<b>Total FTE and Expenditures by Fund</b>				<b>1.00</b>	<b>80,860</b>

**W.S.U ANNUAL BUDGET**  
**102134 - Ulrich Museum of Art**  
**For Fiscal Year 2025**

Account Code	Position Number	Name or Account Description	Months	2025 Adopted	
				Budget FTE	Amount
<b>USS SALARIES</b>					
<b>1000 USS Salaries-Permanent</b>					
<b>Total USS Salaries</b>				-	-
<b>Total USS Salaries by Fund</b>					
<b>Total USS Salaries by Fund</b>				-	-
<b>UNCLASSIFIED SALARIES</b>					
<b>1100 Unclassified Salaries-Permanent (Including 1105 - Stipend)</b>					
994438		Business Manager Ramondetta, Joanna	12	1.00	58,908
997082		Ulrich Museum Membership and Special Events Manager Neely-Keefer, Delphia	12	0.80	45,893
997854		Ulrich Museum Art Registrar Trapani, Taryn <i>\$24,375 of this position is funded from restricted use sources.</i>	12	1.00	48,480
997860		Modern and Contemporary Art Curator Reinert, JoBeth	12	1.00	63,326
997905		Art Education Curator Lichman, Brenda	12	1.00	50,500
998000		Exhibition Designer and Production Manager, Ulrich Porter, James	12	1.00	57,113
998033		Communications and Marketing Specialist Mott, Theresa	12	1.00	54,869
998568		Creative & Executive Director, Ulrich Museum Zavataro, Vivian	12	1.00	113,878
1110		Uncl-Salaries-Seasonal and Temp			44,800
1115		Unclassified Salaries-Add'l Comp			3,000
<b>Total Unclassified Salaries</b>				<b>7.80</b>	<b>540,767</b>
<b>Total Unclassified Salaries by Fund</b>					
A0003		GU State General Fund		3.80	236,583
A2000		GU General Fees Fund		3.50	251,809
D10328		RU Edwin A. Ulrich Museum of Art		0.50	52,375
<b>Total Unclassified Salaries by Fund</b>				<b>7.80</b>	<b>540,767</b>
<b>STUDENT ASSISTANTS AND BENEFITS</b>					
1200		Student Salaries-Regular			45,000
1210		Student Salaries-WS-WSU Match			2,000
1220		Student Sal-Workstudy Federal			-
1690		Shrinkage			(15,095)
1760		State Leave Pymt Assessment			3,899
1830		Regents Retirement			42,161
1850		TIAA Disability			4,964
1911		Medicare			7,563
1912		OASDI			32,317
1750		Dependent Health Insurance			17,500
1950		Single Group Health Insurance			75,201
1970		Workers Compensation			1,482
1980		Unemployment Compensation			318

**W.S.U ANNUAL BUDGET**  
**102134 - Ulrich Museum of Art**  
**For Fiscal Year 2025**

Account Code	Position Number	Name or Account Description	Months	2025 Adopted	
				Budget FTE	Amount
<b>Total Students and Fringe Benefits</b>					<b>217,310</b>
<b>Total Students and Fringe Benefits by Fund</b>					
A0003		GU State General Fund			75,349
A2000		GU General Fees Fund			83,102
D10328		RU Edwin A. Ulrich Museum of Art			58,859
R40041		Federal Work Study Program			-
<b>Total Students and Fringe Benefits</b>					<b>217,310</b>
<b>Total Salaries and Fringe Benefits</b>				<b>7.80</b>	<b>758,077</b>
<b>Total Salaries and Fringe Benefits by Fund</b>					
A0003		GU State General Fund		3.80	311,932
A2000		GU General Fees Fund		3.50	334,911
D10328		RU Edwin A. Ulrich Museum of Art		0.50	111,234
R40041		Federal Work Study Program		-	-
<b>Total Salaries and Fringe Benefits</b>				<b>7.80</b>	<b>758,077</b>
<b>OTHER OPERATING EXPENDITURES (OOE)</b>					
7C		Contractual Services			132,358
7F		Commodities			39,400
7H		Capital Outlay			22,000
7V		Miscellaneous Non Expense			-
<b>Total OOE</b>					<b>193,758</b>
<b>Total OOE by Fund</b>					
A2000		GU General Fees Fund			27,492
D10328		RU Edwin A. Ulrich Museum of Art			166,266
<b>Total OOE by Fund</b>					<b>193,758</b>
<b>Total FTE and Expenditures</b>				<b>7.80</b>	<b>951,835</b>
<b>Total FTE and Expenditures by Fund</b>					
A0003		GU State General Fund		3.80	311,932
A2000		GU General Fees Fund		3.50	362,403
D10328		RU Edwin A. Ulrich Museum of Art		0.50	277,500
R40041		Federal Work Study Program		-	-
<b>Total FTE and Expenditures by Fund</b>				<b>7.80</b>	<b>951,835</b>



**W.S.U ANNUAL BUDGET**  
**102330 - MRC - Telecourse Services**  
**For Fiscal Year 2025**

Account Code	Position Number	Name or Account Description	Months	2025 Adopted	
				Budget FTE	Amount
<b>USS SALARIES</b>					
<b>1000 USS Salaries-Permanent</b>					
<b>Total USS Salaries</b>				-	-
<b>Total USS Salaries by Fund</b>					
<b>Total USS Salaries by Fund</b>				-	-
<b>UNCLASSIFIED SALARIES</b>					
<b>1100 Unclassified Salaries-Permanent (Including 1105 - Stipend)</b>					
<b>Total Unclassified Salaries</b>				-	-
<b>Total Unclassified Salaries by Fund</b>					
<b>Total Unclassified Salaries by Fund</b>				-	-
<b>STUDENT ASSISTANTS AND BENEFITS</b>					
<b>Total Students and Fringe Benefits</b>				-	-
<b>Total Students and Fringe Benefits by Fund</b>					
<b>Total Students and Fringe Benefits</b>				-	-
<b>Total Salaries and Fringe Benefits</b>				-	-
<b>Total Salaries and Fringe Benefits by Fund</b>					
<b>Total Salaries and Fringe Benefits</b>				-	-
<b>OTHER OPERATING EXPENDITURES (OOE)</b>					
7C Contractual Services				500	
7F Commodities				-	
<b>Total OOE</b>				<b>500</b>	
<b>Total OOE by Fund</b>					
D10218 RU MRC - Telecourse Services				500	
<b>Total OOE by Fund</b>				<b>500</b>	
<b>Total FTE and Expenditures</b>				-	<b>500</b>
<b>Total FTE and Expenditures by Fund</b>					
D10218 RU MRC - Telecourse Services				-	500
<b>Total FTE and Expenditures by Fund</b>				-	<b>500</b>

**W.S.U ANNUAL BUDGET**  
**102805 - Media Resources Admin Services**  
**For Fiscal Year 2025**

Account Code	Position Number	Name or Account Description	Months	2025 Adopted	
				Budget FTE	Amount
<b>USS SALARIES</b>					
<b>1000 USS Salaries-Permanent</b>					
1020		USS Salaries-OT		-	387
		<b>Total USS Salaries</b>		<b>-</b>	<b>387</b>
<b>Total USS Salaries by Fund</b>					
A0003		GU State General Fund		-	387
		<b>Total USS Salaries by Fund</b>		<b>-</b>	<b>387</b>
<b>UNCLASSIFIED SALARIES</b>					
<b>1100 Unclassified Salaries-Permanent (Including 1105 - Stipend)</b>					
997316		Business Manager and Executive Assistant Dilbeck, Crystal	12	1.00	54,799
997731		Executive Director Media Resources Center Jones, John	12	1.00	112,128
1110		Uncl-Salaries-Seasonal and Temp			35,080
		<b>Total Unclassified Salaries</b>		<b>2.00</b>	<b>202,007</b>
<b>Total Unclassified Salaries by Fund</b>					
A0003		GU State General Fund		1.00	54,799
A2000		GU General Fees Fund		1.00	147,208
		<b>Total Unclassified Salaries by Fund</b>		<b>2.00</b>	<b>202,007</b>
<b>STUDENT ASSISTANTS AND BENEFITS</b>					
1690		Shrinkage			(5,960)
1760		State Leave Pymt Assessment			1,459
1810		KPERS Retirement			6,304
1830		Regents Retirement			9,531
1850		TIAA Disability			1,674
1911		Medicare			2,907
1912		OASDI			12,424
1750		Dependent Health Insurance			4,375
1752		Healthy Kids Health Insurance			863
1950		Single Group Health Insurance			18,800
1970		Workers Compensation			555
1980		Unemployment Compensation			122
		<b>Total Students and Fringe Benefits</b>			<b>53,054</b>
<b>Total Students and Fringe Benefits by Fund</b>					
A0003		GU State General Fund			24,327
A2000		GU General Fees Fund			28,727
		<b>Total Students and Fringe Benefits</b>			<b>53,054</b>
		<b>Total Salaries and Fringe Benefits</b>		<b>2.00</b>	<b>255,448</b>
<b>Total Salaries and Fringe Benefits by Fund</b>					
A0003		GU State General Fund		1.00	79,513
A2000		GU General Fees Fund		1.00	175,935
		<b>Total Salaries and Fringe Benefits</b>		<b>2.00</b>	<b>255,448</b>
<b>OTHER OPERATING EXPENDITURES (OEE)</b>					
7C		Contractual Services			134,049
7F		Commodities			5,800
7H		Capital Outlay			8,000
7V		Miscellaneous Non Expense			-
		<b>Total OOE</b>			<b>147,849</b>
<b>Total OOE by Fund</b>					
A2000		GU General Fees Fund			120,549

**W.S.U ANNUAL BUDGET**  
**102805 - Media Resources Admin Services**  
**For Fiscal Year 2025**

Account Code	Position Number	Name or Account Description	Months	2025 Adopted	
				Budget FTE	Amount
	D10219	RU Media Resources Admin Services			27,300
		<b>Total OOE by Fund</b>			<b>147,849</b>
		<b>Total FTE and Expenditures</b>		<b>2.00</b>	<b>403,297</b>
<b>Total FTE and Expenditures by Fund</b>					
	A0003	GU State General Fund		1.00	79,513
	A2000	GU General Fees Fund		1.00	296,484
	D10219	RU Media Resources Admin Services		-	27,300
		<b>Total FTE and Expenditures by Fund</b>		<b>2.00</b>	<b>403,297</b>

**W.S.U ANNUAL BUDGET**  
**102806 - MRC - Instructional Design & Tech**  
**For Fiscal Year 2025**

Account Code	Position Number	Name or Account Description	Months	2025 Adopted	
				Budget FTE	Amount
<b>USS SALARIES</b>					
<b>1000 USS Salaries-Permanent</b>					
	999873	Audio-Visual Technician, Senior Vacant		1.00	47,507
<b>Total USS Salaries</b>				<b>1.00</b>	<b>47,507</b>
<b>Total USS Salaries by Fund</b>					
	A0003	GU State General Fund		1.00	47,507
<b>Total USS Salaries by Fund</b>				<b>1.00</b>	<b>47,507</b>
<b>UNCLASSIFIED SALARIES</b>					
<b>1100 Unclassified Salaries-Permanent (Including 1105 - Stipend)</b>					
	997027	Instructional Design Specialist Porcaro, Rachel	12	1.00	54,799
	998447	Director Office of Instructional Resources Speer, Carolyn	12	1.00	86,443
	1110	Uncl-Salaries-Seasonal and Temp			5,903
<b>Total Unclassified Salaries</b>				<b>2.00</b>	<b>147,145</b>
<b>Total Unclassified Salaries by Fund</b>					
	A0003	GU State General Fund		1.00	54,799
	A2000	GU General Fees Fund		1.00	92,346
<b>Total Unclassified Salaries by Fund</b>				<b>2.00</b>	<b>147,145</b>
<b>STUDENT ASSISTANTS AND BENEFITS</b>					
	1200	Student Salaries-Regular			594
	1690	Shrinkage			(5,569)
	1760	State Leave Pymt Assessment			1,404
	1810	KPERS Retirement			-
	1830	Regents Retirement			12,006
	1850	TIAA Disability			1,889
	1911	Medicare			2,805
	1912	OASDI			11,988
	1950	Single Group Health Insurance			18,800
	1970	Workers Compensation			534
	1980	Unemployment Compensation			118
<b>Total Students and Fringe Benefits</b>					<b>44,569</b>
<b>Total Students and Fringe Benefits by Fund</b>					
	A0003	GU State General Fund			21,633
	A2000	GU General Fees Fund			22,936
<b>Total Students and Fringe Benefits</b>					<b>44,569</b>
<b>Total Salaries and Fringe Benefits</b>				<b>3.00</b>	<b>239,221</b>
<b>Total Salaries and Fringe Benefits by Fund</b>					
	A0003	GU State General Fund		2.00	123,939
	A2000	GU General Fees Fund		1.00	115,282
<b>Total Salaries and Fringe Benefits</b>				<b>3.00</b>	<b>239,221</b>
<b>OTHER OPERATING EXPENDITURES (OOE)</b>					
	7C	Contractual Services			850
	7F	Commodities			3,362
<b>Total OOE</b>					<b>4,212</b>
<b>Total OOE by Fund</b>					
	A2000	GU General Fees Fund			4,212
<b>Total OOE by Fund</b>					<b>4,212</b>

**W.S.U ANNUAL BUDGET**  
**102806 - MRC - Instructional Design & Tech**  
**For Fiscal Year 2025**

Account Code	Position Number	Name or Account Description	Months	2025 Adopted	
				Budget FTE	Amount
<b>Total FTE and Expenditures</b>				<b>3.00</b>	<b>243,433</b>
<b>Total FTE and Expenditures by Fund</b>					
A0003		GU State General Fund		2.00	123,939
A2000		GU General Fees Fund		1.00	119,494
<b>Total FTE and Expenditures by Fund</b>				<b>3.00</b>	<b>243,433</b>

**W.S.U ANNUAL BUDGET**  
**102809 - MRC - Campus Media Services**  
**For Fiscal Year 2025**

Account Code	Position Number	Name or Account Description	Months	2025 Adopted	
				Budget FTE	Amount
<b>USS SALARIES</b>					
<b>1000 USS Salaries-Permanent</b>					
<b>Total USS Salaries</b>				-	-
<b>Total USS Salaries by Fund</b>					
D10221		RU MRC - Campus Media Services		-	-
<b>Total USS Salaries by Fund</b>				-	-
<b>UNCLASSIFIED SALARIES</b>					
<b>1100 Unclassified Salaries-Permanent (Including 1105 - Stipend)</b>					
994610		Director Media Services Claxton, Matthew	12	1.00	71,396
995381		Technology Support Specialist Wasinger, Colton	12	1.00	44,741
995897		Audio-Visual Technician Lager, Austin	12	1.00	43,514
998354		Director Audio-Visual Engineering Corcoran, Ryan	12	1.00	80,652
999582		Audio Visual Technician, Entry Pulaski, Aidan <i>This position is fully funded from restricted use sources.</i>	12	1.00	40,414
<b>Total Unclassified Salaries</b>				<b>5.00</b>	<b>280,717</b>
<b>Total Unclassified Salaries by Fund</b>					
A0003		GU State General Fund		4.00	240,302
D10221		RU MRC - Campus Media Services		1.00	40,414
<b>Total Unclassified Salaries by Fund</b>				<b>5.00</b>	<b>280,717</b>
<b>STUDENT ASSISTANTS AND BENEFITS</b>					
1200		Student Salaries-Regular			43,286
1210		Student Salaries-WS-WSU Match			2,670
1690		Shrinkage			(7,615)
1760		State Leave Pymt Assessment			2,024
1810		KPERS Retirement			-
1830		Regents Retirement			23,863
1850		TIAA Disability			2,810
1911		Medicare			3,910
1912		OASDI			16,703
1750		Dependent Health Insurance			13,125
1950		Single Group Health Insurance			37,600
1970		Workers Compensation			770
1980		Unemployment Compensation			164
<b>Total Students and Fringe Benefits</b>					<b>139,310</b>
<b>Total Students and Fringe Benefits by Fund</b>					
A0003		GU State General Fund			131,402
D10221		RU MRC - Campus Media Services			7,909
<b>Total Students and Fringe Benefits</b>					<b>139,310</b>
<b>Total Salaries and Fringe Benefits</b>				<b>5.00</b>	<b>420,027</b>
<b>Total Salaries and Fringe Benefits by Fund</b>					
A0003		GU State General Fund		4.00	371,704
D10221		RU MRC - Campus Media Services		1.00	48,323

**W.S.U ANNUAL BUDGET**  
**102809 - MRC - Campus Media Services**  
**For Fiscal Year 2025**

Account Code	Position Number	Name or Account Description	Months	2025 Adopted	
				Budget FTE	Amount
<b>Total Salaries and Fringe Benefits</b>				<b>5.00</b>	<b>420,027</b>
<b>OTHER OPERATING EXPENDITURES (OOE)</b>					
7C		Contractual Services			17,688
7F		Commodities			112,869
7H		Capital Outlay			153,793
<b>Total OOE</b>					<b>284,350</b>
<b>Total OOE by Fund</b>					
A2000		GU General Fees Fund			8,330
D10221		RU MRC - Campus Media Services			109,992
D11355		RU Campus Technology Fee			166,028
<b>Total OOE by Fund</b>					<b>284,350</b>
<b>Total FTE and Expenditures</b>				<b>5.00</b>	<b>704,377</b>
<b>Total FTE and Expenditures by Fund</b>					
A0003		GU State General Fund		4.00	371,704
A2000		GU General Fees Fund		-	8,330
D10221		RU MRC - Campus Media Services		1.00	158,315
D11355		RU Campus Technology Fee		-	166,028
<b>Total FTE and Expenditures by Fund</b>				<b>5.00</b>	<b>704,377</b>

**W.S.U ANNUAL BUDGET**  
**102810 - MRC - Engineering Services**  
**For Fiscal Year 2025**

Account Code	Position Number	Name or Account Description	Months	2025 Adopted	
				Budget FTE	Amount
<b>USS SALARIES</b>					
<b>1000 USS Salaries-Permanent</b>					
<b>Total USS Salaries</b>				-	-
<b>Total USS Salaries by Fund</b>					
<b>Total USS Salaries by Fund</b>				-	-
<b>UNCLASSIFIED SALARIES</b>					
<b>1100 Unclassified Salaries-Permanent (Including 1105 - Stipend)</b>					
	997284	Audio-Visual Engineer Hosch, Richard	12	1.00	51,792
<b>Total Unclassified Salaries</b>				<b>1.00</b>	<b>51,792</b>
<b>Total Unclassified Salaries by Fund</b>					
A0003		GU State General Fund		1.00	51,792
<b>Total Unclassified Salaries by Fund</b>				<b>1.00</b>	<b>51,792</b>
<b>STUDENT ASSISTANTS AND BENEFITS</b>					
1690		Shrinkage			(1,700)
1760		State Leave Pymt Assessment			373
1830		Regents Retirement			4,403
1850		TIAA Disability			518
1911		Medicare			665
1912		OASDI			2,844
1750		Dependent Health Insurance			4,375
1950		Single Group Health Insurance			9,400
1970		Workers Compensation			142
1980		Unemployment Compensation			28
<b>Total Students and Fringe Benefits</b>					<b>21,048</b>
<b>Total Students and Fringe Benefits by Fund</b>					
A0003		GU State General Fund			21,048
<b>Total Students and Fringe Benefits</b>					<b>21,048</b>
<b>Total Salaries and Fringe Benefits</b>				<b>1.00</b>	<b>72,840</b>
<b>Total Salaries and Fringe Benefits by Fund</b>					
A0003		GU State General Fund		1.00	72,840
<b>Total Salaries and Fringe Benefits</b>				<b>1.00</b>	<b>72,840</b>
<b>OTHER OPERATING EXPENDITURES (OOE)</b>					
7C		Contractual Services			2,207
7F		Commodities			8,486
7H		Capital Outlay			17,547
<b>Total OOE</b>					<b>28,240</b>
<b>Total OOE by Fund</b>					
A2000		GU General Fees Fund			10,873
D10222		RU MRC - Engineering Services			17,367
<b>Total OOE by Fund</b>					<b>28,240</b>
<b>Total FTE and Expenditures</b>				<b>1.00</b>	<b>101,080</b>
<b>Total FTE and Expenditures by Fund</b>					
A0003		GU State General Fund		1.00	72,840
A2000		GU General Fees Fund		-	10,873
D10222		RU MRC - Engineering Services		-	17,367
<b>Total FTE and Expenditures by Fund</b>				<b>1.00</b>	<b>101,080</b>



**W.S.U ANNUAL BUDGET**  
**102814 - MRC - Video Services**  
**For Fiscal Year 2025**

Account Code	Position Number	Name or Account Description	Months	2025 Adopted	
				Budget FTE	Amount
<b>USS SALARIES</b>					
<b>1000 USS Salaries-Permanent</b>					
<b>Total USS Salaries</b>				-	-
<b>Total USS Salaries by Fund</b>					
<b>Total USS Salaries by Fund</b>				-	-
<b>UNCLASSIFIED SALARIES</b>					
<b>1100 Unclassified Salaries-Permanent (Including 1105 - Stipend)</b>					
993439		Audio-Visual Engineer Rasico, Matthew	12	1.00	46,072
994215		Video Content Producer, Entry Vacant		1.00	42,608
997374		Video Content and Production Creative Manager Rierson, Curtis	12	1.00	64,704
998012		Manager Media Services Johnston, Caleb	12	1.00	68,076
999958		Video Content Producer Miller, Dakota <i>This position is fully funded from restricted use sources.</i>	12	1.00	48,225
<b>Total Unclassified Salaries</b>				<b>5.00</b>	<b>269,685</b>
<b>Total Unclassified Salaries by Fund</b>					
A0003		GU State General Fund		4.00	221,460
D10226		RU MRC - Video Services		1.00	48,225
<b>Total Unclassified Salaries by Fund</b>				<b>5.00</b>	<b>269,685</b>
<b>STUDENT ASSISTANTS AND BENEFITS</b>					
1200		Student Salaries-Regular			9,934
1690		Shrinkage			(6,809)
1760		State Leave Pymt Assessment			1,944
1830		Regents Retirement			19,304
1850		TIAA Disability			2,700
1911		Medicare			3,729
1912		OASDI			15,936
1750		Dependent Health Insurance			13,125
1950		Single Group Health Insurance			37,600
1970		Workers Compensation			738
1980		Unemployment Compensation			157
<b>Total Students and Fringe Benefits</b>					<b>98,358</b>
<b>Total Students and Fringe Benefits by Fund</b>					
A0003		GU State General Fund			80,249
D10226		RU MRC - Video Services			18,109
<b>Total Students and Fringe Benefits</b>					<b>98,358</b>
<b>Total Salaries and Fringe Benefits</b>				<b>5.00</b>	<b>368,043</b>
<b>Total Salaries and Fringe Benefits by Fund</b>					
A0003		GU State General Fund		4.00	301,709
D10226		RU MRC - Video Services		1.00	66,334
<b>Total Salaries and Fringe Benefits</b>				<b>5.00</b>	<b>368,043</b>

**W.S.U ANNUAL BUDGET**  
**102814 - MRC - Video Services**  
**For Fiscal Year 2025**

Account Code	Position Number	Name or Account Description	Months	2025 Adopted	
				Budget FTE	Amount
<b>OTHER OPERATING EXPENDITURES (OOE)</b>					
	7C	Contractual Services			2,037
	7F	Commodities			8,822
		<b>Total OOE</b>			<b>10,859</b>
<b>Total OOE by Fund</b>					
	A2000	GU General Fees Fund			10,859
		<b>Total OOE by Fund</b>			<b>10,859</b>
<b>Total FTE and Expenditures</b>				<b>5.00</b>	<b>378,902</b>
<b>Total FTE and Expenditures by Fund</b>					
	A0003	GU State General Fund		4.00	301,709
	A2000	GU General Fees Fund		-	10,859
	D10226	RU MRC - Video Services		1.00	66,334
		<b>Total FTE and Expenditures by Fund</b>		<b>5.00</b>	<b>378,902</b>

**W.S.U ANNUAL BUDGET**  
**102829 - MRC - Accessibility**  
**For Fiscal Year 2025**

Account Code	Position Number	Name or Account Description	Months	2025 Adopted	
				Budget FTE	Amount
<b>USS SALARIES</b>					
<b>1000 USS Salaries-Permanent</b>					
<b>Total USS Salaries</b>				-	-
<b>Total USS Salaries by Fund</b>					
<b>Total USS Salaries by Fund</b>				-	-
<b>UNCLASSIFIED SALARIES</b>					
<b>1100 Unclassified Salaries-Permanent (Including 1105 - Stipend)</b>					
991659		Educational Accessibility Specialist, Senior Kromer, John	12	1.00	42,500
992045		Educational Accessibility Specialist, Senior Vacant		1.00	47,500
993581		Database and Web Developer Castor, Jay	12	1.00	68,076
994583		Manager, Media Services Kribs, Emily	12	1.00	67,615
994864		Educational Accessibility Specialist, Senior Reed, Juanita	12	1.00	42,925
994867		Educational Accessibility Specialist, Senior Chancellor, Jennifer	12	1.00	43,935
<b>Total Unclassified Salaries</b>				<b>6.00</b>	<b>312,551</b>
<b>Total Unclassified Salaries by Fund</b>					
A0003		GU State General Fund		5.00	270,051
A2000		GU General Fees Fund		1.00	42,500
<b>Total Unclassified Salaries by Fund</b>				<b>6.00</b>	<b>312,551</b>
<b>STUDENT ASSISTANTS AND BENEFITS</b>					
1690		Shrinkage			(9,401)
1760		State Leave Pymt Assessment			2,253
1830		Regents Retirement			22,532
1850		TIAA Disability			3,128
1911		Medicare			4,491
1912		OASDI			19,195
1950		Single Group Health Insurance			47,000
1970		Workers Compensation			856
1980		Unemployment Compensation			189
<b>Total Students and Fringe Benefits</b>					<b>90,243</b>
<b>Total Students and Fringe Benefits by Fund</b>					
A0003		GU State General Fund			74,492
A2000		GU General Fees Fund			15,751
<b>Total Students and Fringe Benefits</b>					<b>90,243</b>
<b>Total Salaries and Fringe Benefits</b>				<b>6.00</b>	<b>402,794</b>
<b>Total Salaries and Fringe Benefits by Fund</b>					
A0003		GU State General Fund		5.00	344,543
A2000		GU General Fees Fund		1.00	58,251
<b>Total Salaries and Fringe Benefits</b>				<b>6.00</b>	<b>402,794</b>

**W.S.U ANNUAL BUDGET**  
**102829 - MRC - Accessibility**  
**For Fiscal Year 2025**

Account Code	Position Number	Name or Account Description	Months	2025 Adopted	
				Budget FTE	Amount
<b>OTHER OPERATING EXPENDITURES (OOE)</b>					
	7C	Contractual Services			4,000
	7F	Commodities			1,000
		<b>Total OOE</b>			<b>5,000</b>
<b>Total OOE by Fund</b>					
	D11325	RU MRC - Accessibility			5,000
		<b>Total OOE by Fund</b>			<b>5,000</b>
<b>Total FTE and Expenditures</b>				<b>6.00</b>	<b>407,794</b>
<b>Total FTE and Expenditures by Fund</b>					
	A0003	GU State General Fund		5.00	344,543
	A2000	GU General Fees Fund		1.00	58,251
	D11325	RU MRC - Accessibility		-	5,000
		<b>Total FTE and Expenditures by Fund</b>		<b>6.00</b>	<b>407,794</b>

**W.S.U ANNUAL BUDGET**  
**102808 - MRC - Web Services**  
**For Fiscal Year 2025**

Account Code	Position Number	Name or Account Description	Months	2025 Adopted	
				Budget FTE	Amount
<b>USS SALARIES</b>					
<b>1000 USS Salaries-Permanent</b>					
<b>Total USS Salaries</b>				-	-
<b>Total USS Salaries by Fund</b>					
<b>Total USS Salaries by Fund</b>				-	-
<b>UNCLASSIFIED SALARIES</b>					
<b>1100 Unclassified Salaries-Permanent (Including 1105 - Stipend)</b>					
	997908	Manager Website Development Marlett, Michael	12	1.00	68,076
	999137	Web Application Developer Webster, Jeremy	12	1.00	68,076
<b>Total Unclassified Salaries</b>				<b>2.00</b>	<b>136,152</b>
<b>Total Unclassified Salaries by Fund</b>					
A0003		GU State General Fund		1.00	68,076
A2000		GU General Fees Fund		1.00	68,076
<b>Total Unclassified Salaries by Fund</b>				<b>2.00</b>	<b>136,152</b>
<b>STUDENT ASSISTANTS AND BENEFITS</b>					
	1690	Shrinkage			(4,287)
	1760	State Leave Pymt Assessment			982
	1830	Regents Retirement			11,574
	1850	TIAA Disability			1,362
	1911	Medicare			1,882
	1912	OASDI			8,041
	1750	Dependent Health Insurance			8,750
	1950	Single Group Health Insurance			18,800
	1970	Workers Compensation			372
	1980	Unemployment Compensation			79
<b>Total Students and Fringe Benefits</b>					<b>47,555</b>
<b>Total Students and Fringe Benefits by Fund</b>					
A0003		GU State General Fund			23,726
A2000		GU General Fees Fund			23,829
<b>Total Students and Fringe Benefits</b>					<b>47,555</b>
<b>Total Salaries and Fringe Benefits</b>				<b>2.00</b>	<b>183,707</b>
<b>Total Salaries and Fringe Benefits by Fund</b>					
A0003		GU State General Fund		1.00	91,802
A2000		GU General Fees Fund		1.00	91,905
<b>Total Salaries and Fringe Benefits</b>				<b>2.00</b>	<b>183,707</b>
<b>OTHER OPERATING EXPENDITURES (OOE)</b>					
<b>Total OOE</b>					-
<b>Total OOE by Fund</b>					
<b>Total OOE by Fund</b>					-
<b>Total FTE and Expenditures</b>				<b>2.00</b>	<b>183,707</b>
<b>Total FTE and Expenditures by Fund</b>					
A0003		GU State General Fund		1.00	91,802

**W.S.U ANNUAL BUDGET  
102808 - MRC - Web Services  
For Fiscal Year 2025**

Account Code	Position Number	Name or Account Description	Months	2025 Adopted	
				Budget FTE	Amount
	A2000	GU General Fees Fund		1.00	91,905
<b>Total FTE and Expenditures by Fund</b>				<b>2.00</b>	<b>183,707</b>

**W.S.U ANNUAL BUDGET**  
**108125 - Sunflower**  
**For Fiscal Year 2025**

Account Code	Position Number	Name or Account Description	Months	2025 Adopted	
				Budget FTE	Amount
<b>USS SALARIES</b>					
<b>1000 USS Salaries-Permanent</b>					
<b>Total USS Salaries</b>				-	-
<b>Total USS Salaries by Fund</b>					
<b>Total USS Salaries by Fund</b>				-	-
<b>UNCLASSIFIED SALARIES</b>					
<b>1100 Unclassified Salaries-Permanent (Including 1105 - Stipend)</b>					
<b>Total Unclassified Salaries</b>				-	-
<b>Total Unclassified Salaries by Fund</b>					
<b>Total Unclassified Salaries by Fund</b>				-	-
<b>STUDENT ASSISTANTS AND BENEFITS</b>					
<b>Total Students and Fringe Benefits</b>				-	-
<b>Total Students and Fringe Benefits by Fund</b>					
<b>Total Students and Fringe Benefits</b>				-	-
<b>Total Salaries and Fringe Benefits</b>				-	-
<b>Total Salaries and Fringe Benefits by Fund</b>					
<b>Total Salaries and Fringe Benefits</b>				-	-
<b>OTHER OPERATING EXPENDITURES (OOE)</b>					
7C		Contractual Services			168,500
7F		Commodities			4,500
<b>Total OOE</b>					<b>173,000</b>
<b>Total OOE by Fund</b>					
A10628		Sunflower			173,000
<b>Total OOE by Fund</b>					<b>173,000</b>
<b>Total FTE and Expenditures</b>				-	<b>173,000</b>
<b>Total FTE and Expenditures by Fund</b>					
A10628		Sunflower		-	173,000
<b>Total FTE and Expenditures by Fund</b>				-	<b>173,000</b>

**W.S.U ANNUAL BUDGET**  
**108126 - Sunflower Equipment Reserve Fund**  
**For Fiscal Year 2025**

Account Code	Position Number	Name or Account Description	Months	2025 Adopted	
				Budget FTE	Amount
<b>USS SALARIES</b>					
<b>1000 USS Salaries-Permanent</b>					
<b>Total USS Salaries</b>				-	-
<b>Total USS Salaries by Fund</b>					
<b>Total USS Salaries by Fund</b>				-	-
<b>UNCLASSIFIED SALARIES</b>					
<b>1100 Unclassified Salaries-Permanent (Including 1105 - Stipend)</b>					
<b>Total Unclassified Salaries</b>				-	-
<b>Total Unclassified Salaries by Fund</b>					
<b>Total Unclassified Salaries by Fund</b>				-	-
<b>STUDENT ASSISTANTS AND BENEFITS</b>					
<b>Total Students and Fringe Benefits</b>				-	-
<b>Total Students and Fringe Benefits by Fund</b>					
<b>Total Students and Fringe Benefits</b>				-	-
<b>Total Salaries and Fringe Benefits</b>				-	-
<b>Total Salaries and Fringe Benefits by Fund</b>					
<b>Total Salaries and Fringe Benefits</b>				-	-
<b>OTHER OPERATING EXPENDITURES (OOE)</b>					
7H Capital Outlay				5,095	
<b>Total OOE</b>				<b>5,095</b>	
<b>Total OOE by Fund</b>					
A10629		Sunflower Equipment Reserve Fund		5,095	
<b>Total OOE by Fund</b>				<b>5,095</b>	
<b>Total FTE and Expenditures</b>				-	<b>5,095</b>
<b>Total FTE and Expenditures by Fund</b>					
A10629		Sunflower Equipment Reserve Fund		-	5,095
<b>Total FTE and Expenditures by Fund</b>				-	<b>5,095</b>



**W.S.U ANNUAL BUDGET**  
**102144 - Information Technology Services**  
**For Fiscal Year 2025**

Account Code	Position Number	Name or Account Description	Months	2025 Adopted	
				Budget FTE	Amount
<b>USS SALARIES</b>					
<b>1000 USS Salaries-Permanent</b>					
<b>Total USS Salaries</b>				-	-
<b>Total USS Salaries by Fund</b>					
<b>Total USS Salaries by Fund</b>				-	-
<b>UNCLASSIFIED SALARIES</b>					
<b>1100 Unclassified Salaries-Permanent (Including 1105 - Stipend)</b>					
	997573	Chief Information Officer Harmon, Kenneth	12	1.00	215,612
	998805	Business Manager Patton, Jean	12	1.00	78,626
<b>Total Unclassified Salaries</b>				<b>2.00</b>	<b>294,238</b>
<b>Total Unclassified Salaries by Fund</b>					
A0003		GU State General Fund		2.00	294,238
A2000		GU General Fees Fund		-	-
<b>Total Unclassified Salaries by Fund</b>				<b>2.00</b>	<b>294,238</b>
<b>STUDENT ASSISTANTS AND BENEFITS</b>					
	1690	Shrinkage			(8,395)
	1760	State Leave Pymt Assessment			2,120
	1830	Regents Retirement			25,012
	1850	TIAA Disability			2,944
	1911	Medicare			4,221
	1912	OASDI			15,467
	1750	Dependent Health Insurance			4,375
	1950	Single Group Health Insurance			18,800
	1970	Workers Compensation			804
	1980	Unemployment Compensation			175
<b>Total Students and Fringe Benefits</b>					<b>65,523</b>
<b>Total Students and Fringe Benefits by Fund</b>					
A0003		GU State General Fund			65,523
A2000		GU General Fees Fund			-
<b>Total Students and Fringe Benefits</b>					<b>65,523</b>
<b>Total Salaries and Fringe Benefits</b>				<b>2.00</b>	<b>359,761</b>
<b>Total Salaries and Fringe Benefits by Fund</b>					
A0003		GU State General Fund		2.00	359,761
A2000		GU General Fees Fund		-	-
<b>Total Salaries and Fringe Benefits</b>				<b>2.00</b>	<b>359,761</b>
<b>OTHER OPERATING EXPENDITURES (OOE)</b>					
	7C	Contractual Services			61,567
	7F	Commodities			400
	7H	Capital Outlay			1,500
	7V	Miscellaneous Non Expense			750
	7Z	Transfers Out			9,000
<b>Total OOE</b>					<b>73,217</b>
<b>Total OOE by Fund</b>					
A2000		GU General Fees Fund			60,467
D10043		RU Information Technology Services			-

**W.S.U ANNUAL BUDGET**  
**102144 - Information Technology Services**  
**For Fiscal Year 2025**

Account Code	Position Number	Name or Account Description	Months	2025 Adopted	
				Budget FTE	Amount
	D10706	RU ITS-PaperCut Revenue&Expense			12,750
<b>Total OOE by Fund</b>					<b>12,750</b>
<b>Total FTE and Expenditures</b>				<b>2.00</b>	<b>432,978</b>
<b>Total FTE and Expenditures by Fund</b>					
A0003		GU State General Fund		2.00	359,761
A2000		GU General Fees Fund		-	60,467
D10043		RU Information Technology Services		-	-
D10706		RU ITS-PaperCut Revenue&Expense		-	12,750
<b>Total FTE and Expenditures by Fund</b>				<b>2.00</b>	<b>432,978</b>

**W.S.U ANNUAL BUDGET  
102423 - Information Security  
For Fiscal Year 2025**

Account Code	Position Number	Name or Account Description	Months	2025 Adopted	
				Budget FTE	Amount
<b>USS SALARIES</b>					
<b>1000 USS Salaries-Permanent</b>					
<b>Total USS Salaries</b>				-	-
<b>Total USS Salaries by Fund</b>					
<b>Total USS Salaries by Fund</b>				-	-
<b>UNCLASSIFIED SALARIES</b>					
<b>1100 Unclassified Salaries-Permanent (Including 1105 - Stipend)</b>					
991440		IT Governance, Risk and Compliance Analyst Mark, Michelle	12	1.00	76,108
993777		Security Engineer, Senior Vera Torres, Santiago	12	1.00	96,181
993801		Chief Privacy Officer Riggs, Gina	12	1.00	112,015
997640		Information Security Analyst Crager, Christopher	12	1.00	68,076
997659		Information Security Analyst Seiwert, Matthew	12	1.00	68,076
998529		Chief Information Security Officer Rodee, Mark	12	1.00	195,940
<b>Total Unclassified Salaries</b>				<b>6.00</b>	<b>616,396</b>
<b>Total Unclassified Salaries by Fund</b>					
A0003		GU State General Fund		6.00	616,396
<b>Total Unclassified Salaries by Fund</b>				<b>6.00</b>	<b>616,396</b>
<b>STUDENT ASSISTANTS AND BENEFITS</b>					
1200		Student Salaries-Regular			22,840
1690		Shrinkage			(17,821)
1760		State Leave Pymt Assessment			4,441
1830		Regents Retirement			52,397
1850		TIAA Disability			6,167
1911		Medicare			8,736
1912		OASDI			36,156
1750		Dependent Health Insurance			17,500
1950		Single Group Health Insurance			37,600
1970		Workers Compensation			1,684
1980		Unemployment Compensation			364
<b>Total Students and Fringe Benefits</b>					<b>170,064</b>
<b>Total Students and Fringe Benefits by Fund</b>					
A0003		GU State General Fund			170,064
<b>Total Students and Fringe Benefits</b>					<b>170,064</b>
<b>Total Salaries and Fringe Benefits</b>				<b>6.00</b>	<b>786,460</b>
<b>Total Salaries and Fringe Benefits by Fund</b>					
A0003		GU State General Fund		6.00	786,460
<b>Total Salaries and Fringe Benefits</b>				<b>6.00</b>	<b>786,460</b>
<b>OTHER OPERATING EXPENDITURES (OOE)</b>					

**W.S.U ANNUAL BUDGET**  
**102423 - Information Security**  
**For Fiscal Year 2025**

Account Code	Position Number	Name or Account Description	Months	2025 Adopted	
				Budget FTE	Amount
	7C	Contractual Services			278,740
	7F	Commodities			125
	7H	Capital Outlay			-
		<b>Total OOE</b>			<b>278,865</b>
<b>Total OOE by Fund</b>					
	A2000	GU General Fees Fund			278,865
		<b>Total OOE by Fund</b>			<b>278,865</b>
		<b>Total FTE and Expenditures</b>		<b>6.00</b>	<b>1,065,325</b>
<b>Total FTE and Expenditures by Fund</b>					
	A0003	GU State General Fund		6.00	786,460
	A2000	GU General Fees Fund		-	278,865
		<b>Total FTE and Expenditures by Fund</b>		<b>6.00</b>	<b>1,065,325</b>

**W.S.U ANNUAL BUDGET**  
**102534 - ITS Operational Facilities**  
**For Fiscal Year 2025**

Account Code	Position Number	Name or Account Description	Months	2025 Adopted	
				Budget FTE	Amount
<b>USS SALARIES</b>					
<b>1000 USS Salaries-Permanent</b>					
1030		USS Salaries-Standby		-	-
		<b>Total USS Salaries</b>		<b>-</b>	<b>-</b>
<b>Total USS Salaries by Fund</b>					
A0003		GU State General Fund		-	-
		<b>Total USS Salaries by Fund</b>		<b>-</b>	<b>-</b>
<b>UNCLASSIFIED SALARIES</b>					
<b>1100 Unclassified Salaries-Permanent (Including 1105 - Stipend)</b>					
998515		Director IT Operations Rankin, John	12	1.00	97,421
1160		Unclass Sal-OT/Comp/AHR			-
		<b>Total Unclassified Salaries</b>		<b>1.00</b>	<b>97,421</b>
<b>Total Unclassified Salaries by Fund</b>					
A0003		GU State General Fund		1.00	97,421
A2000		GU General Fees Fund		-	-
		<b>Total Unclassified Salaries by Fund</b>		<b>1.00</b>	<b>97,421</b>
<b>STUDENT ASSISTANTS AND BENEFITS</b>					
1200		Student Salaries-Regular			10,400
1690		Shrinkage			(2,931)
1760		State Leave Pymt Assessment			702
1810		KPERS Retirement			-
1830		Regents Retirement			8,281
1850		TIAA Disability			975
1911		Medicare			1,334
1912		OASDI			5,702
1750		Dependent Health Insurance			4,375
1950		Single Group Health Insurance			9,400
1970		Workers Compensation			266
1980		Unemployment Compensation			56
		<b>Total Students and Fringe Benefits</b>			<b>38,560</b>
<b>Total Students and Fringe Benefits by Fund</b>					
A0003		GU State General Fund			38,560
A2000		GU General Fees Fund			-
		<b>Total Students and Fringe Benefits</b>			<b>38,560</b>
		<b>Total Salaries and Fringe Benefits</b>		<b>1.00</b>	<b>135,981</b>
<b>Total Salaries and Fringe Benefits by Fund</b>					
A0003		GU State General Fund		1.00	135,981
A2000		GU General Fees Fund		-	-
		<b>Total Salaries and Fringe Benefits</b>		<b>1.00</b>	<b>135,981</b>
<b>OTHER OPERATING EXPENDITURES (OOE)</b>					
7C		Contractual Services			43,650
7F		Commodities			6,000
7H		Capital Outlay			36,000
		<b>Total OOE</b>			<b>85,650</b>
<b>Total OOE by Fund</b>					
A2000		GU General Fees Fund			85,650
		<b>Total OOE by Fund</b>			<b>85,650</b>
		<b>Total FTE and Expenditures</b>		<b>1.00</b>	<b>221,631</b>
<b>Total FTE and Expenditures by Fund</b>					

**W.S.U ANNUAL BUDGET**  
**102534 - ITS Operational Facilities**  
**For Fiscal Year 2025**

Account Code	Position Number	Name or Account Description	Months	2025 Adopted	
				Budget FTE	Amount
A0003		GU State General Fund		1.00	135,981
A2000		GU General Fees Fund		-	85,650
<b>Total FTE and Expenditures by Fund</b>				<b>1.00</b>	<b>221,631</b>

**W.S.U ANNUAL BUDGET  
102535 - ITS Networking  
For Fiscal Year 2025**

Account Code	Position Number	Name or Account Description	Months	2025 Adopted	
				Budget FTE	Amount
<b>USS SALARIES</b>					
<b>1000 USS Salaries-Permanent</b>					
<b>Total USS Salaries</b>				-	-
<b>Total USS Salaries by Fund</b>					
<b>Total USS Salaries by Fund</b>				-	-
<b>UNCLASSIFIED SALARIES</b>					
<b>1100 Unclassified Salaries-Permanent (Including 1105 - Stipend)</b>					
993396		Network Administrator, Senior Vacant		1.00	81,000
<i>\$80,000 of this position is funded from restricted use sources.</i>					
994760		Manager Network Administration Carney, Christopher	12	1.00	121,200
<i>This position is fully funded from restricted use sources.</i>					
997090		Network Analyst Burkey, Jeremy	12	1.00	68,410
997703		Network Analyst, Senior Kliewer, Lawrence	12	1.00	78,669
997750		Director Network and Telecommunications Neufeld, Keith	12	1.00	128,041
<i>\$5,388 of this position is funded from restricted use sources.</i>					
998187		Network Analyst Alexander, John	12	1.00	76,165
999421		Network Architect Landwehr, Kip	12	1.00	78,175
<i>\$10,100 of this position is funded from restricted use sources.</i>					
<b>Total Unclassified Salaries</b>				<b>7.00</b>	<b>631,660</b>
<b>Total Unclassified Salaries by Fund</b>					
A0003		GU State General Fund		4.84	414,972
A2000		GU General Fees Fund		-	-
D11605		RU ITS Networking		2.16	216,688
<b>Total Unclassified Salaries by Fund</b>				<b>7.00</b>	<b>631,660</b>
<b>STUDENT ASSISTANTS AND BENEFITS</b>					
1200		Student Salaries-Regular			-
1690		Shrinkage			(12,314)
1760		State Leave Pymt Assessment			4,553
1830		Regents Retirement			46,809
1850		TIAA Disability			6,319
1911		Medicare			9,037
1912		OASDI			38,627
1750		Dependent Health Insurance			8,750
1950		Single Group Health Insurance			56,402
1970		Workers Compensation			1,728
1980		Unemployment Compensation			378
<b>Total Students and Fringe Benefits</b>					<b>160,289</b>
<b>Total Students and Fringe Benefits by Fund</b>					
A0003		GU State General Fund			112,637

**W.S.U ANNUAL BUDGET  
102535 - ITS Networking  
For Fiscal Year 2025**

Account Code	Position Number	Name or Account Description	Months	2025 Adopted	
				Budget FTE	Amount
A2000		GU General Fees Fund			-
D11605		RU ITS Networking			47,652
<b>Total Students and Fringe Benefits</b>					<b>160,289</b>
<b>Total Salaries and Fringe Benefits</b>				<b>7.00</b>	<b>791,949</b>
<b>Total Salaries and Fringe Benefits by Fund</b>					
A0003		GU State General Fund		4.84	527,609
A2000		GU General Fees Fund		-	-
D11605		RU ITS Networking		2.16	264,340
<b>Total Salaries and Fringe Benefits</b>				<b>7.00</b>	<b>791,949</b>
<b>OTHER OPERATING EXPENDITURES (OOE)</b>					
7C Contractual Services					434,745
7H Capital Outlay					404,334
<b>Total OOE</b>					<b>839,079</b>
<b>Total OOE by Fund</b>					
A2000		GU General Fees Fund			566,596
D11514		RU ITS Rural Grant - Network			272,483
<b>Total OOE by Fund</b>					<b>839,079</b>
<b>Total FTE and Expenditures</b>				<b>7.00</b>	<b>1,631,028</b>
<b>Total FTE and Expenditures by Fund</b>					
A0003		GU State General Fund		4.84	527,609
A2000		GU General Fees Fund		-	566,596
D11514		RU ITS Rural Grant - Network		-	272,483
D11605		RU ITS Networking		2.16	264,340
<b>Total FTE and Expenditures by Fund</b>				<b>7.00</b>	<b>1,631,028</b>



**W.S.U ANNUAL BUDGET**  
**102536 - ITS Project Management**  
**For Fiscal Year 2025**

Account Code	Position Number	Name or Account Description	Months	2025 Adopted	
				Budget FTE	Amount
<b>USS SALARIES</b>					
<b>1000 USS Salaries-Permanent</b>					
<b>Total USS Salaries</b>				-	-
<b>Total USS Salaries by Fund</b>					
<b>Total USS Salaries by Fund</b>				-	-
<b>UNCLASSIFIED SALARIES</b>					
<b>1100 Unclassified Salaries-Permanent (Including 1105 - Stipend)</b>					
	996909	IT Project Manager, Senior Glore, Warren	12	1.00	81,817
	997726	Director ITS Project Management Barrett, Anita	12	1.00	126,022
<b>Total Unclassified Salaries</b>				<b>2.00</b>	<b>207,839</b>
<b>Total Unclassified Salaries by Fund</b>					
A0003		GU State General Fund		2.00	207,839
<b>Total Unclassified Salaries by Fund</b>				<b>2.00</b>	<b>207,839</b>
<b>STUDENT ASSISTANTS AND BENEFITS</b>					
1200		Student Salaries-Regular			-
1690		Shrinkage			(5,816)
1760		State Leave Pymt Assessment			1,498
1830		Regents Retirement			17,667
1850		TIAA Disability			2,080
1911		Medicare			3,006
1912		OASDI			12,849
1950		Single Group Health Insurance			9,400
1970		Workers Compensation			569
1980		Unemployment Compensation			125
<b>Total Students and Fringe Benefits</b>					<b>41,378</b>
<b>Total Students and Fringe Benefits by Fund</b>					
A0003		GU State General Fund			41,378
<b>Total Students and Fringe Benefits</b>					<b>41,378</b>
<b>Total Salaries and Fringe Benefits</b>				<b>2.00</b>	<b>249,217</b>
<b>Total Salaries and Fringe Benefits by Fund</b>					
A0003		GU State General Fund		2.00	249,217
<b>Total Salaries and Fringe Benefits</b>				<b>2.00</b>	<b>249,217</b>
<b>OTHER OPERATING EXPENDITURES (OOE)</b>					
7C		Contractual Services			132,037
7H		Capital Outlay			1,250
<b>Total OOE</b>					<b>133,287</b>
<b>Total OOE by Fund</b>					
A2000		GU General Fees Fund			133,287
<b>Total OOE by Fund</b>					<b>133,287</b>
<b>Total FTE and Expenditures</b>				<b>2.00</b>	<b>382,504</b>
<b>Total FTE and Expenditures by Fund</b>					
A0003		GU State General Fund		2.00	249,217
A2000		GU General Fees Fund		-	133,287
<b>Total FTE and Expenditures by Fund</b>				<b>2.00</b>	<b>382,504</b>

**W.S.U ANNUAL BUDGET**  
**102537 - ITS Applications Development**  
**For Fiscal Year 2025**

Account Code	Position Number	Name or Account Description	Months	2025 Adopted	
				Budget FTE	Amount
<b>USS SALARIES</b>					
<b>1000 USS Salaries-Permanent</b>					
<b>Total USS Salaries</b>				-	-
<b>Total USS Salaries by Fund</b>					
<b>Total USS Salaries by Fund</b>				-	-
<b>UNCLASSIFIED SALARIES</b>					
<b>1100 Unclassified Salaries-Permanent (Including 1105 - Stipend)</b>					
997165		Manager Web Application Development Snyder, Jennifer	12	1.00	99,571
997281		Enterprise Application Administrator Herbert, Angela	12	0.80	68,327
997467		Application Systems Programmer, Senior Moon, John	12	1.00	76,108
997469		Data Warehousing Analyst, Entry Pandiri, Pavan	12	1.00	62,806
997632		Web Application Developer, Senior Allan, Caitlin	12	1.00	78,176
997789		Manager Enterprise Applications Soth, Patricia	12	1.00	99,571
997824		Web Application Developer Andino, Alexandra	12	1.00	68,076
997870		Data Report Writer, Senior Dinkel, Darlene	12	1.00	64,624
997912		Director Application Development and Support Morrill, Brett	12	1.00	126,141
997970		Web Application Developer, Entry Riddle, Enzie	12	1.00	56,939
997973		Application Systems Architect, Senior Jacobs, John	12	1.00	93,217
997974		Application Systems Programmer, Senior Nordhus, Judy	12	1.00	76,108
998098		Manager Application Systems Tittel, Shelly	12	1.00	99,571
998358		Web Application Developer Arnold, Samara	12	1.00	52,933
998371		Data Report Writer, Senior Kelly, Jason	12	1.00	57,818
998449		Manager Data Warehousing Crabtree, Kevin	12	1.00	99,571

**W.S.U ANNUAL BUDGET**  
**102537 - ITS Applications Development**  
**For Fiscal Year 2025**

Account Code	Position Number	Name or Account Description	Months	2025 Adopted	
				Budget FTE	Amount
<b>Total Unclassified Salaries</b>				<b>15.80</b>	<b>1,279,557</b>
<b>Total Unclassified Salaries by Fund</b>					
A0003		GU State General Fund		15.80	1,279,557
A2000		GU General Fees Fund		-	-
<b>Total Unclassified Salaries by Fund</b>				<b>15.80</b>	<b>1,279,557</b>
<b>STUDENT ASSISTANTS AND BENEFITS</b>					
1690		Shrinkage			(38,773)
1760		State Leave Pymt Assessment			9,219
1830		Regents Retirement			108,770
1850		TIAA Disability			12,805
1911		Medicare			18,024
1912		OASDI			77,034
1750		Dependent Health Insurance			39,375
1752		Healthy Kids Health Insurance			863
1950		Single Group Health Insurance			150,400
1970		Workers Compensation			3,499
1980		Unemployment Compensation			752
<b>Total Students and Fringe Benefits</b>					<b>381,968</b>
<b>Total Students and Fringe Benefits by Fund</b>					
A0003		GU State General Fund			381,968
A2000		GU General Fees Fund			-
<b>Total Students and Fringe Benefits</b>					<b>381,968</b>
<b>Total Salaries and Fringe Benefits</b>				<b>15.80</b>	<b>1,661,525</b>
<b>Total Salaries and Fringe Benefits by Fund</b>					
A0003		GU State General Fund		15.80	1,661,525
A2000		GU General Fees Fund		-	-
<b>Total Salaries and Fringe Benefits</b>				<b>15.80</b>	<b>1,661,525</b>
<b>OTHER OPERATING EXPENDITURES (OOE)</b>					
7C		Contractual Services			894,444
7F		Commodities			250
7H		Capital Outlay			20,000
<b>Total OOE</b>					<b>914,694</b>
<b>Total OOE by Fund</b>					
A2000		GU General Fees Fund			914,694
<b>Total OOE by Fund</b>					<b>914,694</b>
<b>Total FTE and Expenditures</b>				<b>15.80</b>	<b>2,576,219</b>
<b>Total FTE and Expenditures by Fund</b>					
A0003		GU State General Fund		15.80	1,661,525
A2000		GU General Fees Fund		-	914,694
<b>Total FTE and Expenditures by Fund</b>				<b>15.80</b>	<b>2,576,219</b>

**W.S.U ANNUAL BUDGET  
102538 - ITS Client Services  
For Fiscal Year 2025**

Account Code	Position Number	Name or Account Description	Months	2025 Adopted	
				Budget FTE	Amount
<b>USS SALARIES</b>					
<b>1000 USS Salaries-Permanent</b>					
1030		USS Salaries-Standby		-	100
		<b>Total USS Salaries</b>		<b>-</b>	<b>100</b>
<b>Total USS Salaries by Fund</b>					
A0003		GU State General Fund		-	-
A2000		GU General Fees Fund		-	100
		<b>Total USS Salaries by Fund</b>		<b>-</b>	<b>100</b>
<b>UNCLASSIFIED SALARIES</b>					
<b>1100 Unclassified Salaries-Permanent (Including 1105 - Stipend)</b>					
991039		Technology HelpDesk Specialist Gipson, Ryan	12	1.00	43,056
993902		Business Technology and Data Analyst Vacant <i>This position is fully funded from restricted use sources.</i>		0.38	21,375
994032		Technology HelpDesk and Desktop Support Specialist, Lead Steele, Andre'	12	1.00	54,995
994211		Technology HelpDesk and Desktop Support Specialist Carrillo Carlos, Maria	12	1.00	43,014
994661		Desktop Support Specialist Head, Cameron <i>This position is fully funded from restricted use sources.</i>	12	1.00	46,717
996957		Manager HelpDesk Hawkins, Milissa	12	1.00	63,357
997677		Technology Asset Control Specialist McKinney, Kameron	12	1.00	49,712
997800		Desktop Support Specialist Ortiz, Danny	12	1.00	46,696
997802		Technology Help Desk Specialist McCarthy, Kelly	12	1.00	44,138
997808		Desktop Support Specialist Beek, Justin	12	1.00	50,294
997855		Application Training Specialist, Lead Levine, Alexandra	12	1.00	56,909
997873		Desktop Support Specialist Sutton, Donovan	12	1.00	46,696
997968		Director IT Client Services Tafaraji, Shadi	12	1.00	112,015
998004		Manager Desktop Support Wolf, Jessica	12	1.00	78,669
998201		Desktop Support Specialist Shank, Dylan	12	1.00	46,946
998399		Technology Help Desk Specialist			

**W.S.U ANNUAL BUDGET**  
**102538 - ITS Client Services**  
**For Fiscal Year 2025**

Account Code	Position Number	Name or Account Description	Months	2025 Adopted	
				Budget FTE	Amount
		Vacant		1.00	42,619
	998542	Manager Application Training Belden, Amy	12	1.00	88,505
	998587	Application Training Specialist Redington, Corby	12	1.00	50,523
	998646	Desktop Support Specialist Towle, Daniel	12	1.00	48,194
	998770	Technology HelpDesk Specialist Dealy, Michael	12	1.00	44,138
1110		Uncl-Salaries-Seasonal and Temp			-
1190		Unclassified Salaries-Vacation			-
1160		Unclass Sal-OT/Comp/AHR			500
<b>Total Unclassified Salaries</b>				<b>19.38</b>	<b>1,079,067</b>
<b>Total Unclassified Salaries by Fund</b>					
A0003		GU State General Fund		16.00	879,351
A2000		GU General Fees Fund		2.00	131,624
D11608		RU ITS Client Services		1.38	68,092
<b>Total Unclassified Salaries by Fund</b>				<b>19.38</b>	<b>1,079,067</b>
<b>STUDENT ASSISTANTS AND BENEFITS</b>					
1200		Student Salaries-Regular			38,000
1690		Shrinkage			(31,072)
1760		State Leave Pymt Assessment			7,780
1810		KPERS Retirement			12
1830		Regents Retirement			86,291
1850		TIAA Disability			10,802
1911		Medicare			15,299
1912		OASDI			65,382
1750		Dependent Health Insurance			26,250
1950		Single Group Health Insurance			159,800
1970		Workers Compensation			2,958
1980		Unemployment Compensation			640
<b>Total Students and Fringe Benefits</b>					<b>382,142</b>
<b>Total Students and Fringe Benefits by Fund</b>					
A0003		GU State General Fund			294,182
A2000		GU General Fees Fund			64,059
D11608		RU ITS Client Services			23,901
<b>Total Students and Fringe Benefits</b>					<b>382,142</b>
<b>Total Salaries and Fringe Benefits</b>				<b>19.38</b>	<b>1,461,309</b>
<b>Total Salaries and Fringe Benefits by Fund</b>					
A0003		GU State General Fund		16.00	1,173,533
A2000		GU General Fees Fund		2.00	195,783
D11608		RU ITS Client Services		1.38	91,993
<b>Total Salaries and Fringe Benefits</b>				<b>19.38</b>	<b>1,461,309</b>
<b>OTHER OPERATING EXPENDITURES (OOE)</b>					
7C		Contractual Services			732,617
7F		Commodities			1,825
7H		Capital Outlay			11,150
<b>Total OOE</b>					<b>745,592</b>
<b>Total OOE by Fund</b>					
A2000		GU General Fees Fund			745,592
<b>Total OOE by Fund</b>					<b>745,592</b>

**W.S.U ANNUAL BUDGET  
102538 - ITS Client Services  
For Fiscal Year 2025**

Account Code	Position Number	Name or Account Description	Months	2025 Adopted	
				Budget FTE	Amount
<b>Total FTE and Expenditures</b>				<b>19.38</b>	<b>2,206,901</b>
<b>Total FTE and Expenditures by Fund</b>					
A0003		GU State General Fund		16.00	1,173,533
A2000		GU General Fees Fund		2.00	941,375
D11608		RU ITS Client Services		1.38	91,993
<b>Total FTE and Expenditures by Fund</b>				<b>19.38</b>	<b>2,206,901</b>

**W.S.U ANNUAL BUDGET  
102539 - ITS Server Infrastructure  
For Fiscal Year 2025**

Account Code	Position Number	Name or Account Description	Months	2025 Adopted	
				Budget FTE	Amount
<b>USS SALARIES</b>					
<b>1000 USS Salaries-Permanent</b>					
<b>Total USS Salaries</b>				-	-
<b>Total USS Salaries by Fund</b>					
<b>Total USS Salaries by Fund</b>				-	-
<b>UNCLASSIFIED SALARIES</b>					
<b>1100 Unclassified Salaries-Permanent (Including 1105 - Stipend)</b>					
994733		Server Analyst, Senior Vacant		1.00	90,000
996022		Server Analyst Whiteside, Brandon	12	1.00	68,076
997583		Server Analyst Currier, Matthew	12	1.00	66,660
997607		Server Analyst Rogers, James	12	1.00	68,076
997707		Infrastructure Systems Architect Larrea, Daniel	12	1.00	99,571
997717		Server Analyst Arrasmith, Luke	12	1.00	66,660
997721		Server Analyst, Senior Cooper, Joshua	12	1.00	88,505
997836		Database Administrator, Senior Oswalt, Robert	12	1.00	98,942
997866		Server Analyst Davis, Brogan	12	1.00	68,076
997924		Director Enterprise Infrastructure Holmes, Jason	12	1.00	127,780
998034		Database Administrator, Senior Amrine, Laurie	12	1.00	98,942
998070		Manager Server Support Phillips, Robert	12	1.00	112,015
998218		Server Analyst Bergkamp, Garret	12	1.00	68,076
998269		Server Analyst Davis, Donald	12	1.00	68,076
998456		Server Analyst Mallory, Erik	12	1.00	68,076
998759		Manager Server Support Martens, Corey	12	1.00	112,015

**W.S.U ANNUAL BUDGET**  
**102539 - ITS Server Infrastructure**  
**For Fiscal Year 2025**

Account Code	Position Number	Name or Account Description	Months	2025 Adopted	
				Budget FTE	Amount
<b>Total Unclassified Salaries</b>				<b>16.00</b>	<b>1,369,546</b>
<b>Total Unclassified Salaries by Fund</b>					
A0003		GU State General Fund		16.00	1,369,546
<b>Total Unclassified Salaries by Fund</b>				<b>16.00</b>	<b>1,369,546</b>
<b>STUDENT ASSISTANTS AND BENEFITS</b>					
1690		Shrinkage			(40,767)
1760		State Leave Pymt Assessment			9,870
1830		Regents Retirement			108,771
1850		TIAA Disability			13,702
1911		Medicare			19,225
1912		OASDI			82,170
1750		Dependent Health Insurance			48,125
1950		Single Group Health Insurance			131,600
1970		Workers Compensation			3,743
1980		Unemployment Compensation			800
<b>Total Students and Fringe Benefits</b>					<b>377,239</b>
<b>Total Students and Fringe Benefits by Fund</b>					
A0003		GU State General Fund			377,239
<b>Total Students and Fringe Benefits</b>					<b>377,239</b>
<b>Total Salaries and Fringe Benefits</b>				<b>16.00</b>	<b>1,746,785</b>
<b>Total Salaries and Fringe Benefits by Fund</b>					
A0003		GU State General Fund		16.00	1,746,785
<b>Total Salaries and Fringe Benefits</b>				<b>16.00</b>	<b>1,746,785</b>
<b>OTHER OPERATING EXPENDITURES (OOE)</b>					
7C		Contractual Services			984,702
7F		Commodities			200
7H		Capital Outlay			139,200
<b>Total OOE</b>					<b>1,124,102</b>
<b>Total OOE by Fund</b>					
A2000		GU General Fees Fund			1,053,102
D11827		RU ITS High Performance Computing			71,000
<b>Total OOE by Fund</b>					<b>1,124,102</b>
<b>Total FTE and Expenditures</b>				<b>16.00</b>	<b>2,870,887</b>
<b>Total FTE and Expenditures by Fund</b>					
A0003		GU State General Fund		16.00	1,746,785
A2000		GU General Fees Fund		-	1,053,102
D11827		RU ITS High Performance Computing		-	71,000
<b>Total FTE and Expenditures by Fund</b>				<b>16.00</b>	<b>2,870,887</b>



**W.S.U ANNUAL BUDGET**  
**102148 - Campus Technology Fee**  
**For Fiscal Year 2025**

Account Code	Position Number	Name or Account Description	Months	2025 Adopted	
				Budget FTE	Amount
<b>USS SALARIES</b>					
<b>1000 USS Salaries-Permanent</b>					
<b>Total USS Salaries</b>				-	-
<b>Total USS Salaries by Fund</b>					
<b>Total USS Salaries by Fund</b>				-	-
<b>UNCLASSIFIED SALARIES</b>					
<b>1100 Unclassified Salaries-Permanent (Including 1105 - Stipend)</b>					
<b>Total Unclassified Salaries</b>				-	-
<b>Total Unclassified Salaries by Fund</b>					
<b>Total Unclassified Salaries by Fund</b>				-	-
<b>STUDENT ASSISTANTS AND BENEFITS</b>					
<b>Total Students and Fringe Benefits</b>				-	-
<b>Total Students and Fringe Benefits by Fund</b>					
<b>Total Students and Fringe Benefits</b>				-	-
<b>Total Salaries and Fringe Benefits</b>				-	-
<b>Total Salaries and Fringe Benefits by Fund</b>					
<b>Total Salaries and Fringe Benefits</b>				-	-
<b>OTHER OPERATING EXPENDITURES (OOE)</b>					
7H Capital Outlay				-	166,028
<b>Total OOE</b>				-	<b>166,028</b>
<b>Total OOE by Fund</b>					
D10864 RU Campus Technology Fee				-	166,028
<b>Total OOE by Fund</b>				-	<b>166,028</b>
<b>Total FTE and Expenditures</b>				-	<b>166,028</b>
<b>Total FTE and Expenditures by Fund</b>					
D10864 RU Campus Technology Fee				-	166,028
<b>Total FTE and Expenditures by Fund</b>				-	<b>166,028</b>

**W.S.U ANNUAL BUDGET**  
**101646 - Talent Management System**  
**For Fiscal Year 2025**

Account Code	Position Number	Name or Account Description	Months	2025 Adopted	
				Budget FTE	Amount
<b>USS SALARIES</b>					
<b>1000 USS Salaries-Permanent</b>					
1010		USS Salaries-Temp		-	-
		<b>Total USS Salaries</b>		<b>-</b>	<b>-</b>
<b>Total USS Salaries by Fund</b>					
A2000		GU General Fees Fund		-	-
		<b>Total USS Salaries by Fund</b>		<b>-</b>	<b>-</b>
<b>UNCLASSIFIED SALARIES</b>					
<b>1100 Unclassified Salaries-Permanent (Including 1105 - Stipend)</b>					
993913		Workforce Talent Consultant Flinn, Mikayla	12	1.00	52,932
994960		Project Manager Thacker, Krista	12	1.00	89,550
994998		Human Resources Specialist Sherman, Theresa	12	1.00	65,650
996471		Project Manager Martin, Susan	12	0.10	10,060
1116		27th Pay Period Unclassified Sal			17,000
		<b>Total Unclassified Salaries</b>		<b>3.10</b>	<b>235,192</b>
<b>Total Unclassified Salaries by Fund</b>					
A0003		GU State General Fund		3.10	218,192
A2000		GU General Fees Fund		-	17,000
		<b>Total Unclassified Salaries by Fund</b>		<b>3.10</b>	<b>235,192</b>
<b>STUDENT ASSISTANTS AND BENEFITS</b>					
1200		Student Salaries-Regular			30,600
1690		Shrinkage			(6,887)
1760		State Leave Pymt Assessment			1,696
1830		Regents Retirement			19,994
1850		TIAA Disability			2,354
1911		Medicare			3,327
1912		OASDI			14,215
1750		Dependent Health Insurance			4,375
1950		Single Group Health Insurance			20,040
1970		Workers Compensation			645
1980		Unemployment Compensation			140
		<b>Total Students and Fringe Benefits</b>			<b>90,499</b>
<b>Total Students and Fringe Benefits by Fund</b>					
A0003		GU State General Fund			57,260
A2000		GU General Fees Fund			33,239
		<b>Total Students and Fringe Benefits</b>			<b>90,499</b>
		<b>Total Salaries and Fringe Benefits</b>		<b>3.10</b>	<b>325,691</b>
<b>Total Salaries and Fringe Benefits by Fund</b>					
A0003		GU State General Fund		3.10	275,452
A2000		GU General Fees Fund		-	50,239
		<b>Total Salaries and Fringe Benefits</b>		<b>3.10</b>	<b>325,691</b>
<b>OTHER OPERATING EXPENDITURES (OOE)</b>					
7C		Contractual Services			568,654
		<b>Total OOE</b>			<b>568,654</b>

**W.S.U ANNUAL BUDGET**  
**101646 - Talent Management System**  
**For Fiscal Year 2025**

Account Code	Position Number	Name or Account Description	Months	2025 Adopted	
				Budget FTE	Amount
<b>Total OOE by Fund</b>					
A2000		GU General Fees Fund			318,654
D11863		RU Talent Mgmt. Project			250,000
<b>Total OOE by Fund</b>					<b>568,654</b>
<b>Total FTE and Expenditures</b>				<b>3.10</b>	<b>894,345</b>
<b>Total FTE and Expenditures by Fund</b>					
A0003		GU State General Fund		3.10	275,452
A2000		GU General Fees Fund		-	368,893
D11863		RU Talent Mgmt. Project		-	250,000
<b>Total FTE and Expenditures by Fund</b>				<b>3.10</b>	<b>894,345</b>

**W.S.U ANNUAL BUDGET**  
**102234 - NISS Student Digital Toolbox**  
**For Fiscal Year 2025**

Account Code	Position Number	Name or Account Description	Months	2025 Adopted	
				Budget FTE	Amount
<b>USS SALARIES</b>					
<b>1000 USS Salaries-Permanent</b>					
<b>Total USS Salaries</b>				-	-
<b>Total USS Salaries by Fund</b>					
<b>Total USS Salaries by Fund</b>				-	-
<b>UNCLASSIFIED SALARIES</b>					
<b>1100 Unclassified Salaries-Permanent (Including 1105 - Stipend)</b>					
	995132	Technology Program Coordinator Belden, Bryant	12	1.00	53,560
	1110	Uncl-Salaries-Seasonal and Temp			-
<b>Total Unclassified Salaries</b>				<b>1.00</b>	<b>53,560</b>
<b>Total Unclassified Salaries by Fund</b>					
	A0003	GU State General Fund		1.00	53,560
<b>Total Unclassified Salaries by Fund</b>				<b>1.00</b>	<b>53,560</b>
<b>STUDENT ASSISTANTS AND BENEFITS</b>					
	1200	Student Salaries-Regular			70,000
	1690	Shrinkage			(1,657)
	1760	State Leave Pymt Assessment			386
	1830	Regents Retirement			4,553
	1850	TIAA Disability			536
	1911	Medicare			765
	1912	OASDI			3,269
	1950	Single Group Health Insurance			9,400
	1970	Workers Compensation			147
	1980	Unemployment Compensation			32
<b>Total Students and Fringe Benefits</b>					<b>87,431</b>
<b>Total Students and Fringe Benefits by Fund</b>					
	A0003	GU State General Fund			17,431
	A2000	GU General Fees Fund			70,000
<b>Total Students and Fringe Benefits</b>					<b>87,431</b>
<b>Total Salaries and Fringe Benefits</b>				<b>1.00</b>	<b>140,991</b>
<b>Total Salaries and Fringe Benefits by Fund</b>					
	A0003	GU State General Fund		1.00	70,991
	A2000	GU General Fees Fund		-	70,000
<b>Total Salaries and Fringe Benefits</b>				<b>1.00</b>	<b>140,991</b>
<b>OTHER OPERATING EXPENDITURES (OOE)</b>					
	7C	Contractual Services			800
	7F	Commodities			2,350
	7H	Capital Outlay			413,859
<b>Total OOE</b>					<b>417,009</b>
<b>Total OOE by Fund</b>					
	A0003	GU State General Fund			417,009
<b>Total OOE by Fund</b>					<b>417,009</b>
<b>Total FTE and Expenditures</b>				<b>1.00</b>	<b>558,000</b>
<b>Total FTE and Expenditures by Fund</b>					
	A0003	GU State General Fund		1.00	488,000
	A2000	GU General Fees Fund		-	70,000
<b>Total FTE and Expenditures by Fund</b>				<b>1.00</b>	<b>558,000</b>

**W.S.U ANNUAL BUDGET**  
**101614 - Regents Press of Kansas**  
**For Fiscal Year 2025**

Account Code	Position Number	Name or Account Description	Months	2025 Adopted	
				Budget FTE	Amount
<b>USS SALARIES</b>					
<b>1000 USS Salaries-Permanent</b>					
<b>Total USS Salaries</b>				-	-
<b>Total USS Salaries by Fund</b>					
<b>Total USS Salaries by Fund</b>				-	-
<b>UNCLASSIFIED SALARIES</b>					
<b>1100 Unclassified Salaries-Permanent (Including 1105 - Stipend)</b>					
<b>Total Unclassified Salaries</b>				-	-
<b>Total Unclassified Salaries by Fund</b>					
<b>Total Unclassified Salaries by Fund</b>				-	-
<b>STUDENT ASSISTANTS AND BENEFITS</b>					
<b>Total Students and Fringe Benefits</b>				-	-
<b>Total Students and Fringe Benefits by Fund</b>					
<b>Total Students and Fringe Benefits</b>				-	-
<b>Total Salaries and Fringe Benefits</b>				-	-
<b>Total Salaries and Fringe Benefits by Fund</b>					
<b>Total Salaries and Fringe Benefits</b>				-	-
<b>OTHER OPERATING EXPENDITURES (OOE)</b>					
7C Contractual Services				70,000	
<b>Total OOE</b>				<b>70,000</b>	
<b>Total OOE by Fund</b>					
A0003		GU State General Fund		70,000	
<b>Total OOE by Fund</b>				<b>70,000</b>	
<b>Total FTE and Expenditures</b>				-	<b>70,000</b>
<b>Total FTE and Expenditures by Fund</b>					
A0003		GU State General Fund		-	70,000
<b>Total FTE and Expenditures by Fund</b>				-	<b>70,000</b>

**W.S.U ANNUAL BUDGET**  
**102141 - Performance Facilities**  
**For Fiscal Year 2025**

Account Code	Position Number	Name or Account Description	Months	2025 Adopted	
				Budget FTE	Amount
<b>USS SALARIES</b>					
<b>1000 USS Salaries-Permanent</b>					
	999360	Production Technician Bainum, Kerry	12	1.00	39,291
		<i>This position is fully funded from restricted use sources.</i>			
	999570	Production Technician Muehl, David	12	1.00	40,518
1020		USS Salaries-OT		-	2,000
		<b>Total USS Salaries</b>		<b>2.00</b>	<b>81,810</b>
<b>Total USS Salaries by Fund</b>					
	A0003	GU State General Fund		1.00	42,518
	D10095	RU Performance Facilities		1.00	39,291
		<b>Total USS Salaries by Fund</b>		<b>2.00</b>	<b>81,810</b>
<b>UNCLASSIFIED SALARIES</b>					
<b>1100 Unclassified Salaries-Permanent (Including 1105 - Stipend)</b>					
	997846	Manager Fine Arts Facilities Clithero, Ray	12	1.00	66,037
	999533	Box Office Coordinator Beaver, Sharla	12	1.00	41,059
		<i>\$2,051 of this position is funded from restricted use sources.</i>			
		<b>Total Unclassified Salaries</b>		<b>2.00</b>	<b>107,096</b>
<b>Total Unclassified Salaries by Fund</b>					
	A0003	GU State General Fund		1.95	105,045
	D10095	RU Performance Facilities		0.05	2,051
		<b>Total Unclassified Salaries by Fund</b>		<b>2.00</b>	<b>107,096</b>
<b>STUDENT ASSISTANTS AND BENEFITS</b>					
	1200	Student Salaries-Regular			28,000
	1210	Student Salaries-WS-WSU Match			600
	1220	Student Sal-Workstudy Federal			-
	1690	Shrinkage			(4,727)
	1760	State Leave Pymt Assessment			1,363
	1810	KPERS Retirement			9,345
	1830	Regents Retirement			9,105
	1850	TIAA Disability			1,892
	1911	Medicare			2,653
	1912	OASDI			11,331
	1750	Dependent Health Insurance			4,376
	1950	Single Group Health Insurance			37,602
	1970	Workers Compensation			521
	1980	Unemployment Compensation			113
		<b>Total Students and Fringe Benefits</b>			<b>102,174</b>
<b>Total Students and Fringe Benefits by Fund</b>					
	A0003	GU State General Fund			54,895
	D10095	RU Performance Facilities			47,279
	R40041	Federal Work Study Program			-
		<b>Total Students and Fringe Benefits</b>			<b>102,174</b>
		<b>Total Salaries and Fringe Benefits</b>		<b>4.00</b>	<b>291,080</b>
<b>Total Salaries and Fringe Benefits by Fund</b>					
	A0003	GU State General Fund		2.95	202,458
	D10095	RU Performance Facilities		1.05	88,622

**W.S.U ANNUAL BUDGET**  
**102141 - Performance Facilities**  
**For Fiscal Year 2025**

Account Code	Position Number	Name or Account Description	Months	2025 Adopted	
				Budget FTE	Amount
	R40041	Federal Work Study Program		-	-
		<b>Total Salaries and Fringe Benefits</b>		<b>4.00</b>	<b>291,080</b>
<b>OTHER OPERATING EXPENDITURES (OOE)</b>					
	7C	Contractual Services			10,187
	7F	Commodities			5,906
	7V	Miscellaneous Non Expense			-
		<b>Total OOE</b>			<b>16,093</b>
<b>Total OOE by Fund</b>					
	A2000	GU General Fees Fund			14,364
	D10095	RU Performance Facilities			1,729
		<b>Total OOE by Fund</b>			<b>16,093</b>
<b>Total FTE and Expenditures</b>				<b>4.00</b>	<b>307,173</b>
<b>Total FTE and Expenditures by Fund</b>					
	A0003	GU State General Fund		2.95	202,458
	A2000	GU General Fees Fund		-	14,364
	D10095	RU Performance Facilities		1.05	90,351
	R40041	Federal Work Study Program		-	-
<b>Total FTE and Expenditures by Fund</b>				<b>4.00</b>	<b>307,173</b>

**W.S.U ANNUAL BUDGET**  
**101522 - Office of Student Success**  
**For Fiscal Year 2025**

Account Code	Position Number	Name or Account Description	Months	2025 Adopted	
				Budget FTE	Amount
<b>USS SALARIES</b>					
<b>1000 USS Salaries-Permanent</b>					
<b>Total USS Salaries</b>				-	-
<b>Total USS Salaries by Fund</b>					
<b>Total USS Salaries by Fund</b>				-	-
<b>UNCLASSIFIED SALARIES</b>					
<b>1100 Unclassified Salaries-Permanent (Including 1105 - Stipend)</b>					
993705		Success Coach and Retention Specialist Ellis, Valerie	12	1.00	45,804
993706		Success Coach Iwuagwu, Nnadozie	12	1.00	45,804
993707		Success Coach Surender, Ashok	12	1.00	51,763
993709		Success Coach Coronado, Stefanie	12	1.00	44,111
997120		Assistant Director Academic Success Programs Rodrick, Heidi	12	1.00	70,075
997489		Success Coach, Lead Dey, Chelsea	12	1.00	49,692
997527		Assistant Director of First Year Programs Saucedo-Rodarte, Eiran	12	1.00	57,471
997540		Director Student Success Sandlin, Kimberly	12	1.00	110,333
997839		Administrative Assistant Allensworth, Cynthia	12	1.00	36,088
998087		Student Program Coordinator Jordan, Caitlin	12	1.00	45,899
998739		Program Coordinator for First-Year Programs Hannah, Kaelyn	12	1.00	44,440
					<i>\$22,431 of this position is funded from restricted use sources.</i>
1110		Uncl-Salaries-Seasonal and Temp			14,889
<b>Total Unclassified Salaries</b>				<b>11.00</b>	<b>616,369</b>
<b>Total Unclassified Salaries by Fund</b>					
A0003		GU State General Fund		1.00	36,088
A2000		GU General Fees Fund		9.50	557,850
D10784		RU Transition/Orientation Programs		0.50	22,431
<b>Total Unclassified Salaries by Fund</b>				<b>11.00</b>	<b>616,369</b>
<b>STUDENT ASSISTANTS AND BENEFITS</b>					
1200		Student Salaries-Regular			222,527
1690		Shrinkage			(18,413)
1760		State Leave Pymt Assessment			4,443
1830		Regents Retirement			51,132
1850		TIAA Disability			6,021



**W.S.U ANNUAL BUDGET**  
**101522 - Office of Student Success**  
**For Fiscal Year 2025**

Account Code	Position Number	Name or Account Description	Months	2025 Adopted	
				Budget FTE	Amount
1911	Medicare				8,801
1912	OASDI				37,606
1750	Dependent Health Insurance				8,750
1950	Single Group Health Insurance				103,401
1970	Workers Compensation				1,692
1980	Unemployment Compensation				372
<b>Total Students and Fringe Benefits</b>					<b>426,332</b>
<b>Total Students and Fringe Benefits by Fund</b>					
A0003	GU State General Fund				42,241
A2000	GU General Fees Fund				235,261
D10784	RU Transition/Orientation Programs				148,830
<b>Total Students and Fringe Benefits</b>					<b>426,332</b>
<b>Total Salaries and Fringe Benefits</b>				<b>11.00</b>	<b>1,042,701</b>
<b>Total Salaries and Fringe Benefits by Fund</b>					
A0003	GU State General Fund			1.00	78,329
A2000	GU General Fees Fund			9.50	793,111
D10784	RU Transition/Orientation Programs			0.50	171,261
<b>Total Salaries and Fringe Benefits</b>				<b>11.00</b>	<b>1,042,701</b>
<b>OTHER OPERATING EXPENDITURES (OOE)</b>					
7C	Contractual Services				140,020
7F	Commodities				87,978
7H	Capital Outlay				12,500
<b>Total OOE</b>					<b>240,498</b>
<b>Total OOE by Fund</b>					
A2000	GU General Fees Fund				45,348
D10784	RU Transition/Orientation Programs				195,150
<b>Total OOE by Fund</b>					<b>240,498</b>
<b>Total FTE and Expenditures</b>				<b>11.00</b>	<b>1,283,199</b>
<b>Total FTE and Expenditures by Fund</b>					
A0003	GU State General Fund			1.00	78,329
A2000	GU General Fees Fund			9.50	838,459
D10784	RU Transition/Orientation Programs			0.50	366,411
<b>Total FTE and Expenditures by Fund</b>				<b>11.00</b>	<b>1,283,199</b>

**W.S.U ANNUAL BUDGET  
102651 - CFA Advising Center  
For Fiscal Year 2025**

Account Code	Position Number	Name or Account Description	Months	2025 Adopted	
				Budget FTE	Amount
<b>USS SALARIES</b>					
<b>1000 USS Salaries-Permanent</b>					
<b>Total USS Salaries</b>				-	-
<b>Total USS Salaries by Fund</b>					
<b>Total USS Salaries by Fund</b>				-	-
<b>UNCLASSIFIED SALARIES</b>					
<b>1100 Unclassified Salaries-Permanent (Including 1105 - Stipend)</b>					
991008		Academic Advisor Teubner, Jason <i>This position is fully funded from restricted use sources.</i>	12	1.00	42,081
992004		Academic Advisor Zrubek, Shannon <i>This position is fully funded from restricted use sources.</i>	12	1.00	42,081
996780		Director of Academic Advising-College of Fine Arts Bosch, Kristen	12	1.00	70,346
998330		Academic Advisor Janner, Alysa <i>This position is fully funded from restricted use sources.</i>	12	1.00	42,446
999239		Academic Advisor Petersen, Justin <i>This position is fully funded from restricted use sources.</i>	12	1.00	41,410
<b>Total Unclassified Salaries</b>				<b>5.00</b>	<b>238,364</b>
<b>Total Unclassified Salaries by Fund</b>					
A2000		GU General Fees Fund		1.00	70,346
D11361		RU CFA Advising Center		4.00	168,018
<b>Total Unclassified Salaries by Fund</b>				<b>5.00</b>	<b>238,364</b>
<b>STUDENT ASSISTANTS AND BENEFITS</b>					
1200		Student Salaries-Regular			5,000
1210		Student Salaries-WS-WSU Match			4,190
1690		Shrinkage			(2,206)
1760		State Leave Pymt Assessment			1,718
1830		Regents Retirement			20,262
1850		TIAA Disability			2,386
1911		Medicare			3,302
1912		OASDI			14,109
1750		Dependent Health Insurance			13,125
1950		Single Group Health Insurance			47,000
1970		Workers Compensation			653
1980		Unemployment Compensation			140
<b>Total Students and Fringe Benefits</b>					<b>109,679</b>
<b>Total Students and Fringe Benefits by Fund</b>					
A2000		GU General Fees Fund			24,167
D11361		RU CFA Advising Center			85,512
<b>Total Students and Fringe Benefits</b>					<b>109,679</b>
<b>Total Salaries and Fringe Benefits</b>				<b>5.00</b>	<b>348,043</b>
<b>Total Salaries and Fringe Benefits by Fund</b>					

**W.S.U ANNUAL BUDGET  
102651 - CFA Advising Center  
For Fiscal Year 2025**

Account Code	Position Number	Name or Account Description	Months	2025 Adopted	
				Budget FTE	Amount
	A2000	GU General Fees Fund		1.00	94,513
	D11361	RU CFA Advising Center		4.00	253,530
		<b>Total Salaries and Fringe Benefits</b>		<b>5.00</b>	<b>348,043</b>
<b>OTHER OPERATING EXPENDITURES (OOE)</b>					
	7C	Contractual Services			4,820
	7F	Commodities			990
		<b>Total OOE</b>			<b>5,810</b>
<b>Total OOE by Fund</b>					
	D11361	RU CFA Advising Center			5,810
		<b>Total OOE by Fund</b>			<b>5,810</b>
		<b>Total FTE and Expenditures</b>		<b>5.00</b>	<b>353,853</b>
<b>Total FTE and Expenditures by Fund</b>					
	A2000	GU General Fees Fund		1.00	94,513
	D11361	RU CFA Advising Center		4.00	259,340
		<b>Total FTE and Expenditures by Fund</b>		<b>5.00</b>	<b>353,853</b>

**W.S.U ANNUAL BUDGET**  
**101609 - Recruitment-Academic Affairs**  
**For Fiscal Year 2025**

Account Code	Position Number	Name or Account Description	Months	2025 Adopted	
				Budget FTE	Amount
<b>USS SALARIES</b>					
<b>1000 USS Salaries-Permanent</b>					
<b>Total USS Salaries</b>				-	-
<b>Total USS Salaries by Fund</b>					
<b>Total USS Salaries by Fund</b>				-	-
<b>UNCLASSIFIED SALARIES</b>					
<b>1100 Unclassified Salaries-Permanent (Including 1105 - Stipend)</b>					
<b>Total Unclassified Salaries</b>				-	-
<b>Total Unclassified Salaries by Fund</b>					
<b>Total Unclassified Salaries by Fund</b>				-	-
<b>STUDENT ASSISTANTS AND BENEFITS</b>					
<b>Total Students and Fringe Benefits</b>				-	-
<b>Total Students and Fringe Benefits by Fund</b>					
<b>Total Students and Fringe Benefits</b>				-	-
<b>Total Salaries and Fringe Benefits</b>				-	-
<b>Total Salaries and Fringe Benefits by Fund</b>					
<b>Total Salaries and Fringe Benefits</b>				-	-
<b>OTHER OPERATING EXPENDITURES (OOE)</b>					
7C Contractual Services				37,257	
7F Commodities				1,000	
<b>Total OOE</b>				<b>38,257</b>	
<b>Total OOE by Fund</b>					
A2000		GU General Fees Fund		38,257	
<b>Total OOE by Fund</b>				<b>38,257</b>	
<b>Total FTE and Expenditures</b>				-	<b>38,257</b>
<b>Total FTE and Expenditures by Fund</b>					
A2000		GU General Fees Fund		-	38,257
<b>Total FTE and Expenditures by Fund</b>				-	<b>38,257</b>

**W.S.U ANNUAL BUDGET**  
**102000 - Barton School Dean's Office**  
**For Fiscal Year 2025**

Account Code	Position Number	Name or Account Description	Months	2025 Adopted	
				Budget FTE	Amount
<b>USS SALARIES</b>					
<b>1000 USS Salaries-Permanent</b>					
<b>Total USS Salaries</b>				-	-
<b>Total USS Salaries by Fund</b>					
<b>Total USS Salaries by Fund</b>				-	-
<b>UNCLASSIFIED SALARIES</b>					
<b>1100 Unclassified Salaries-Permanent (Including 1105 - Stipend)</b>					
993259		Business Manager Lukert, Brett <i>This position is fully funded from restricted use sources.</i>	12	1.00	60,000
994103		Manager, Office of Career and Professional Development Kelley, Kianga <i>This position is fully funded from restricted use sources.</i>	12	1.00	65,650
994482		Office Coordinator Vacant <i>This position is fully funded from restricted use sources.</i>		1.00	43,077
996154		Senior Associate Dean and Associate Professor in Marketing Nagel, Duane	12	0.78	147,370
996831		Administrative Specialist Hubble, Sherryl <i>This position is fully funded from restricted use sources.</i>	12	0.75	29,266
997735		Director, Finance and Administration Adkisson, Joan <i>\$38,814 of this position is funded from restricted use sources.</i>	12	1.00	90,900
998071		Dean, Barton School of Business & Professor Genin, Larisa <i>\$25,000 of this position is funded from restricted use sources.</i>	12	1.00	350,000
998105		Executive Assistant Specialist Lopez, Jenny <i>\$34,736 of this position is funded from restricted use sources.</i>	12	1.00	62,124
998481		Associate Dean, Barton School of Business & Professor Perry, John	12	1.00	203,958
998685		Executive Director, Office of Career and Professional Development Whiteside, Mel <i>This position is fully funded from restricted use sources.</i>	12	1.00	98,349
999912		Director Marketing, Communications and Digital Stevens, Cassandra <i>\$35,981 of this position is funded from restricted use sources.</i>	12	1.00	75,750
1115		Unclassified Salaries-Add'l Comp			273,000
<b>Total Unclassified Salaries</b>				<b>10.53</b>	<b>1,499,443</b>
<b>Total Unclassified Salaries by Fund</b>					
A0003		GU State General Fund		3.80	768,183
A2000		GU General Fees Fund		0.44	27,388
D10025		RU Dean's Office-Barton School		4.28	441,873

**W.S.U ANNUAL BUDGET**  
**102000 - Barton School Dean's Office**  
**For Fiscal Year 2025**

Account Code	Position Number	Name or Account Description	Months	2025 Adopted	
				Budget FTE	Amount
	D11274	RU Professional Edge Program		2.00	163,999
	D11615	RU Barton School Addl Compensation		-	80,000
	D11654	RU Barton Sch Widener Global Leadr		-	18,000
		<b>Total Unclassified Salaries by Fund</b>		<b>10.53</b>	<b>1,499,443</b>
<b>STUDENT ASSISTANTS AND BENEFITS</b>					
	1200	Student Salaries-Regular			43,000
	1690	Shrinkage			(22,240)
	1760	State Leave Pymt Assessment			10,805
	1830	Regents Retirement			123,801
	1850	TIAA Disability			14,999
	1911	Medicare			21,424
	1912	OASDI			78,582
	1750	Dependent Health Insurance			17,501
	1950	Single Group Health Insurance			82,511
	1970	Workers Compensation			4,103
	1980	Unemployment Compensation			895
		<b>Total Students and Fringe Benefits</b>			<b>375,381</b>
		<b>Total Students and Fringe Benefits by Fund</b>			
	A0003	GU State General Fund			149,183
	A2000	GU General Fees Fund			8,288
	D10025	RU Dean's Office-Barton School			139,345
	D11274	RU Professional Edge Program			60,723
	D11615	RU Barton School Addl Compensation			14,564
	D11654	RU Barton Sch Widener Global Leadr			3,278
		<b>Total Students and Fringe Benefits</b>			<b>375,381</b>
		<b>Total Salaries and Fringe Benefits</b>		<b>10.53</b>	<b>1,874,824</b>
		<b>Total Salaries and Fringe Benefits by Fund</b>			
	A0003	GU State General Fund		3.80	917,366
	A2000	GU General Fees Fund		0.44	35,676
	D10025	RU Dean's Office-Barton School		4.28	581,218
	D11274	RU Professional Edge Program		2.00	224,722
	D11615	RU Barton School Addl Compensation		-	94,564
	D11654	RU Barton Sch Widener Global Leadr		-	21,278
		<b>Total Salaries and Fringe Benefits</b>		<b>10.53</b>	<b>1,874,824</b>
<b>OTHER OPERATING EXPENDITURES (OOE)</b>					
	7C	Contractual Services			44,910
	7F	Commodities			18,200
	7H	Capital Outlay			1,500
	7Z	Transfers Out			-
		<b>Total OOE</b>			<b>64,610</b>
		<b>Total OOE by Fund</b>			
	D10025	RU Dean's Office-Barton School			60,310
	D11224	RU Barton School Online Fees			-
	D11274	RU Professional Edge Program			4,100
	D11654	RU Barton Sch Widener Global Leadr			200
		<b>Total OOE by Fund</b>			<b>64,610</b>
		<b>Total FTE and Expenditures</b>		<b>10.53</b>	<b>1,939,434</b>
		<b>Total FTE and Expenditures by Fund</b>			
	A0003	GU State General Fund		3.80	917,366
	A2000	GU General Fees Fund		0.44	35,676
	D10025	RU Dean's Office-Barton School		4.28	641,528
	D11224	RU Barton School Online Fees		-	-
	D11274	RU Professional Edge Program		2.00	228,822
	D11615	RU Barton School Addl Compensation		-	94,564
	D11654	RU Barton Sch Widener Global Leadr		-	21,478
		<b>Total FTE and Expenditures by Fund</b>		<b>10.53</b>	<b>1,939,434</b>

**W.S.U ANNUAL BUDGET**  
**102005 - Barton Sch Student Success Center**  
**For Fiscal Year 2025**

Account Code	Position Number	Name or Account Description	Months	2025 Adopted	
				Budget FTE	Amount
<b>USS SALARIES</b>					
<b>1000 USS Salaries-Permanent</b>					
<b>Total USS Salaries</b>				-	-
<b>Total USS Salaries by Fund</b>					
<b>Total USS Salaries by Fund</b>				-	-
<b>UNCLASSIFIED SALARIES</b>					
<b>1100 Unclassified Salaries-Permanent (Including 1105 - Stipend)</b>					
991721		Student Success and Retention Coordinator Srenock, Matthew <i>This position is fully funded from restricted use sources.</i>	12	1.00	42,420
992946		Recruitment and Scholarship Coordinator Somers, Rani <i>This position is fully funded from restricted use sources.</i>	12	1.00	48,531
994303		Student Success and Transfer Specialist Mai, Richard <i>This position is fully funded from restricted use sources.</i>	12	1.00	41,492
997350		Student Success and Graduation Specialist Scherer, Jaime <i>This position is fully funded from restricted use sources.</i>	12	1.00	41,913
997857		Director Strategic Enrollment Student Services, College Brown, Zachary <i>\$14,306 of this position is funded from restricted use sources.</i>	12	1.00	71,527
997859		Student Success Specialist Vacant <i>This position is fully funded from restricted use sources.</i>		1.00	45,000
997896		Academic Advisor, Senior Smidt, Chelsea <i>This position is fully funded from restricted use sources.</i>	12	1.00	43,935
997977		Academic Advising Coordinator Beach, Caroline <i>This position is fully funded from restricted use sources.</i>	12	1.00	46,587
998814		Office Coordinator Bolin, Lisa <i>\$4,851 of this position is funded from restricted use sources.</i>	12	1.00	37,378
<b>Total Unclassified Salaries</b>				<b>9.00</b>	<b>418,783</b>
<b>Total Unclassified Salaries by Fund</b>					
A0003		GU State General Fund		1.67	89,747
D10028		RU Barton Student Success Center		7.33	329,035
<b>Total Unclassified Salaries by Fund</b>				<b>9.00</b>	<b>418,783</b>
<b>STUDENT ASSISTANTS AND BENEFITS</b>					
1200		Student Salaries-Regular			8,000
1210		Student Salaries-WS-WSU Match			7,000
1690		Shrinkage			(2,929)
1760		State Leave Pymt Assessment			3,020

**W.S.U ANNUAL BUDGET**  
**102005 - Barton Sch Student Success Center**  
**For Fiscal Year 2025**

Account Code	Position Number	Name or Account Description	Months	2025 Adopted	
				Budget FTE	Amount
1810	KPERS	Retirement			-
1830	Regents	Retirement			31,776
1850	TIAA	Disability			4,194
1911	Medicare				5,821
1912	OASDI				24,871
1750	Dependent Health Insurance				17,502
1950	Single Group Health Insurance				75,202
1970	Workers Compensation				1,150
1980	Unemployment Compensation				245
<b>Total Students and Fringe Benefits</b>					<b>175,852</b>
<b>Total Students and Fringe Benefits by Fund</b>					
A0003	GU State General Fund				35,755
D10028	RU Barton Student Success Center				140,098
<b>Total Students and Fringe Benefits</b>					<b>175,852</b>
<b>Total Salaries and Fringe Benefits</b>				<b>9.00</b>	<b>594,635</b>
<b>Total Salaries and Fringe Benefits by Fund</b>					
A0003	GU State General Fund			1.67	125,502
D10028	RU Barton Student Success Center			7.33	469,133
<b>Total Salaries and Fringe Benefits</b>				<b>9.00</b>	<b>594,635</b>
<b>OTHER OPERATING EXPENDITURES (OOE)</b>					
7C	Contractual Services				28,860
7F	Commodities				4,615
7H	Capital Outlay				-
<b>Total OOE</b>					<b>33,475</b>
<b>Total OOE by Fund</b>					
D10028	RU Barton Student Success Center				33,475
<b>Total OOE by Fund</b>					<b>33,475</b>
<b>Total FTE and Expenditures</b>				<b>9.00</b>	<b>628,110</b>
<b>Total FTE and Expenditures by Fund</b>					
A0003	GU State General Fund			1.67	125,502
D10028	RU Barton Student Success Center			7.33	502,608
<b>Total FTE and Expenditures by Fund</b>				<b>9.00</b>	<b>628,110</b>



**W.S.U ANNUAL BUDGET**  
**102011 - Applied Studies Dean's Office**  
**For Fiscal Year 2025**

Account Code	Position Number	Name or Account Description	Months	2025 Adopted	
				Budget FTE	Amount
<b>USS SALARIES</b>					
<b>1000 USS Salaries-Permanent</b>					
<b>Total USS Salaries</b>				-	-
<b>Total USS Salaries by Fund</b>					
<b>Total USS Salaries by Fund</b>				-	-
<b>UNCLASSIFIED SALARIES</b>					
<b>1100 Unclassified Salaries-Permanent (Including 1105 - Stipend)</b>					
991022		Assistant Professor & Assistant Dean Berry, Bobby	12	1.00	99,132
992908		Grant Technical Writing Specialist Forbes, Vicki <i>This position is fully funded from restricted use sources.</i>	12	0.50	27,269
994398		Program Manager Esports Pierce, Avery <i>This position is fully funded from restricted use sources.</i>	12	0.30	10,392
994475		Academic Program Specialist and Scholarship Coordinator Seymour, Grant <i>This position is fully funded from restricted use sources.</i>	12	1.00	50,500
994848		Administrative Specialist Marino, Rosemary	12	1.00	40,352
997121		Business Manager Chenault, Vanessa	12	1.00	67,291
997918		Licensure and Academic Program Manager Sherrod Mount, Tierney	12	1.00	53,530
998458		Associate Dean, Applied Studies Stoldt, G	12	0.57	100,666
998471		Dean, College of Applied Studies Friend, Jennifer	12	1.00	227,755
998588		Communications and Marketing Specialist Wright, Julia	12	1.00	54,869
998655		Associate Dean, College Applied Studies & Accreditation Officer Cornell, Heidi	12	1.00	125,950
1110		Uncl-Salaries-Seasonal and Temp			45,407
1115		Unclassified Salaries-Add'l Comp			200,000
1140		Grad Assistants-Other			10,000
<b>Total Unclassified Salaries</b>				<b>9.37</b>	<b>1,113,114</b>
<b>Total Unclassified Salaries by Fund</b>					
A0003		GU State General Fund		2.00	198,069
A2000		GU General Fees Fund		5.57	826,883
D10050		RU Dean's Office-Applied Studies		1.80	88,162
<b>Total Unclassified Salaries by Fund</b>				<b>9.37</b>	<b>1,113,114</b>
<b>STUDENT ASSISTANTS AND BENEFITS</b>					
1200		Student Salaries-Regular			20,000

**W.S.U ANNUAL BUDGET**  
**102011 - Applied Studies Dean's Office**  
**For Fiscal Year 2025**

Account Code	Position Number	Name or Account Description	Months	2025 Adopted	
				Budget FTE	Amount
1210		Student Salaries-WS-WSU Match			-
1220		Student Sal-Workstudy Federal			-
1690		Shrinkage			(29,374)
1760		State Leave Pymt Assessment			8,020
1830		Regents Retirement			89,911
1850		TIAA Disability			10,582
1911		Medicare			15,796
1912		OASDI			64,217
1750		Dependent Health Insurance			20,000
1950		Single Group Health Insurance			85,270
1970		Workers Compensation			3,047
1980		Unemployment Compensation			666
<b>Total Students and Fringe Benefits</b>					<b>288,135</b>
<b>Total Students and Fringe Benefits by Fund</b>					
A0003		GU State General Fund			64,815
A2000		GU General Fees Fund			188,942
D10050		RU Dean's Office-Applied Studies			34,378
R40041		Federal Work Study Program			-
<b>Total Students and Fringe Benefits</b>					<b>288,135</b>
<b>Total Salaries and Fringe Benefits</b>				<b>9.37</b>	<b>1,401,248</b>
<b>Total Salaries and Fringe Benefits by Fund</b>					
A0003		GU State General Fund		2.00	262,884
A2000		GU General Fees Fund		5.57	1,015,825
D10050		RU Dean's Office-Applied Studies		1.80	122,539
R40041		Federal Work Study Program		-	-
<b>Total Salaries and Fringe Benefits</b>				<b>9.37</b>	<b>1,401,248</b>
<b>OTHER OPERATING EXPENDITURES (OOE)</b>					
7C		Contractual Services			7,461
7F		Commodities			-
7H		Capital Outlay			-
7L		Grants Claims & Shared Revenue			51,000
7Z		Transfers Out			-
<b>Total OOE</b>					<b>58,461</b>
<b>Total OOE by Fund</b>					
A2000		GU General Fees Fund			56,000
D10050		RU Dean's Office-Applied Studies			2,461
D11319		RU KS Mentor & Induction Center			-
<b>Total OOE by Fund</b>					<b>58,461</b>
<b>Total FTE and Expenditures</b>				<b>9.37</b>	<b>1,459,709</b>
<b>Total FTE and Expenditures by Fund</b>					
A0003		GU State General Fund		2.00	262,884
A2000		GU General Fees Fund		5.57	1,071,825
D10050		RU Dean's Office-Applied Studies		1.80	125,000
D11319		RU KS Mentor & Induction Center		-	-
R40041		Federal Work Study Program		-	-
<b>Total FTE and Expenditures by Fund</b>				<b>9.37</b>	<b>1,459,709</b>

**W.S.U ANNUAL BUDGET**  
**102021 - Engineering Dean's Office**  
**For Fiscal Year 2025**

Account Code	Position Number	Name or Account Description	Months	2025 Adopted	
				Budget FTE	Amount
<b>USS SALARIES</b>					
<b>1000 USS Salaries-Permanent</b>					
<b>Total USS Salaries</b>				-	-
<b>Total USS Salaries by Fund</b>					
<b>Total USS Salaries by Fund</b>				-	-
<b>UNCLASSIFIED SALARIES</b>					
<b>1100 Unclassified Salaries-Permanent (Including 1105 - Stipend)</b>					
994220		Assistant Teaching Professor Spinder, Casey <i>This position is fully funded from restricted use sources.</i>	9	1.00	77,806
995201		Associate Dean for Undergraduate and Graduate Programs Mahapatro, Anil	12	1.00	191,292
996958		Assistant Dean for Student Success Mendez, Jacob	12	1.00	80,000
996961		Associate Dean for Research Vacant		1.00	179,234
997032		Director Student Engagement and Career Readiness Vacant		1.00	64,999
997988		Assistant Dean for Finance Arnold, Kristin	12	1.00	83,168
998390		Dean and Professor Muscat, Anthony	12	1.00	286,661
999888		Director Academic Advising Gartman, Andrea	12	1.00	77,175
1110		Uncl-Salaries-Seasonal and Temp			-
<b>Total Unclassified Salaries</b>				<b>8.00</b>	<b>1,040,335</b>
<b>Total Unclassified Salaries by Fund</b>					
A0003		GU State General Fund		7.00	962,529
A2000		GU General Fees Fund		-	-
D10808		RU Engineering Salaries - EEG		1.00	77,806
<b>Total Unclassified Salaries by Fund</b>				<b>8.00</b>	<b>1,040,335</b>
<b>STUDENT ASSISTANTS AND BENEFITS</b>					
1200		Student Salaries-Regular			65,000
1690		Shrinkage			(26,629)
1760		State Leave Pymt Assessment			7,495
1830		Regents Retirement			67,672
1850		TIAA Disability			10,406
1911		Medicare			14,906
1912		OASDI			55,339
1750		Dependent Health Insurance			13,126
1950		Single Group Health Insurance			47,001
1970		Workers Compensation			2,846
1980		Unemployment Compensation			621
<b>Total Students and Fringe Benefits</b>					<b>257,783</b>
<b>Total Students and Fringe Benefits by Fund</b>					
A0003		GU State General Fund			178,616

**W.S.U ANNUAL BUDGET**  
**102021 - Engineering Dean's Office**  
**For Fiscal Year 2025**

Account Code	Position Number	Name or Account Description	Months	2025 Adopted	
				Budget FTE	Amount
A2000		GU General Fees Fund			-
D10808		RU Engineering Salaries - EEG			14,167
D10837		RU Undergrad Teaching Fellows Prog			65,000
<b>Total Students and Fringe Benefits</b>					<b>257,783</b>
<b>Total Salaries and Fringe Benefits</b>				<b>8.00</b>	<b>1,298,118</b>
<b>Total Salaries and Fringe Benefits by Fund</b>					
A0003		GU State General Fund		7.00	1,141,145
A2000		GU General Fees Fund		-	-
D10808		RU Engineering Salaries - EEG		1.00	91,973
D10837		RU Undergrad Teaching Fellows Prog		-	65,000
<b>Total Salaries and Fringe Benefits</b>				<b>8.00</b>	<b>1,298,118</b>
<b>OTHER OPERATING EXPENDITURES (OOE)</b>					
7C		Contractual Services			67,690
7F		Commodities			44,000
7H		Capital Outlay			83,100
7L		Grants Claims & Shared Revenue			2,000
<b>Total OOE</b>					<b>196,790</b>
<b>Total OOE by Fund</b>					
A2000		GU General Fees Fund			30,790
D10065		RU Engineering Open House			1,000
D10066		RU Dean's Office-Engineering			165,000
D10704		RU Engineering Summer Camps			-
<b>Total OOE by Fund</b>					<b>196,790</b>
<b>Total FTE and Expenditures</b>				<b>8.00</b>	<b>1,494,908</b>
<b>Total FTE and Expenditures by Fund</b>					
A0003		GU State General Fund		7.00	1,141,145
A2000		GU General Fees Fund		-	30,790
D10065		RU Engineering Open House		-	1,000
D10066		RU Dean's Office-Engineering		-	165,000
D10704		RU Engineering Summer Camps		-	-
D10808		RU Engineering Salaries - EEG		1.00	91,973
D10837		RU Undergrad Teaching Fellows Prog		-	65,000
<b>Total FTE and Expenditures by Fund</b>				<b>8.00</b>	<b>1,494,908</b>

**W.S.U ANNUAL BUDGET**  
**102031 - Fine Arts Dean's Office**  
**For Fiscal Year 2025**

Account Code	Position Number	Name or Account Description	Months	2025 Adopted	
				Budget FTE	Amount
<b>USS SALARIES</b>					
<b>1000 USS Salaries-Permanent</b>					
<b>Total USS Salaries</b>				-	-
<b>Total USS Salaries by Fund</b>					
<b>Total USS Salaries by Fund</b>				-	-
<b>UNCLASSIFIED SALARIES</b>					
<b>1100 Unclassified Salaries-Permanent (Including 1105 - Stipend)</b>					
994804		Scholarship Coordinator Vacant		1.00	40,000
997588		Assistant Dean Hanes, Wendy	12	1.00	78,338
998303		Dean, Fine Arts & Professor Bukowski, Marie	12	1.00	212,100
998799		Executive Assistant Wedan, Kevin	12	1.00	56,939
999944		Business Manager-College of Fine Arts Ewert, Megan	12	1.00	60,718
1110		Uncl-Salaries-Seasonal and Temp			8,017
1115		Unclassified Salaries-Add'l Comp			8,279
<b>Total Unclassified Salaries</b>				<b>5.00</b>	<b>464,391</b>
<b>Total Unclassified Salaries by Fund</b>					
A0003		GU State General Fund		5.00	455,112
A2000		GU General Fees Fund		-	1,279
D10089		RU Dean's Office-Fine Arts		-	8,000
<b>Total Unclassified Salaries by Fund</b>				<b>5.00</b>	<b>464,391</b>
<b>STUDENT ASSISTANTS AND BENEFITS</b>					
1200		Student Salaries-Regular			6,038
1690		Shrinkage			(13,007)
1760		State Leave Pymt Assessment			3,348
1830		Regents Retirement			35,394
1850		TIAA Disability			4,566
1911		Medicare			6,712
1912		OASDI			26,198
1950		Single Group Health Insurance			37,601
1970		Workers Compensation			1,273
1980		Unemployment Compensation			280
<b>Total Students and Fringe Benefits</b>					<b>108,403</b>
<b>Total Students and Fringe Benefits by Fund</b>					
A0003		GU State General Fund			100,801
A2000		GU General Fees Fund			202
D10089		RU Dean's Office-Fine Arts			7,400
<b>Total Students and Fringe Benefits</b>					<b>108,403</b>
<b>Total Salaries and Fringe Benefits</b>				<b>5.00</b>	<b>572,794</b>
<b>Total Salaries and Fringe Benefits by Fund</b>					
A0003		GU State General Fund		5.00	555,913
A2000		GU General Fees Fund		-	1,481
D10089		RU Dean's Office-Fine Arts		-	15,400

**W.S.U ANNUAL BUDGET**  
**102031 - Fine Arts Dean's Office**  
**For Fiscal Year 2025**

Account Code	Position Number	Name or Account Description	Months	2025 Adopted	
				Budget FTE	Amount
<b>Total Salaries and Fringe Benefits</b>				<b>5.00</b>	<b>572,794</b>
<hr/>					
<b>OTHER OPERATING EXPENDITURES (OOE)</b>					
	7C	Contractual Services			30,214
	7F	Commodities			10,500
	7H	Capital Outlay			11,000
	7Z	Transfers Out			1,000
		<b>Total OOE</b>			<b>52,714</b>
<hr/>					
<b>Total OOE by Fund</b>					
	A2000	GU General Fees Fund			31,114
	D10089	RU Dean's Office-Fine Arts			21,600
		<b>Total OOE by Fund</b>			<b>52,714</b>
<hr/>					
		<b>Total FTE and Expenditures</b>		<b>5.00</b>	<b>625,508</b>
<hr/>					
<b>Total FTE and Expenditures by Fund</b>					
	A0003	GU State General Fund		5.00	555,913
	A2000	GU General Fees Fund		-	32,595
	D10089	RU Dean's Office-Fine Arts		-	37,000
		<b>Total FTE and Expenditures by Fund</b>		<b>5.00</b>	<b>625,508</b>

**W.S.U ANNUAL BUDGET**  
**102046 - Liberal Arts & Sciences Dean's Ofc.**  
**For Fiscal Year 2025**

Account Code	Position Number	Name or Account Description	Months	2025 Adopted	
				Budget FTE	Amount
<b>USS SALARIES</b>					
<b>1000 USS Salaries-Permanent</b>					
<b>Total USS Salaries</b>				-	-
<b>Total USS Salaries by Fund</b>					
<b>Total USS Salaries by Fund</b>				-	-
<b>UNCLASSIFIED SALARIES</b>					
<b>1100 Unclassified Salaries-Permanent (Including 1105 - Stipend)</b>					
997656		Associate Dean, Liberal Arts & Sciences & Professor Eichhorn, David	12	1.00	131,989
998023		Assistant Dean Miller, Cheryl	12	1.00	97,941
998153		Associate Dean, Liberal Arts & Sciences & Professor Bolin, Brien	12	1.00	127,101
998172		Executive Assistant and Scholarship Coordinator Neill, Deborah	12	1.00	56,008
998207		Dean, Liberal Arts & Sciences & Professor Hippisley, Andrew	12	1.00	206,875
998828		Office Coordinator DalPorto-Ward, Joyce	12	1.00	39,728
999863		Business Manager Fortin, Jean-Pierre	12	1.00	64,186
1110		Uncl-Salaries-Seasonal and Temp			264,724
1160		Unclass Sal-OT/Comp/AHR			10,000
<b>Total Unclassified Salaries</b>				<b>7.00</b>	<b>998,552</b>
<b>Total Unclassified Salaries by Fund</b>					
A0003		GU State General Fund		5.00	477,225
A2000		GU General Fees Fund		2.00	511,327
D10159		RU Dean's Office-Liberal Arts		-	10,000
<b>Total Unclassified Salaries by Fund</b>				<b>7.00</b>	<b>998,552</b>
<b>STUDENT ASSISTANTS AND BENEFITS</b>					
1200		Student Salaries-Regular			26,204
1690		Shrinkage			(27,680)
1760		State Leave Pymt Assessment			7,196
1830		Regents Retirement			62,381
1850		TIAA Disability			7,342
1911		Medicare			14,131
1912		OASDI			58,823
1750		Dependent Health Insurance			17,502
1950		Single Group Health Insurance			56,402
1970		Workers Compensation			2,731
1980		Unemployment Compensation			589
<b>Total Students and Fringe Benefits</b>					<b>225,621</b>
<b>Total Students and Fringe Benefits by Fund</b>					
A0003		GU State General Fund			129,268
A2000		GU General Fees Fund			94,531
D10159		RU Dean's Office-Liberal Arts			1,822

**W.S.U ANNUAL BUDGET**  
**102046 - Liberal Arts & Sciences Dean's Ofc.**  
**For Fiscal Year 2025**

Account Code	Position Number	Name or Account Description	Months	2025 Adopted	
				Budget FTE	Amount
<b>Total Students and Fringe Benefits</b>					<b>225,621</b>
<b>Total Salaries and Fringe Benefits</b>				<b>7.00</b>	<b>1,224,173</b>
<b>Total Salaries and Fringe Benefits by Fund</b>					
A0003		GU State General Fund		5.00	606,493
A2000		GU General Fees Fund		2.00	605,858
D10159		RU Dean's Office-Liberal Arts		-	11,822
<b>Total Salaries and Fringe Benefits</b>				<b>7.00</b>	<b>1,224,173</b>
<b>OTHER OPERATING EXPENDITURES (OOE)</b>					
7C		Contractual Services			209,881
7F		Commodities			13,810
7H		Capital Outlay			15,000
7Z		Transfers Out			105,000
<b>Total OOE</b>					<b>343,691</b>
<b>Total OOE by Fund</b>					
A2000		GU General Fees Fund			139,413
D10159		RU Dean's Office-Liberal Arts			204,278
<b>Total OOE by Fund</b>					<b>343,691</b>
<b>Total FTE and Expenditures</b>				<b>7.00</b>	<b>1,567,864</b>
<b>Total FTE and Expenditures by Fund</b>					
A0003		GU State General Fund		5.00	606,493
A2000		GU General Fees Fund		2.00	745,271
D10159		RU Dean's Office-Liberal Arts		-	216,100
<b>Total FTE and Expenditures by Fund</b>				<b>7.00</b>	<b>1,567,864</b>



**W.S.U ANNUAL BUDGET**  
**102079 - Office of Planning and Analysis**  
**For Fiscal Year 2025**

Account Code	Position Number	Name or Account Description	Months	2025 Adopted	
				Budget FTE	Amount
<b>USS SALARIES</b>					
<b>1000 USS Salaries-Permanent</b>					
<b>Total USS Salaries</b>				-	-
<b>Total USS Salaries by Fund</b>					
<b>Total USS Salaries by Fund</b>				-	-
<b>UNCLASSIFIED SALARIES</b>					
<b>1100 Unclassified Salaries-Permanent (Including 1105 - Stipend)</b>					
995066		Institutional Research Analyst, Senior Franks, Tiffany	12	1.00	76,179
997679		Institutional Research Analyst, Senior Smith, David	12	1.00	78,365
997799		Institutional Research Analyst Crager, Whitney	12	1.00	71,911
998861		Faculty Records Archivist and Faculty Senate Liaison Birdwell, Lee	12	1.00	48,402
<i>\$7,676 of this position is funded from restricted use sources.</i>					
1130		Grad Assistants-Research			-
<b>Total Unclassified Salaries</b>				<b>4.00</b>	<b>274,857</b>
<b>Total Unclassified Salaries by Fund</b>					
A0003		GU State General Fund		2.84	195,270
A2000		GU General Fees Fund		1.00	71,911
D10832		RU Planning and Analysis		0.16	7,676
<b>Total Unclassified Salaries by Fund</b>				<b>4.00</b>	<b>274,857</b>
<b>STUDENT ASSISTANTS AND BENEFITS</b>					
1690		Shrinkage			(8,051)
1760		State Leave Pymt Assessment			1,983
1810		KPERS Retirement			5,528
1830		Regents Retirement			19,251
1850		TIAA Disability			2,751
1911		Medicare			3,813
1912		OASDI			16,289
1750		Dependent Health Insurance			8,751
1950		Single Group Health Insurance			28,201
1970		Workers Compensation			752
1980		Unemployment Compensation			160
<b>Total Students and Fringe Benefits</b>					<b>79,428</b>
<b>Total Students and Fringe Benefits by Fund</b>					
A0003		GU State General Fund			53,280
A2000		GU General Fees Fund			24,524
D10832		RU Planning and Analysis			1,624
<b>Total Students and Fringe Benefits</b>					<b>79,428</b>
<b>Total Salaries and Fringe Benefits</b>				<b>4.00</b>	<b>354,285</b>
<b>Total Salaries and Fringe Benefits by Fund</b>					
A0003		GU State General Fund		2.84	248,550
A2000		GU General Fees Fund		1.00	96,435
D10832		RU Planning and Analysis		0.16	9,300
<b>Total Salaries and Fringe Benefits</b>				<b>4.00</b>	<b>354,285</b>

**W.S.U ANNUAL BUDGET**  
**102079 - Office of Planning and Analysis**  
**For Fiscal Year 2025**

Account Code	Position Number	Name or Account Description	Months	2025 Adopted	
				Budget FTE	Amount
<b>OTHER OPERATING EXPENDITURES (OOE)</b>					
	7C	Contractual Services			13,700
	7F	Commodities			600
	7H	Capital Outlay			21,427
		<b>Total OOE</b>			<b>35,727</b>
<b>Total OOE by Fund</b>					
	A2000	GU General Fees Fund			35,727
		<b>Total OOE by Fund</b>			<b>35,727</b>
<b>Total FTE and Expenditures</b>				<b>4.00</b>	<b>390,012</b>
<b>Total FTE and Expenditures by Fund</b>					
	A0003	GU State General Fund		2.84	248,550
	A2000	GU General Fees Fund		1.00	132,162
	D10832	RU Planning and Analysis		0.16	9,300
		<b>Total FTE and Expenditures by Fund</b>		<b>4.00</b>	<b>390,012</b>

**W.S.U ANNUAL BUDGET  
102415 - OPA Technology Org  
For Fiscal Year 2025**

Account Code	Position Number	Name or Account Description	Months	2025 Adopted	
				Budget FTE	Amount
<b>USS SALARIES</b>					
<b>1000 USS Salaries-Permanent</b>					
<b>Total USS Salaries</b>				-	-
<b>Total USS Salaries by Fund</b>					
<b>Total USS Salaries by Fund</b>				-	-
<b>UNCLASSIFIED SALARIES</b>					
<b>1100 Unclassified Salaries-Permanent (Including 1105 - Stipend)</b>					
<b>Total Unclassified Salaries</b>				-	-
<b>Total Unclassified Salaries by Fund</b>					
<b>Total Unclassified Salaries by Fund</b>				-	-
<b>STUDENT ASSISTANTS AND BENEFITS</b>					
<b>Total Students and Fringe Benefits</b>				-	-
<b>Total Students and Fringe Benefits by Fund</b>					
<b>Total Students and Fringe Benefits</b>				-	-
<b>Total Salaries and Fringe Benefits</b>				-	-
<b>Total Salaries and Fringe Benefits by Fund</b>					
<b>Total Salaries and Fringe Benefits</b>				-	-
<b>OTHER OPERATING EXPENDITURES (OOE)</b>					
7C Contractual Services				60,000	
<b>Total OOE</b>				<b>60,000</b>	
<b>Total OOE by Fund</b>					
D11507	RU	Planning & Analysis Technology		60,000	
<b>Total OOE by Fund</b>				<b>60,000</b>	
<b>Total FTE and Expenditures</b>				-	<b>60,000</b>
<b>Total FTE and Expenditures by Fund</b>					
D11507	RU	Planning & Analysis Technology		-	60,000
<b>Total FTE and Expenditures by Fund</b>				-	<b>60,000</b>

**W.S.U ANNUAL BUDGET**  
**102081 - Academic Programs**  
**For Fiscal Year 2025**

Account Code	Position Number	Name or Account Description	Months	2025 Adopted	
				Budget FTE	Amount
<b>USS SALARIES</b>					
<b>1000 USS Salaries-Permanent</b>					
<b>Total USS Salaries</b>				-	-
<b>Total USS Salaries by Fund</b>					
<b>Total USS Salaries by Fund</b>				-	-
<b>UNCLASSIFIED SALARIES</b>					
<b>1100 Unclassified Salaries-Permanent (Including 1105 - Stipend)</b>					
1115		Unclassified Salaries-Add'l Comp			30,000
<b>Total Unclassified Salaries</b>				-	<b>30,000</b>
<b>Total Unclassified Salaries by Fund</b>					
A2000		GU General Fees Fund		-	30,000
<b>Total Unclassified Salaries by Fund</b>				-	<b>30,000</b>
<b>STUDENT ASSISTANTS AND BENEFITS</b>					
1690		Shrinkage			(808)
1760		State Leave Pymt Assessment			216
1830		Regents Retirement			2,550
1850		TIAA Disability			300
1911		Medicare			435
1912		OASDI			1,860
1970		Workers Compensation			82
1980		Unemployment Compensation			18
<b>Total Students and Fringe Benefits</b>				-	<b>4,653</b>
<b>Total Students and Fringe Benefits by Fund</b>					
A2000		GU General Fees Fund			4,653
<b>Total Students and Fringe Benefits</b>				-	<b>4,653</b>
<b>Total Salaries and Fringe Benefits</b>				-	<b>34,653</b>
<b>Total Salaries and Fringe Benefits by Fund</b>					
A2000		GU General Fees Fund		-	34,653
<b>Total Salaries and Fringe Benefits</b>				-	<b>34,653</b>
<b>OTHER OPERATING EXPENDITURES (OOE)</b>					
7C		Contractual Services			17,850
7F		Commodities			-
<b>Total OOE</b>				-	<b>17,850</b>
<b>Total OOE by Fund</b>					
A2000		GU General Fees Fund			17,850
<b>Total OOE by Fund</b>				-	<b>17,850</b>
<b>Total FTE and Expenditures</b>				-	<b>52,503</b>
<b>Total FTE and Expenditures by Fund</b>					
A2000		GU General Fees Fund		-	52,503
<b>Total FTE and Expenditures by Fund</b>				-	<b>52,503</b>

**W.S.U ANNUAL BUDGET**  
**102110 - Health Professions Dean's Office**  
**For Fiscal Year 2025**

Account Code	Position Number	Name or Account Description	Months	2025 Adopted	
				Budget FTE	Amount
<b>USS SALARIES</b>					
<b>1000 USS Salaries-Permanent</b>					
<b>Total USS Salaries</b>				-	-
<b>Total USS Salaries by Fund</b>					
<b>Total USS Salaries by Fund</b>				-	-
<b>UNCLASSIFIED SALARIES</b>					
<b>1100 Unclassified Salaries-Permanent (Including 1105 - Stipend)</b>					
991997		Assistant Clinical Professor Smith, Samuel	12	1.00	81,465
994269		Assistant Clinical Educator Mayagoitia, Brittini <i>This position is fully funded from restricted use sources.</i>	12	1.00	66,000
994320		Assistant Director, Academic Advising Shields, Erin <i>\$16,513 of this position is funded from restricted use sources.</i>	12	1.00	56,940
994486		Director Operations Taylor, Traci	12	0.94	72,468
995089		Director Business & Finance Clancy, Lisa <i>\$18,600 of this position is funded from restricted use sources.</i>	12	1.00	80,865
995090		Academic Advisor Senior, Health Professions Raburn, Jessica	12	0.85	40,350
995091		Academic Advisor, Health Professions Bryant, Kelsey	12	1.00	42,446
995200		Instructional Design Specialist Anozie, Jennifer	12	1.00	55,211
997610		Associate Dean, Health Professions & Professor McCleary-Jones, Voncella	12	1.00	165,666
997784		Administrative Specialist Aguilar, Anna	12	0.26	9,458
997867		Dean, Health Professions & Professor Hand, Gregory	12	1.00	248,460
997963		Academic Advisor Senior, Health Professions Folkerts, Christina <i>\$2,435 of this position is funded from restricted use sources.</i>	12	1.00	48,704
998538		Director of Enrollment Management and Student Success Konecny, Amanda	12	1.00	87,801
998738		Multimedia Coordinator Stoskopf, Jamie <i>\$10,849 of this position is funded from restricted use sources.</i>	12	0.80	43,206
998775		Technology Support Analyst Vacant		1.00	50,000

**W.S.U ANNUAL BUDGET**  
**102110 - Health Professions Dean's Office**  
**For Fiscal Year 2025**

Account Code	Position Number	Name or Account Description	Months	2025 Adopted		
				Budget FTE	Amount	
		<i>\$14,585 of this position is funded from restricted use sources.</i>				
	998985	Budget and Accounting Specialist LeJuerne, Ashley	12	1.00	47,861	
		<i>\$4,470 of this position is funded from restricted use sources.</i>				
	999425	Executive Assistant & Special Projects Coordinator Nutter, Coni	12	1.00	59,405	
		<i>\$7,127 of this position is funded from restricted use sources.</i>				
	1110	Uncl-Salaries-Seasonal and Temp			132,883	
	1115	Unclassified Salaries-Add'l Comp			11,000	
	1190	Unclassified Salaries-Vacation			91,713	
		<b>Total Unclassified Salaries</b>		<b>15.84</b>	<b>1,491,901</b>	
		<b>Total Unclassified Salaries by Fund</b>				
	A0003	GU State General Fund		10.94	768,187	
	A2000	GU General Fees Fund		2.63	577,035	
	D10115	RU Dean's Office-Health Profession		2.08	135,830	
	D10697	RU Accel BSN Allocation Fund-Dean		0.20	10,849	
		<b>Total Unclassified Salaries by Fund</b>		<b>15.84</b>	<b>1,491,901</b>	
<b>STUDENT ASSISTANTS AND BENEFITS</b>						
	1200	Student Salaries-Regular			16,000	
	1210	Student Salaries-WS-WSU Match			1,500	
	1220	Student Sal-Workstudy Federal			-	
	1690	Shrinkage			(38,286)	
	1760	State Leave Pymt Assessment			10,095	
	1830	Regents Retirement			103,483	
	1850	TIAA Disability			12,685	
	1911	Medicare			19,970	
	1912	OASDI			80,746	
	1750	Dependent Health Insurance			25,293	
	1950	Single Group Health Insurance			110,745	
	1970	Workers Compensation			3,838	
	1980	Unemployment Compensation			840	
		<b>Total Students and Fringe Benefits</b>			<b>346,909</b>	
		<b>Total Students and Fringe Benefits by Fund</b>				
	A0003	GU State General Fund			218,664	
	A2000	GU General Fees Fund			76,653	
	D10115	RU Dean's Office-Health Profession			49,613	
	D10697	RU Accel BSN Allocation Fund-Dean			1,979	
	R40041	Federal Work Study Program			-	
		<b>Total Students and Fringe Benefits</b>			<b>346,909</b>	
		<b>Total Salaries and Fringe Benefits</b>		<b>15.84</b>	<b>1,838,810</b>	
		<b>Total Salaries and Fringe Benefits by Fund</b>				
	A0003	GU State General Fund		10.94	986,851	
	A2000	GU General Fees Fund		2.63	653,688	
	D10115	RU Dean's Office-Health Profession		2.08	185,443	
	D10697	RU Accel BSN Allocation Fund-Dean		0.20	12,828	
	R40041	Federal Work Study Program		-	-	
		<b>Total Salaries and Fringe Benefits</b>		<b>15.84</b>	<b>1,838,810</b>	
<b>OTHER OPERATING EXPENDITURES (OOE)</b>						
	7C	Contractual Services			134,325	
	7F	Commodities			16,390	
	7H	Capital Outlay			14,516	
	7L	Grants Claims & Shared Revenue			-	
	7Z	Transfers Out			4,672	
		<b>Total OOE</b>			<b>169,903</b>	

**W.S.U ANNUAL BUDGET**  
**102110 - Health Professions Dean's Office**  
**For Fiscal Year 2025**

Account Code	Position Number	Name or Account Description	Months	2025 Adopted	
				Budget FTE	Amount
<b>Total OOE by Fund</b>					
A2000		GU General Fees Fund			24,046
D10115		RU Dean's Office-Health Profession			145,857
D10697		RU Accel BSN Allocation Fund-Dean			-
<b>Total OOE by Fund</b>					<b>169,903</b>
<b>Total FTE and Expenditures</b>				<b>15.84</b>	<b>2,008,713</b>
<b>Total FTE and Expenditures by Fund</b>					
A0003		GU State General Fund		10.94	986,851
A2000		GU General Fees Fund		2.63	677,734
D10115		RU Dean's Office-Health Profession		2.08	331,300
D10697		RU Accel BSN Allocation Fund-Dean		0.20	12,828
R40041		Federal Work Study Program		-	-
<b>Total FTE and Expenditures by Fund</b>				<b>15.84</b>	<b>2,008,713</b>

**W.S.U ANNUAL BUDGET**  
**102122 - Graduate School Dean's Office**  
**For Fiscal Year 2025**

Account Code	Position Number	Name or Account Description	Months	2025 Adopted	
				Budget FTE	Amount
<b>UNCLASSIFIED SALARIES</b>					
<b>1000 USS Salaries-Permanent</b>					
	999817	Degree Audit Specialist Angleton, Denecia	12	1.00	46,280
	999820	Graduate Assistantship Specialist Vacant		1.00	43,306
<b>Total USS Salaries</b>				<b>2.00</b>	<b>89,586</b>
<b>Total USS Salaries by Fund</b>					
A0003		GU State General Fund		2.00	89,586
D10107		RU Dean's Office-Graduate School		-	-
<b>Total USS Salaries by Fund</b>				<b>2.00</b>	<b>89,586</b>
<b>UNCLASSIFIED SALARIES</b>					
<b>1100 Unclassified Salaries-Permanent (Including 1105 - Stipend)</b>					
	995518	International Admissions Evaluator Vacant <i>This position is fully funded from restricted use sources.</i>		1.00	36,130
	995852	Admissions Evaluator and Recruiter Souriya, Vannapha <i>\$20,804 of this position is funded from restricted use sources.</i>	12	1.00	38,189
	996241	Assistant Dean Coffey, Aaron	12	1.00	90,368
	996630	Assistant Director Graduate Admissions Oleson, Jordan	12	1.00	49,295
	997062	Graduate Student Success Specialist Hopkins, Brittany <i>This position is fully funded from restricted use sources.</i>	12	1.00	44,440
	997979	Business Manager and Executive Assistant McCall, Carol	12	1.00	55,396
	998009	Dean, Graduate School Pugh, Coleen	12	1.00	248,461
	998368	Manager Graduate Operations Gimlin, Denise	12	1.00	66,010
	998689	Associate Dean, Graduate School Navarro-Serrano, Jose	12	1.00	128,371
	998769	Degree Analyst Lazzo, Melinda	12	1.00	37,835
	999697	Admissions Evaluator and Recruiter Spina, Sally <i>This position is fully funded from restricted use sources.</i>	12	1.00	38,189
	999821	Marketing and Communications Coordinator Richardson, Kaysey <i>This position is fully funded from restricted use sources.</i>	12	1.00	41,033
1110		Uncl-Salaries-Seasonal and Temp			-
1140		Grad Assistants-Other			45,000



**W.S.U ANNUAL BUDGET**  
**102122 - Graduate School Dean's Office**  
**For Fiscal Year 2025**

Account Code	Position Number	Name or Account Description	Months	2025 Adopted	
				Budget FTE	Amount
<b>Total Unclassified Salaries</b>				<b>12.00</b>	<b>918,716</b>
<b>Total Unclassified Salaries by Fund</b>					
A0003		GU State General Fund		5.46	378,650
A2000		GU General Fees Fund		2.00	314,471
D10107		RU Dean's Office-Graduate School		4.54	225,595
<b>Total Unclassified Salaries by Fund</b>				<b>12.00</b>	<b>918,716</b>
<b>STUDENT ASSISTANTS AND BENEFITS</b>					
1200		Student Salaries-Regular			10,000
1210		Student Salaries-WS-WSU Match			500
1220		Student Sal-Workstudy Federal			-
1690		Shrinkage			(22,966)
1760		State Leave Pymt Assessment			7,266
1810		KPERS Retirement			5,630
1830		Regents Retirement			70,944
1850		TIAA Disability			9,640
1911		Medicare			13,786
1912		OASDI			54,216
1750		Dependent Health Insurance			21,876
1950		Single Group Health Insurance			94,001
1970		Workers Compensation			2,764
1980		Unemployment Compensation			606
<b>Total Students and Fringe Benefits</b>					<b>268,263</b>
<b>Total Students and Fringe Benefits by Fund</b>					
A0003		GU State General Fund			134,655
A2000		GU General Fees Fund			66,692
D10107		RU Dean's Office-Graduate School			66,916
R40041		Federal Work Study Program			-
<b>Total Students and Fringe Benefits</b>					<b>268,263</b>
<b>Total Salaries and Fringe Benefits</b>				<b>14.00</b>	<b>1,276,565</b>
<b>Total Salaries and Fringe Benefits by Fund</b>					
A0003		GU State General Fund		7.46	602,891
A2000		GU General Fees Fund		2.00	381,163
D10107		RU Dean's Office-Graduate School		4.54	292,511
R40041		Federal Work Study Program		-	-
<b>Total Salaries and Fringe Benefits</b>				<b>14.00</b>	<b>1,276,565</b>
<b>OTHER OPERATING EXPENDITURES (OOE)</b>					
7C		Contractual Services			102,219
7F		Commodities			4,800
7H		Capital Outlay			3,000
7L		Grants Claims & Shared Revenue			20,000
<b>Total OOE</b>					<b>130,019</b>
<b>Total OOE by Fund</b>					
D10107		RU Dean's Office-Graduate School			130,019
<b>Total OOE by Fund</b>					<b>130,019</b>
<b>Total FTE and Expenditures</b>				<b>14.00</b>	<b>1,406,584</b>
<b>Total FTE and Expenditures by Fund</b>					
A0003		GU State General Fund		7.46	602,891
A2000		GU General Fees Fund		2.00	381,163
D10107		RU Dean's Office-Graduate School		4.54	422,530
R40041		Federal Work Study Program		-	-
<b>Total FTE and Expenditures by Fund</b>				<b>14.00</b>	<b>1,406,584</b>

**W.S.U ANNUAL BUDGET  
102138 - Assessment  
For Fiscal Year 2025**

Account Code	Position Number	Name or Account Description	Months	2025 Adopted	
				Budget FTE	Amount
<b>USS SALARIES</b>					
<b>1000 USS Salaries-Permanent</b>					
<b>Total USS Salaries</b>				-	-
<b>Total USS Salaries by Fund</b>					
<b>Total USS Salaries by Fund</b>				-	-
<b>UNCLASSIFIED SALARIES</b>					
<b>1100 Unclassified Salaries-Permanent (Including 1105 - Stipend)</b>					
<b>Total Unclassified Salaries</b>				-	-
<b>Total Unclassified Salaries by Fund</b>					
<b>Total Unclassified Salaries by Fund</b>				-	-
<b>STUDENT ASSISTANTS AND BENEFITS</b>					
<b>Total Students and Fringe Benefits</b>				-	-
<b>Total Students and Fringe Benefits by Fund</b>					
<b>Total Students and Fringe Benefits</b>				-	-
<b>Total Salaries and Fringe Benefits</b>				-	-
<b>Total Salaries and Fringe Benefits by Fund</b>					
<b>Total Salaries and Fringe Benefits</b>				-	-
<b>OTHER OPERATING EXPENDITURES (OOE)</b>					
7C Contractual Services				24,626	
<b>Total OOE</b>				<b>24,626</b>	
<b>Total OOE by Fund</b>					
A2000		GU General Fees Fund		24,626	
<b>Total OOE by Fund</b>				<b>24,626</b>	
<b>Total FTE and Expenditures</b>				-	<b>24,626</b>
<b>Total FTE and Expenditures by Fund</b>					
A2000		GU General Fees Fund		-	24,626
<b>Total FTE and Expenditures by Fund</b>				-	<b>24,626</b>

**W.S.U ANNUAL BUDGET**  
**103001 - Office of Research & Technology Tsf**  
**For Fiscal Year 2025**

Account Code	Position Number	Name or Account Description	Months	2025 Adopted	
				Budget FTE	Amount
<b>USS SALARIES</b>					
<b>1000 USS Salaries-Permanent</b>					
<b>Total USS Salaries</b>				-	-
<b>Total USS Salaries by Fund</b>					
<b>Total USS Salaries by Fund</b>				-	-
<b>UNCLASSIFIED SALARIES</b>					
<b>1100 Unclassified Salaries-Permanent (Including 1105 - Stipend)</b>					
994404		Director Research Office Davis, Karen	12	0.50	87,500
997423		Research Business Manager Gofur, Md	12	1.00	85,599
997581		Deputy General Counsel Jacob-Warren, Misha <i>This position is fully funded from restricted use sources.</i>	12	0.20	37,766
997732		General Counsel Boden, Stacia <i>This position is fully funded from restricted use sources.</i>	12	0.18	41,422
<b>Total Unclassified Salaries</b>				<b>1.88</b>	<b>252,287</b>
<b>Total Unclassified Salaries by Fund</b>					
A2000		GU General Fees Fund		1.50	173,099
D10574		SRO Office of Research & Tech Tsf		0.38	79,188
<b>Total Unclassified Salaries by Fund</b>				<b>1.88</b>	<b>252,287</b>
<b>STUDENT ASSISTANTS AND BENEFITS</b>					
1690		Shrinkage			(5,076)
1760		State Leave Pymt Assessment			1,818
1830		Regents Retirement			21,446
1850		TIAA Disability			2,524
1911		Medicare			3,577
1912		OASDI			14,399
1750		Dependent Health Insurance			5,255
1950		Single Group Health Insurance			15,990
1970		Workers Compensation			691
1980		Unemployment Compensation			150
<b>Total Students and Fringe Benefits</b>					<b>60,774</b>
<b>Total Students and Fringe Benefits by Fund</b>					
A2000		GU General Fees Fund			44,415
D10574		SRO Office of Research & Tech Tsf			16,359
<b>Total Students and Fringe Benefits</b>					<b>60,774</b>
<b>Total Salaries and Fringe Benefits</b>				<b>1.88</b>	<b>313,061</b>
<b>Total Salaries and Fringe Benefits by Fund</b>					
A2000		GU General Fees Fund		1.50	217,514
D10574		SRO Office of Research & Tech Tsf		0.38	95,547
<b>Total Salaries and Fringe Benefits</b>				<b>1.88</b>	<b>313,061</b>
<b>OTHER OPERATING EXPENDITURES (OOE)</b>					
7C		Contractual Services			58,000
7F		Commodities			17,400

**W.S.U ANNUAL BUDGET**  
**103001 - Office of Research & Technology Tsf**  
**For Fiscal Year 2025**

Account Code	Position Number	Name or Account Description	Months	2025 Adopted	
				Budget FTE	Amount
		7H Capital Outlay			2,200
		7Z Transfers Out			1,833,040
		<b>Total OOE</b>			<b>1,910,640</b>
<b>Total OOE by Fund</b>					
	D10574	SRO Office of Research & Tech Tsf			1,895,640
	D10763	SRO RTT Greenphire			15,000
		<b>Total OOE by Fund</b>			<b>1,910,640</b>
		<b>Total FTE and Expenditures</b>		<b>1.88</b>	<b>2,223,701</b>
<b>Total FTE and Expenditures by Fund</b>					
	A2000	GU General Fees Fund		1.50	217,514
	D10574	SRO Office of Research & Tech Tsf		0.38	1,991,187
	D10763	SRO RTT Greenphire		-	15,000
		<b>Total FTE and Expenditures by Fund</b>		<b>1.88</b>	<b>2,223,701</b>

**W.S.U ANNUAL BUDGET**  
**103050 - Univ Support-Research & Tech Transf**  
**For Fiscal Year 2025**

Account Code	Position Number	Name or Account Description	Months	2025 Adopted	
				Budget FTE	Amount
<b>USS SALARIES</b>					
<b>1000 USS Salaries-Permanent</b>					
<b>Total USS Salaries</b>				-	-
<b>Total USS Salaries by Fund</b>					
<b>Total USS Salaries by Fund</b>				-	-
<b>UNCLASSIFIED SALARIES</b>					
<b>1100 Unclassified Salaries-Permanent (Including 1105 - Stipend)</b>					
<b>Total Unclassified Salaries</b>				-	-
<b>Total Unclassified Salaries by Fund</b>					
<b>Total Unclassified Salaries by Fund</b>				-	-
<b>STUDENT ASSISTANTS AND BENEFITS</b>					
<b>Total Students and Fringe Benefits</b>				-	-
<b>Total Students and Fringe Benefits by Fund</b>					
<b>Total Students and Fringe Benefits</b>				-	-
<b>Total Salaries and Fringe Benefits</b>				-	-
<b>Total Salaries and Fringe Benefits by Fund</b>					
<b>Total Salaries and Fringe Benefits</b>				-	-
<b>OTHER OPERATING EXPENDITURES (OOE)</b>					
7C Contractual Services				19,525	
7Z Transfers Out				1,228,037	
<b>Total OOE</b>				<b>1,247,562</b>	
<b>Total OOE by Fund</b>					
D10571	SRO Univ Support-Res & Tech Tsf			1,247,562	
<b>Total OOE by Fund</b>				<b>1,247,562</b>	
<b>Total FTE and Expenditures</b>				-	<b>1,247,562</b>
<b>Total FTE and Expenditures by Fund</b>					
D10571	SRO Univ Support-Res & Tech Tsf			-	1,247,562
<b>Total FTE and Expenditures by Fund</b>				-	<b>1,247,562</b>

**W.S.U ANNUAL BUDGET**  
**103060 - Tech Transfer & Commercialization**  
**For Fiscal Year 2025**

Account Code	Position Number	Name or Account Description	Months	2025 Adopted	
				Budget FTE	Amount
<b>USS SALARIES</b>					
<b>1000 USS Salaries-Permanent</b>					
<b>Total USS Salaries</b>				-	-
<b>Total USS Salaries by Fund</b>					
<b>Total USS Salaries by Fund</b>				-	-
<b>UNCLASSIFIED SALARIES</b>					
<b>1100 Unclassified Salaries-Permanent (Including 1105 - Stipend)</b>					
980132		IDP Business Manager Wood, Brenen <i>This position is fully funded from restricted use sources.</i>	12	0.70	63,000
980316		IDP Program Manager, Business/Innovation Programs Khan, Zeeshan <i>This position is fully funded from restricted use sources.</i>	12	1.00	90,000
980646		Program Manager, Trademarks and Branding Bitting, Catherine <i>This position is fully funded from restricted use sources.</i>	12	1.00	62,500
980755		IDP Program Manager, Intellectual Property Morgan, Audra <i>This position is fully funded from restricted use sources.</i>	12	0.80	104,000
996930		IDP Executive Director Technology Transfer and Commercialization Gerlach, Robert <i>This position is fully funded from restricted use sources.</i>	12	0.43	78,622
1110		Uncl-Salaries-Seasonal and Temp			-
1115		Unclassified Salaries-Add'l Comp			-
<b>Total Unclassified Salaries</b>				<b>3.93</b>	<b>398,122</b>
<b>Total Unclassified Salaries by Fund</b>					
D11085		SRO WSU Ventures		3.93	398,122
<b>Total Unclassified Salaries by Fund</b>				<b>3.93</b>	<b>398,122</b>
<b>STUDENT ASSISTANTS AND BENEFITS</b>					
1200		Student Salaries-Regular			-
1760		State Leave Pymt Assessment			2,868
1830		Regents Retirement			33,842
1850		TIAA Disability			3,982
1911		Medicare			5,632
1912		OASDI			23,959
1750		Dependent Health Insurance			9,336
1950		Single Group Health Insurance			29,457
1970		Workers Compensation			1,089
1980		Unemployment Compensation			236
<b>Total Students and Fringe Benefits</b>					<b>110,401</b>
<b>Total Students and Fringe Benefits by Fund</b>					
D11058		RU WSU Ventures			-
D11085		SRO WSU Ventures			110,401
<b>Total Students and Fringe Benefits</b>					<b>110,401</b>
<b>Total Salaries and Fringe Benefits</b>				<b>3.93</b>	<b>508,523</b>
<b>Total Salaries and Fringe Benefits by Fund</b>					
D11058		RU WSU Ventures			-

**W.S.U ANNUAL BUDGET**  
**103060 - Tech Transfer & Commercialization**  
**For Fiscal Year 2025**

Account Code	Position Number	Name or Account Description	Months	2025 Adopted	
				Budget FTE	Amount
	D11085	SRO WSU Ventures		3.93	508,523
<b>Total Salaries and Fringe Benefits</b>				<b>3.93</b>	<b>508,523</b>
<b>OTHER OPERATING EXPENDITURES (OOE)</b>					
	7C	Contractual Services			363,500
	7F	Commodities			8,633
	7H	Capital Outlay			16,000
	7L	Grants Claims & Shared Revenue			-
<b>Total OOE</b>					<b>388,133</b>
<b>Total OOE by Fund</b>					
	D11058	RU WSU Ventures			276,200
	D11085	SRO WSU Ventures			111,933
<b>Total OOE by Fund</b>					<b>388,133</b>
<b>Total FTE and Expenditures</b>				<b>3.93</b>	<b>896,656</b>
<b>Total FTE and Expenditures by Fund</b>					
	D11058	RU WSU Ventures		-	276,200
	D11085	SRO WSU Ventures		3.93	620,456
<b>Total FTE and Expenditures by Fund</b>				<b>3.93</b>	<b>896,656</b>

**W.S.U ANNUAL BUDGET  
103061 - ORTT Pre-Award  
For Fiscal Year 2025**

Account Code	Position Number	Name or Account Description	Months	2025 Adopted	
				Budget FTE	Amount
<b>USS SALARIES</b>					
<b>1000 USS Salaries-Permanent</b>					
<b>Total USS Salaries</b>				-	-
<b>Total USS Salaries by Fund</b>					
<b>Total USS Salaries by Fund</b>				-	-
<b>UNCLASSIFIED SALARIES</b>					
<b>1100 Unclassified Salaries-Permanent (Including 1105 - Stipend)</b>					
991662		Contracts and Grants Specialist Van Valkenburg, Angela <i>This position is fully funded from restricted use sources.</i>	12	1.00	61,672
992950		Contracts & Grants Specialist Pham, Laura <i>\$39,984 of this position is funded from restricted use sources.</i>	12	1.00	54,829
994955		Contracts and Grants Specialist Spencer, Patrick <i>This position is fully funded from restricted use sources.</i>	12	1.00	61,672
995265		Contracts and Grants Specialist, Senior Haug, Sarah	12	1.00	65,146
995314		Grants Specialist, Senior Clifford, Denee	12	1.00	64,813
997205		Associate Director, Pre-Award Henderson, Jana	12	1.00	79,256
997328		Contracts and Grants Specialist, Lead Cook, Frances	12	1.00	82,820
997515		Office Coordinator Magee, Shelly	12	1.00	45,906
998275		Institutional Review Board Coordinator Steinacher, Linda	12	1.00	56,992
999074		Grants Coordinator Schneider, Brandon	12	1.00	45,573
999097		Business Technology Analyst, Senior Nguyen, Annie <i>This position is fully funded from restricted use sources.</i>	12	0.50	41,410
<b>Total Unclassified Salaries</b>				<b>10.50</b>	<b>660,088</b>
<b>Total Unclassified Salaries by Fund</b>					
A2000		GU General Fees Fund		7.27	455,349
D11096		SRO ORTT Pre-Award		3.23	204,738
<b>Total Unclassified Salaries by Fund</b>				<b>10.50</b>	<b>660,088</b>
<b>STUDENT ASSISTANTS AND BENEFITS</b>					
1200		Student Salaries-Regular			5,000
1690		Shrinkage			(14,069)
1760		State Leave Pymt Assessment			4,760



**W.S.U ANNUAL BUDGET  
103061 - ORTT Pre-Award  
For Fiscal Year 2025**

Account Code	Position Number	Name or Account Description	Months	2025 Adopted	
				Budget FTE	Amount
1810	KPERS	Retirement			9,052
1830	Regents	Retirement			49,376
1850	TIAA	Disability			6,607
1911	Medicare				9,281
1912	OASDI				39,664
1750	Dependent Health Insurance				24,064
1950	Single Group Health Insurance				79,901
1970	Workers Compensation				1,810
1980	Unemployment Compensation				391
<b>Total Students and Fringe Benefits</b>					<b>215,837</b>
<b>Total Students and Fringe Benefits by Fund</b>					
A2000	GU General Fees Fund				147,500
D11096	SRO ORTT Pre-Award				68,338
<b>Total Students and Fringe Benefits</b>					<b>215,837</b>
<b>Total Salaries and Fringe Benefits</b>				<b>10.50</b>	<b>875,925</b>
<b>Total Salaries and Fringe Benefits by Fund</b>					
A2000	GU General Fees Fund		7.27		602,849
D11096	SRO ORTT Pre-Award		3.23		273,076
<b>Total Salaries and Fringe Benefits</b>				<b>10.50</b>	<b>875,925</b>
<b>OTHER OPERATING EXPENDITURES (OOE)</b>					
7C	Contractual Services				71,458
7F	Commodities				11,500
7H	Capital Outlay				3,000
<b>Total OOE</b>					<b>85,958</b>
<b>Total OOE by Fund</b>					
D11096	SRO ORTT Pre-Award				85,958
<b>Total OOE by Fund</b>					<b>85,958</b>
<b>Total FTE and Expenditures</b>				<b>10.50</b>	<b>961,883</b>
<b>Total FTE and Expenditures by Fund</b>					
A2000	GU General Fees Fund		7.27		602,849
D11096	SRO ORTT Pre-Award		3.23		359,034
<b>Total FTE and Expenditures by Fund</b>				<b>10.50</b>	<b>961,883</b>

**W.S.U ANNUAL BUDGET**  
**102232 - NISS AVP of StudSuccess&Persistence**  
**For Fiscal Year 2025**

Account Code	Position Number	Name or Account Description	Months	2025 Adopted	
				Budget FTE	Amount
<b>USS SALARIES</b>					
<b>1000 USS Salaries-Permanent</b>					
<b>Total USS Salaries</b>				-	-
<b>Total USS Salaries by Fund</b>					
<b>Total USS Salaries by Fund</b>				-	-
<b>UNCLASSIFIED SALARIES</b>					
<b>1100 Unclassified Salaries-Permanent (Including 1105 - Stipend)</b>					
	993978	Assistant Vice President Student Success and Persistence and Interim Director of Online and Adult Learning Bruner, Brett	12	0.87	114,506
<b>Total Unclassified Salaries</b>				<b>0.87</b>	<b>114,506</b>
<b>Total Unclassified Salaries by Fund</b>					
	A0003	GU State General Fund		0.87	114,506
<b>Total Unclassified Salaries by Fund</b>				<b>0.87</b>	<b>114,506</b>
<b>STUDENT ASSISTANTS AND BENEFITS</b>					
	1690	Shrinkage			(3,272)
	1760	State Leave Pymt Assessment			825
	1830	Regents Retirement			9,734
	1850	TIAA Disability			1,146
	1911	Medicare			1,649
	1912	OASDI			7,048
	1750	Dependent Health Insurance			-
	1950	Single Group Health Insurance			8,185
	1970	Workers Compensation			313
	1980	Unemployment Compensation			69
<b>Total Students and Fringe Benefits</b>					<b>25,697</b>
<b>Total Students and Fringe Benefits by Fund</b>					
	A0003	GU State General Fund			25,697
<b>Total Students and Fringe Benefits</b>					<b>25,697</b>
<b>Total Salaries and Fringe Benefits</b>				<b>0.87</b>	<b>140,203</b>
<b>Total Salaries and Fringe Benefits by Fund</b>					
	A0003	GU State General Fund		0.87	140,203
<b>Total Salaries and Fringe Benefits</b>				<b>0.87</b>	<b>140,203</b>
<b>OTHER OPERATING EXPENDITURES (OOE)</b>					
<b>Total OOE</b>					-
<b>Total OOE by Fund</b>					
<b>Total OOE by Fund</b>					-
<b>Total FTE and Expenditures</b>				<b>0.87</b>	<b>140,203</b>
<b>Total FTE and Expenditures by Fund</b>					
	A0003	GU State General Fund		0.87	140,203
<b>Total FTE and Expenditures by Fund</b>				<b>0.87</b>	<b>140,203</b>

**W.S.U ANNUAL BUDGET**  
**102238 - NISS Office of Student Success**  
**For Fiscal Year 2025**

Account Code	Position Number	Name or Account Description	Months	2025 Adopted	
				Budget FTE	Amount
<b>USS SALARIES</b>					
<b>1000 USS Salaries-Permanent</b>					
<b>Total USS Salaries</b>				-	-
<b>Total USS Salaries by Fund</b>					
<b>Total USS Salaries by Fund</b>				-	-
<b>UNCLASSIFIED SALARIES</b>					
<b>1100 Unclassified Salaries-Permanent (Including 1105 - Stipend)</b>					
	993969	Success Coach Compton, Lawrence	12	1.00	44,111
<b>Total Unclassified Salaries</b>				<b>1.00</b>	<b>44,111</b>
<b>Total Unclassified Salaries by Fund</b>					
	A0003	GU State General Fund		1.00	44,111
<b>Total Unclassified Salaries by Fund</b>				<b>1.00</b>	<b>44,111</b>
<b>STUDENT ASSISTANTS AND BENEFITS</b>					
	1690	Shrinkage			(1,403)
	1760	State Leave Pymt Assessment			318
	1830	Regents Retirement			3,750
	1850	TIAA Disability			442
	1911	Medicare			633
	1912	OASDI			2,706
	1950	Single Group Health Insurance			9,400
	1970	Workers Compensation			121
	1980	Unemployment Compensation			27
<b>Total Students and Fringe Benefits</b>					<b>15,994</b>
<b>Total Students and Fringe Benefits by Fund</b>					
	A0003	GU State General Fund			15,994
<b>Total Students and Fringe Benefits</b>					<b>15,994</b>
<b>Total Salaries and Fringe Benefits</b>				<b>1.00</b>	<b>60,105</b>
<b>Total Salaries and Fringe Benefits by Fund</b>					
	A0003	GU State General Fund		1.00	60,105
<b>Total Salaries and Fringe Benefits</b>				<b>1.00</b>	<b>60,105</b>
<b>OTHER OPERATING EXPENDITURES (OOE)</b>					
<b>Total OOE</b>					-
<b>Total OOE by Fund</b>					
<b>Total OOE by Fund</b>					-
<b>Total FTE and Expenditures</b>				<b>1.00</b>	<b>60,105</b>
<b>Total FTE and Expenditures by Fund</b>					
	A0003	GU State General Fund		1.00	60,105
<b>Total FTE and Expenditures by Fund</b>				<b>1.00</b>	<b>60,105</b>

**W.S.U ANNUAL BUDGET**  
**102121 - Hispanic Serving Initiatives**  
**For Fiscal Year 2025**

Account Code	Position Number	Name or Account Description	Months	2025 Adopted	
				Budget FTE	Amount
<b>USS SALARIES</b>					
<b>1000 USS Salaries-Permanent</b>					
<b>Total USS Salaries</b>				-	-
<b>Total USS Salaries by Fund</b>					
<b>Total USS Salaries by Fund</b>				-	-
<b>UNCLASSIFIED SALARIES</b>					
<b>1100 Unclassified Salaries-Permanent (Including 1105 - Stipend)</b>					
<b>Total Unclassified Salaries</b>				-	-
<b>Total Unclassified Salaries by Fund</b>					
<b>Total Unclassified Salaries by Fund</b>				-	-
<b>STUDENT ASSISTANTS AND BENEFITS</b>					
1200		Student Salaries-Regular			4,000
1210		Student Salaries-WS-WSU Match			4,000
<b>Total Students and Fringe Benefits</b>				-	<b>8,000</b>
<b>Total Students and Fringe Benefits by Fund</b>					
D11895		RU HSI			8,000
<b>Total Students and Fringe Benefits</b>				-	<b>8,000</b>
<b>Total Salaries and Fringe Benefits</b>				-	<b>8,000</b>
<b>Total Salaries and Fringe Benefits by Fund</b>					
D11895		RU HSI			8,000
<b>Total Salaries and Fringe Benefits</b>				-	<b>8,000</b>
<b>OTHER OPERATING EXPENDITURES (OOE)</b>					
7C		Contractual Services			17,000
7L		Grants Claims & Shared Revenue			3,000
<b>Total OOE</b>				-	<b>20,000</b>
<b>Total OOE by Fund</b>					
D11895		RU HSI			20,000
<b>Total OOE by Fund</b>				-	<b>20,000</b>
<b>Total FTE and Expenditures</b>				-	<b>28,000</b>
<b>Total FTE and Expenditures by Fund</b>					
D11895		RU HSI			28,000
<b>Total FTE and Expenditures by Fund</b>				-	<b>28,000</b>

**W.S.U ANNUAL BUDGET**  
**102248 - NISS - Academic Affairs Initiatives**  
**For Fiscal Year 2025**

Account Code	Position Number	Name or Account Description	Months	2025 Adopted	
				Budget FTE	Amount
<b>USS SALARIES</b>					
<b>1000 USS Salaries-Permanent</b>					
<b>Total USS Salaries</b>				-	-
<b>Total USS Salaries by Fund</b>					
<b>Total USS Salaries by Fund</b>				-	-
<b>UNCLASSIFIED SALARIES</b>					
<b>1100 Unclassified Salaries-Permanent (Including 1105 - Stipend)</b>					
<b>Total Unclassified Salaries</b>				-	-
<b>Total Unclassified Salaries by Fund</b>					
<b>Total Unclassified Salaries by Fund</b>				-	-
<b>STUDENT ASSISTANTS AND BENEFITS</b>					
<b>Total Students and Fringe Benefits</b>				-	-
<b>Total Students and Fringe Benefits by Fund</b>					
<b>Total Students and Fringe Benefits</b>				-	-
<b>Total Salaries and Fringe Benefits</b>				-	-
<b>Total Salaries and Fringe Benefits by Fund</b>					
<b>Total Salaries and Fringe Benefits</b>				-	-
<b>OTHER OPERATING EXPENDITURES (OOE)</b>					
7C Contractual Services				277,222	
7L Grants Claims & Shared Revenue				100,000	
<b>Total OOE</b>				<b>377,222</b>	
<b>Total OOE by Fund</b>					
A0003		GU State General Fund		377,222	
<b>Total OOE by Fund</b>				<b>377,222</b>	
<b>Total FTE and Expenditures</b>				-	<b>377,222</b>
<b>Total FTE and Expenditures by Fund</b>					
A0003		GU State General Fund		-	377,222
<b>Total FTE and Expenditures by Fund</b>				-	<b>377,222</b>

**W.S.U ANNUAL BUDGET**  
**102254 - Faculty Athletic Representative**  
**For Fiscal Year 2025**

Account Code	Position Number	Name or Account Description	Months	2025 Adopted	
				Budget FTE	Amount
<b>USS SALARIES</b>					
<b>1000 USS Salaries-Permanent</b>					
<b>Total USS Salaries</b>				-	-
<b>Total USS Salaries by Fund</b>					
<b>Total USS Salaries by Fund</b>				-	-
<b>UNCLASSIFIED SALARIES</b>					
<b>1100 Unclassified Salaries-Permanent (Including 1105 - Stipend)</b>					
<b>Total Unclassified Salaries</b>				-	-
<b>Total Unclassified Salaries by Fund</b>					
<b>Total Unclassified Salaries by Fund</b>				-	-
<b>STUDENT ASSISTANTS AND BENEFITS</b>					
<b>Total Students and Fringe Benefits</b>				-	-
<b>Total Students and Fringe Benefits by Fund</b>					
<b>Total Students and Fringe Benefits</b>				-	-
<b>Total Salaries and Fringe Benefits</b>				-	-
<b>Total Salaries and Fringe Benefits by Fund</b>					
<b>Total Salaries and Fringe Benefits</b>				-	-
<b>OTHER OPERATING EXPENDITURES (OOE)</b>					
7C Contractual Services				7,500	7,500
<b>Total OOE</b>				<b>7,500</b>	<b>7,500</b>
<b>Total OOE by Fund</b>					
D19310 RU Faculty Athletic Representative				7,500	7,500
<b>Total OOE by Fund</b>				<b>7,500</b>	<b>7,500</b>
<b>Total FTE and Expenditures</b>				-	<b>7,500</b>
<b>Total FTE and Expenditures by Fund</b>					
D19310 RU Faculty Athletic Representative				-	7,500
<b>Total FTE and Expenditures by Fund</b>				-	<b>7,500</b>

**Wichita State University**  
**Fiscal Year 2025 Annual Operating Budget**

**Academic Support Program**  
**Program Code 43000**

**Academic Support Program Budget Summary**

<u>Expenditures</u>	General Use Funds				Restricted Use Funds	Total Budget	% of Total Budget
	State General Fund	General Fees (Tuition) Fund	Total	% of General Use Budget			
<b>Salaries and Fringe Benefits</b>							
University Support Staff Salaries	\$ 423,005	\$ 100	\$ 423,105	1.3%	\$ 39,291	\$ 462,396	1.2%
Unclassified Salaries	12,997,055	5,120,377	18,117,432	55.9%	3,592,910	21,710,342	54.5%
Student Salaries	147,316	301,158	448,474	1.4%	410,344	858,818	2.2%
Fringe Benefits	4,128,530	1,382,315	5,510,845	17.0%	916,539	6,427,384	16.1%
Shrinkage	(400,210)	(148,292)	(548,502)	-1.7%	-	(548,502)	-1.4%
<b>Subtotal Salaries and Fringe Benefits</b>	<u>\$ 17,295,696</u>	<u>\$ 6,655,658</u>	<u>\$ 23,951,354</u>	<u>73.9%</u>	<u>\$ 4,959,084</u>	<u>\$ 28,910,438</u>	<u>72.6%</u>
<b>Other Operating Expenditures</b>	<u>\$ 881,539</u>	<u>\$ 7,569,145</u>	<u>\$ 8,450,684</u>	<u>26.1%</u>	<u>\$ 2,481,748</u>	<u>\$ 10,932,432</u>	<u>27.4%</u>
<b>Total Academic Support Program Budget</b>	<u><u>\$ 18,177,235</u></u>	<u><u>\$ 14,224,803</u></u>	<u><u>\$ 32,402,038</u></u>	<u><u>100.0%</u></u>	<u><u>\$ 7,440,832</u></u>	<u><u>\$ 39,842,870</u></u>	<u><u>100.0%</u></u>

Summary excludes nonreportable expenditures

**Wichita State University**  
**Fiscal Year 2025 Annual Operating Budget**

**Student Services Program**  
**Program Code 44000**

**Student Services Program Definition**

The Student Services Program includes funds expended for offices of admissions and the registrar and activities with the primary purpose of contributing to students' emotional and physical well-being and intellectual, cultural, and social development outside the context of the formal instruction program. It includes expenditures for student activities, cultural events, student newspapers, intramural athletics, student organizations, intercollegiate athletics, counseling and career guidance and student aid administration. The Student Services Program is further divided into six sub-programs: Student Services Administration (44051), Social and Cultural Development (44052), Counseling and Career Guidance (44053), Financial Aid Administration (44054), Intercollegiate Athletics (44056), and Student Recruitment, Admissions, and Records (44057).



**W.S.U ANNUAL BUDGET**  
**102075 - Liberal Arts Advising Center**  
**For Fiscal Year 2025**

Account Code	Position Number	Name or Account Description	Months	2025 Adopted	
				Budget FTE	Amount
<b>USS SALARIES</b>					
<b>1000 USS Salaries-Permanent</b>					
1020		USS Salaries-OT		-	-
		<b>Total USS Salaries</b>		<b>-</b>	<b>-</b>
<b>Total USS Salaries by Fund</b>					
A0003		GU State General Fund		-	-
		<b>Total USS Salaries by Fund</b>		<b>-</b>	<b>-</b>
<b>UNCLASSIFIED SALARIES</b>					
<b>1100 Unclassified Salaries-Permanent (Including 1105 - Stipend)</b>					
997674		Assistant Director, Academic Advising Krehbiel, Nancy	12	1.00	53,925
997741		Academic Advisor, Liberal Arts Kerschen, Nyssa	12	1.00	43,481
997830		Academic Advisor, Liberal Arts Albright, Erin	12	1.00	43,481
997958		Academic Advisor, Liberal Arts Brozek, Kaytie	12	1.00	47,943
998018		Academic Advisor, Liberal Arts Scott, Angela	12	1.00	47,359
998020		Academic Advisor, Liberal Arts Calvert, Anthony	12	1.00	47,943
998021		Academic Advisor, Liberal Arts and Sciences Mayagoitia, Emily	12	1.00	43,649
998022		Academic Advisor, Liberal Arts Endicott, Nicholas	12	1.00	47,597
998343		Office Coordinator Gale, Katherine	12	1.00	46,342
998476		Director Academic Advising, Liberal Arts Phillips, Patricia	12	1.00	68,606
998878		Administrative Assistant Castillo, Karime	12	1.00	35,880
998879		Records Coordinator Rinehart-Taylor, Ryan	12	1.00	41,642
		<b>Total Unclassified Salaries</b>		<b>12.00</b>	<b>567,848</b>
<b>Total Unclassified Salaries by Fund</b>					
A0003		GU State General Fund		8.00	380,884
A2000		GU General Fees Fund		4.00	186,964
		<b>Total Unclassified Salaries by Fund</b>		<b>12.00</b>	<b>567,848</b>
<b>STUDENT ASSISTANTS AND BENEFITS</b>					
1200		Student Salaries-Regular			16,615
1690		Shrinkage			(17,737)
1760		State Leave Pymt Assessment			4,095
1810		KPERS Retirement			-

**W.S.U ANNUAL BUDGET**  
**102075 - Liberal Arts Advising Center**  
**For Fiscal Year 2025**

Account Code	Position Number	Name or Account Description	Months	2025 Adopted	
				Budget FTE	Amount
1830	Regents Retirement				48,273
1850	TIAA Disability				5,684
1911	Medicare				8,096
1912	OASDI				34,589
1750	Dependent Health Insurance				13,125
1950	Single Group Health Insurance				94,000
1970	Workers Compensation				1,555
1980	Unemployment Compensation				339
<b>Total Students and Fringe Benefits</b>					<b>208,634</b>
<b>Total Students and Fringe Benefits by Fund</b>					
A0003	GU State General Fund				152,167
A2000	GU General Fees Fund				56,467
<b>Total Students and Fringe Benefits</b>					<b>208,634</b>
<b>Total Salaries and Fringe Benefits</b>				<b>12.00</b>	<b>776,482</b>
<b>Total Salaries and Fringe Benefits by Fund</b>					
A0003	GU State General Fund		8.00		533,051
A2000	GU General Fees Fund		4.00		243,431
<b>Total Salaries and Fringe Benefits</b>				<b>12.00</b>	<b>776,482</b>
<b>OTHER OPERATING EXPENDITURES (OOE)</b>					
7C	Contractual Services				6,600
7F	Commodities				14,070
7H	Capital Outlay				6,000
<b>Total OOE</b>					<b>26,670</b>
<b>Total OOE by Fund</b>					
A2000	GU General Fees Fund				26,670
<b>Total OOE by Fund</b>					<b>26,670</b>
<b>Total FTE and Expenditures</b>				<b>12.00</b>	<b>803,152</b>
<b>Total FTE and Expenditures by Fund</b>					
A0003	GU State General Fund		8.00		533,051
A2000	GU General Fees Fund		4.00		270,101
<b>Total FTE and Expenditures by Fund</b>				<b>12.00</b>	<b>803,152</b>

**W.S.U ANNUAL BUDGET**  
**101909 - WSU TRIO Programs Support**  
**For Fiscal Year 2025**

Account Code	Position Number	Name or Account Description	Months	2025 Adopted	
				Budget FTE	Amount
<b>USS SALARIES</b>					
<b>1000 USS Salaries-Permanent</b>					
<b>Total USS Salaries</b>				-	-
<b>Total USS Salaries by Fund</b>					
<b>Total USS Salaries by Fund</b>				-	-
<b>UNCLASSIFIED SALARIES</b>					
<b>1100 Unclassified Salaries-Permanent (Including 1105 - Stipend)</b>					
994787		Associate Vice President College Readiness/Retention Programs Colvin, Deltha	12	1.00	156,334
998057		Grants Analyst Dsouza, Alan	12	1.00	65,578
<b>Total Unclassified Salaries</b>				<b>2.00</b>	<b>221,912</b>
<b>Total Unclassified Salaries by Fund</b>					
A0003		GU State General Fund		1.00	65,578
A2000		GU General Fees Fund		1.00	156,334
<b>Total Unclassified Salaries by Fund</b>				<b>2.00</b>	<b>221,912</b>
<b>STUDENT ASSISTANTS AND BENEFITS</b>					
1200		Student Salaries-Regular			-
1690		Shrinkage			(6,409)
1760		State Leave Pymt Assessment			1,599
1830		Regents Retirement			18,864
1850		TIAA Disability			2,220
1911		Medicare			3,206
1912		OASDI			13,708
1950		Single Group Health Insurance			18,800
1970		Workers Compensation			607
1980		Unemployment Compensation			134
<b>Total Students and Fringe Benefits</b>					<b>52,729</b>
<b>Total Students and Fringe Benefits by Fund</b>					
A0003		GU State General Fund			19,332
A2000		GU General Fees Fund			33,397
<b>Total Students and Fringe Benefits</b>					<b>52,729</b>
<b>Total Salaries and Fringe Benefits</b>				<b>2.00</b>	<b>274,641</b>
<b>Total Salaries and Fringe Benefits by Fund</b>					
A0003		GU State General Fund		1.00	84,910
A2000		GU General Fees Fund		1.00	189,731
<b>Total Salaries and Fringe Benefits</b>				<b>2.00</b>	<b>274,641</b>
<b>OTHER OPERATING EXPENDITURES (OOE)</b>					
7C		Contractual Services			-
7F		Commodities			-
<b>Total OOE</b>					-
<b>Total OOE by Fund</b>					
A2000		GU General Fees Fund			-
<b>Total OOE by Fund</b>					-
<b>Total FTE and Expenditures</b>				<b>2.00</b>	<b>274,641</b>
<b>Total FTE and Expenditures by Fund</b>					

**W.S.U ANNUAL BUDGET**  
**101909 - WSU TRIO Programs Support**  
**For Fiscal Year 2025**

Account Code	Position Number	Name or Account Description	Months	2025 Adopted	
				Budget FTE	Amount
A0003		GU State General Fund		1.00	84,910
A2000		GU General Fees Fund		1.00	189,731
<b>Total FTE and Expenditures by Fund</b>				<b>2.00</b>	<b>274,641</b>

**W.S.U ANNUAL BUDGET**  
**101916 - Office Student Accommodations/Testing**  
**For Fiscal Year 2025**

Account Code	Position Number	Name or Account Description	Months	2025 Adopted	
				Budget FTE	Amount
<b>USS SALARIES</b>					
<b>1000 USS Salaries-Permanent</b>					
<b>Total USS Salaries</b>				-	-
<b>Total USS Salaries by Fund</b>					
<b>Total USS Salaries by Fund</b>				-	-
<b>UNCLASSIFIED SALARIES</b>					
<b>1100 Unclassified Salaries-Permanent (Including 1105 - Stipend)</b>					
993538		Success Coach Allen, Gail	12	1.00	43,035
994644		Success Coach Saens, Kayla	12	1.00	43,035
995025		Success Coach Gegen, Gregory	12	1.00	43,035
996501		Success Coach Roeder, Joshua	12	1.00	43,035
997915		Director Disability Services Medina Keiser, Isabel	12	1.00	72,468
998189		Sign Language Interpreter, Senior Rawlings, Kelly	12	1.00	54,829
998902		Testing Coordinator Bailey, Kimberly	12	0.21	9,985
998903		Administrative Specialist Shanahan, Stacy	12	1.00	36,878
998922		Assistant Director Disability Services Nicholson, Jennifer	12	1.00	50,869
1110		Uncl-Salaries-Seasonal and Temp			25,137
1115		Unclassified Salaries-Add'l Comp			4,000
1160		Unclass Sal-OT/Comp/AHR			186
<b>Total Unclassified Salaries</b>				<b>8.21</b>	<b>426,493</b>
<b>Total Unclassified Salaries by Fund</b>					
A0003		GU State General Fund		8.21	401,855
A2000		GU General Fees Fund		-	24,637
<b>Total Unclassified Salaries by Fund</b>				<b>8.21</b>	<b>426,493</b>
<b>STUDENT ASSISTANTS AND BENEFITS</b>					
1200		Student Salaries-Regular			17,000
1210		Student Salaries-WS-WSU Match			6,737
1220		Student Sal-Workstudy Federal			-
1690		Shrinkage			(13,409)
1760		State Leave Pymt Assessment			3,074
1830		Regents Retirement			34,117
1850		TIAA Disability			4,018
1911		Medicare			6,061
1912		OASDI			25,895
1750		Dependent Health Insurance			9,674
1950		Single Group Health Insurance			77,184

**W.S.U ANNUAL BUDGET**  
**101916 - Office Student Accommodations/Testing**  
**For Fiscal Year 2025**

Account Code	Position Number	Name or Account Description	Months	2025 Adopted	
				Budget FTE	Amount
1970		Workers Compensation			1,170
1980		Unemployment Compensation			256
<b>Total Students and Fringe Benefits</b>					<b>171,777</b>
<b>Total Students and Fringe Benefits by Fund</b>					
A0003		GU State General Fund			168,869
A2000		GU General Fees Fund			1,908
D11868		RU Asst. Tech Vision			1,000
R40041		Federal Work Study Program			-
<b>Total Students and Fringe Benefits</b>					<b>171,777</b>
<b>Total Salaries and Fringe Benefits</b>				<b>8.21</b>	<b>598,269</b>
<b>Total Salaries and Fringe Benefits by Fund</b>					
A0003		GU State General Fund		8.21	570,724
A2000		GU General Fees Fund		-	26,545
D11868		RU Asst. Tech Vision		-	1,000
R40041		Federal Work Study Program		-	-
<b>Total Salaries and Fringe Benefits</b>				<b>8.21</b>	<b>598,269</b>
<b>OTHER OPERATING EXPENDITURES (OOE)</b>					
7C		Contractual Services			35,907
7F		Commodities			3,750
7H		Capital Outlay			14,800
<b>Total OOE</b>					<b>54,457</b>
<b>Total OOE by Fund</b>					
A2000		GU General Fees Fund			27,550
D10297		RU Office of Disability Services			11,107
D11868		RU Asst. Tech Vision			15,800
<b>Total OOE by Fund</b>					<b>54,457</b>
<b>Total FTE and Expenditures</b>				<b>8.21</b>	<b>652,726</b>
<b>Total FTE and Expenditures by Fund</b>					
A0003		GU State General Fund		8.21	570,724
A2000		GU General Fees Fund		-	54,095
D10297		RU Office of Disability Services		-	11,107
D11868		RU Asst. Tech Vision		-	16,800
R40041		Federal Work Study Program		-	-
<b>Total FTE and Expenditures by Fund</b>				<b>8.21</b>	<b>652,726</b>

**W.S.U ANNUAL BUDGET**  
**101917 - Student Engagment, Advocacy & Leadership**  
**For Fiscal Year 2025**

Account Code	Position Number	Name or Account Description	Months	2025 Adopted	
				Budget FTE	Amount
<b>USS SALARIES</b>					
<b>1000 USS Salaries-Permanent</b>					
<b>Total USS Salaries</b>				-	-
<b>Total USS Salaries by Fund</b>					
<b>Total USS Salaries by Fund</b>				-	-
<b>UNCLASSIFIED SALARIES</b>					
<b>1100 Unclassified Salaries-Permanent (Including 1105 - Stipend)</b>					
993004		Coordinator of Student Organizations Vacant <i>This position is fully funded from restricted use sources.</i>		1.00	43,000
993306		Marketing Coordinator Archer, Kaley <i>This position is fully funded from restricted use sources.</i>	12	1.00	42,745
993332		Manager Student Affairs Vacant <i>This position is fully funded from restricted use sources.</i>		1.00	55,000
993362		Student Program Coordinator Vacant <i>This position is fully funded from restricted use sources.</i>		1.00	42,000
993364		Coordinator of Fraternity and Sorority Life Vacant <i>This position is fully funded from restricted use sources.</i>		1.00	42,000
993894		Executive Director Student Affairs Fonseca, Gabriel	12	1.00	100,000
994012		Financial Specialist Witham, Tatum <i>This position is fully funded from restricted use sources.</i>	12	1.00	39,811
994055		Student Program Coordinator Shepherd, Christian <i>This position is fully funded from restricted use sources.</i>	12	1.00	42,925
994751		Coordinator of Fraternity and Sorority Life Brown-Jones, Karee <i>This position is fully funded from restricted use sources.</i>	12	1.00	42,608
994759		Coordinator of Student Governance Whisler, Abbi <i>This position is fully funded from restricted use sources.</i>	12	1.00	43,183
995194		Assistant Director, Fraternity and Sorority Life Hood, Malaree <i>This position is fully funded from restricted use sources.</i>	12	1.00	48,480
995273		Student Advocacy Coordinator Nolen, Caitlin <i>This position is fully funded from restricted use sources.</i>	12	1.00	43,158
996231		Student Program Coordinator Belew, Loren	12	1.00	44,433

**W.S.U ANNUAL BUDGET**  
**101917 - StudentEngagmnt,Advocacy&Leadership**  
**For Fiscal Year 2025**

Account Code	Position Number	Name or Account Description	Months	2025 Adopted		
				Budget FTE	Amount	
		<i>This position is fully funded from restricted use sources.</i>				
	996948	Student Program Coordinator Morgan, Cameron	12	1.00	42,608	
		<i>This position is fully funded from restricted use sources.</i>				
	997565	Associate Director, Student Engagement, Advocacy & Leadership Hill, Tia	12	1.00	55,000	
	997783	Leadership Development Coordinator Dorion, Brandon	12	1.00	44,703	
		<i>This position is fully funded from restricted use sources.</i>				
	997787	Coordinator of Student Activities Belden, Jillian	12	1.00	42,925	
		<i>This position is fully funded from restricted use sources.</i>				
	997806	Student Program Coordinator Murff, NaKayla	12	1.00	41,033	
		<i>This position is fully funded from restricted use sources.</i>				
	997807	Academic Specialist Levine, Gabriella	12	1.00	37,794	
		<i>This position is fully funded from restricted use sources.</i>				
	998586	Assistant Director, Student Engagement Thornton, Elizabeth	12	1.00	50,250	
		<i>This position is fully funded from restricted use sources.</i>				
	998921	Student Program Coordinator Vacant		1.00	42,037	
		<i>This position is fully funded from restricted use sources.</i>				
	1115	Unclassified Salaries-Add'l Comp			-	
	1140	Grad Assistants-Other			66,000	
		<b>Total Unclassified Salaries</b>		<b>21.00</b>	<b>1,051,693</b>	
		<b>Total Unclassified Salaries by Fund</b>				
	A0003	GU State General Fund		2.00	155,000	
	D10306	RU SI Staff		19.00	830,693	
	D10713	RU SI Student Staff		-	66,000	
		<b>Total Unclassified Salaries by Fund</b>		<b>21.00</b>	<b>1,051,693</b>	
<b>STUDENT ASSISTANTS AND BENEFITS</b>						
	1200	Student Salaries-Regular			99,540	
	1220	Student Sal-Workstudy Federal			-	
	1690	Shrinkage			(4,389)	
	1760	State Leave Pymt Assessment			7,581	
	1830	Regents Retirement			64,746	
	1850	TIAA Disability			9,866	
	1911	Medicare			14,152	
	1912	OASDI			60,474	
	1950	Single Group Health Insurance			103,354	
	1970	Workers Compensation			2,884	
	1980	Unemployment Compensation			636	
		<b>Total Students and Fringe Benefits</b>			<b>358,844</b>	
		<b>Total Students and Fringe Benefits by Fund</b>				
	A0003	GU State General Fund			33,100	
	D10306	RU SI Staff			225,507	
	D10713	RU SI Student Staff			100,237	
	R40041	Federal Work Study Program			-	
		<b>Total Students and Fringe Benefits</b>			<b>358,844</b>	



**W.S.U ANNUAL BUDGET**  
**101917 - StudentEngagmnt,Advocacy&Leadership**  
**For Fiscal Year 2025**

Account Code	Position Number	Name or Account Description	Months	2025 Adopted	
				Budget FTE	Amount
<b>Total Salaries and Fringe Benefits</b>				<b>21.00</b>	<b>1,410,537</b>
<b>Total Salaries and Fringe Benefits by Fund</b>					
A0003		GU State General Fund		2.00	188,100
D10306		RU SI Staff		19.00	1,056,200
D10713		RU SI Student Staff		-	166,237
R40041		Federal Work Study Program		-	-
<b>Total Salaries and Fringe Benefits</b>				<b>21.00</b>	<b>1,410,537</b>
<b>OTHER OPERATING EXPENDITURES (OOE)</b>					
7C		Contractual Services			632,147
7F		Commodities			-
7H		Capital Outlay			-
7L		Grants Claims & Shared Revenue			30,000
<b>Total OOE</b>					<b>662,147</b>
<b>Total OOE by Fund</b>					
D10712		RU SI Administrative			75,000
D10713		RU SI Student Staff			30,697
D10714		RU SI Marketing & Outreach			10,000
D10715		RU SI Leadership Development			45,000
D10716		RU SI Fraternity & Sorority Life			44,000
D10717		RU SI Student Organizations			8,000
D10718		RU SI Civic Engagement			21,000
D10719		RU SI Community Service Board			30,000
D10720		RU Campus Activities			102,000
D10721		RU SI Off Campus Student Support			4,000
D10722		RU SI Family Weekend			52,600
D10723		RU SAC Admin			5,000
D10724		RU SAC Membership			2,900
D10725		RU SAC Marketing			6,000
D10726		RU SAC Shocker Night Life			32,400
D10727		RU SAC Special Events			26,000
D10728		RU SAC Shocker Ventures			17,150
D10729		RU SAC Traditions			8,000
D11390		RU FSL Greek Relations			22,455
D11529		The Toast			4,270
D19312		RU Academic and Retention Programs			8,500
D19313		RU University Awards			13,500
D19314		RU Ambass Diversity & Inclusion			15,000
D19315		RU PASS			5,000
D19316		RU Passage to Success			33,675
D19318		RU Student Belonging Programs			30,000
D19319		RU Support Groups			10,000
<b>Total OOE by Fund</b>					<b>662,147</b>
<b>Total FTE and Expenditures</b>				<b>21.00</b>	<b>2,072,684</b>
<b>Total FTE and Expenditures by Fund</b>					
A0003		GU State General Fund		2.00	188,100
D10306		RU SI Staff		19.00	1,056,200
D10712		RU SI Administrative		-	75,000
D10713		RU SI Student Staff		-	196,934
D10714		RU SI Marketing & Outreach		-	10,000
D10715		RU SI Leadership Development		-	45,000
D10716		RU SI Fraternity & Sorority Life		-	44,000
D10717		RU SI Student Organizations		-	8,000
D10718		RU SI Civic Engagement		-	21,000
D10719		RU SI Community Service Board		-	30,000
D10720		RU Campus Activities		-	102,000
D10721		RU SI Off Campus Student Support		-	4,000
D10722		RU SI Family Weekend		-	52,600
D10723		RU SAC Admin		-	5,000

**W.S.U ANNUAL BUDGET**  
**101917 - StudentEngagmnt,Advocacy&Leadership**  
**For Fiscal Year 2025**

Account Code	Position Number	Name or Account Description	Months	2025 Adopted	
				Budget FTE	Amount
D10724		RU SAC Membership		-	2,900
D10725		RU SAC Marketing		-	6,000
D10726		RU SAC Shocker Night Life		-	32,400
D10727		RU SAC Special Events		-	26,000
D10728		RU SAC Shocker Ventures		-	17,150
D10729		RU SAC Traditions		-	8,000
D11390		RU FSL Greek Relations		-	22,455
D11529		The Toast		-	4,270
D19312		RU Academic and Retention Programs		-	8,500
D19313		RU University Awards		-	13,500
D19314		RU Ambass Diversity & Inclusion		-	15,000
D19315		RU PASS		-	5,000
D19316		RU Passage to Success		-	33,675
D19318		RU Student Belonging Programs		-	30,000
D19319		RU Support Groups		-	10,000
R40041		Federal Work Study Program		-	-
<b>Total FTE and Expenditures by Fund</b>				<b>21.00</b>	<b>2,072,684</b>

**W.S.U ANNUAL BUDGET  
101918 - International Education  
For Fiscal Year 2025**

Account Code	Position Number	Name or Account Description	Months	2025 Adopted	
				Budget FTE	Amount
<b>USS SALARIES</b>					
<b>1000 USS Salaries-Permanent</b>					
<b>Total USS Salaries</b>				-	-
<b>Total USS Salaries by Fund</b>					
A0003		GU State General Fund		-	-
<b>Total USS Salaries by Fund</b>				-	-
<b>UNCLASSIFIED SALARIES</b>					
<b>1100 Unclassified Salaries-Permanent (Including 1105 - Stipend)</b>					
994094		International Student Advisor, Senior Henderson, Carrie	12	1.00	49,400
996285		International Admissions Evaluator Dixon, Garry	12	1.00	39,645
996455		International Student Advisor Parga, Maica <i>This position is fully funded from restricted use sources.</i>	12	1.00	37,253
996706		International Admissions Evaluator Eastham, Jennifer	12	1.00	39,645
996820		Marketing Specialist Roberts, Jessa	12	1.00	47,445
997188		International Student Advisor Tuttle, Rebeca	12	1.00	40,290
997427		Associate Director, International Student Services Baldwin, Tonya	12	1.00	60,609
997701		International Admissions Recruiter Nunez, Jonatan	12	1.00	40,082
997734		Associate Director Study Abroad and Exchange Programs Burger, Ann	12	1.00	60,751
997951		International Admissions Evaluator Banks, Kelly	12	1.00	39,645
998230		Associate Director Marketing and Finance Tai, Hiu Fai	12	1.00	71,548
998547		Executive Director International Education Altum, Vince	12	1.00	111,832
998554		International Student Advisor Angbo, Michelle	12	1.00	39,645
998764		Associate Director for International Admissions and Business Technology Barger, Michelle	12	1.00	81,895
998818		Exchange Student Specialist Van Deest, Kayla	12	1.00	36,941
998857		International Admissions Evaluator Reed, Terri	12	1.00	39,645

**W.S.U ANNUAL BUDGET**  
**101918 - International Education**  
**For Fiscal Year 2025**

Account Code	Position Number	Name or Account Description	Months	2025 Adopted	
				Budget FTE	Amount
	998860	Administrative Assistant Ammerman, Hayley	12	1.00	34,320
	999315	International Student Advisor Benz, Thomas	12	1.00	39,645
	999370	International Recruitment Analyst Zhang, Jingdi	12	1.00	46,047
	999438	International Admissions Evaluator Guo, Ai	12	1.00	39,645
	999843	International Admissions Assistant Faissal, Sheri	12	1.00	34,466
	1160	Unclass Sal-OT/Comp/AHR			20,868
		<b>Total Unclassified Salaries</b>		<b>21.00</b>	<b>1,051,259</b>
		<b>Total Unclassified Salaries by Fund</b>			
	A0003	GU State General Fund		19.00	974,361
	A2000	GU General Fees Fund		1.00	39,645
	D10011	RU International Education		-	-
	D10800	RU International Student Service		1.00	37,253
		<b>Total Unclassified Salaries by Fund</b>		<b>21.00</b>	<b>1,051,259</b>
<b>STUDENT ASSISTANTS AND BENEFITS</b>					
	1200	Student Salaries-Regular			36,000
	1690	Shrinkage			(31,555)
	1760	State Leave Pymt Assessment			7,582
	1810	KPERS Retirement			4,602
	1830	Regents Retirement			85,938
	1850	TIAA Disability			10,523
	1911	Medicare			14,943
	1912	OASDI			63,866
	1750	Dependent Health Insurance			35,000
	1950	Single Group Health Insurance			150,400
	1970	Workers Compensation			2,882
	1980	Unemployment Compensation			631
		<b>Total Students and Fringe Benefits</b>			<b>380,812</b>
		<b>Total Students and Fringe Benefits by Fund</b>			
	A0003	GU State General Fund			332,732
	A2000	GU General Fees Fund			15,295
	D10011	RU International Education			16,000
	D10800	RU International Student Service			16,785
		<b>Total Students and Fringe Benefits</b>			<b>380,812</b>
		<b>Total Salaries and Fringe Benefits</b>		<b>21.00</b>	<b>1,432,071</b>
		<b>Total Salaries and Fringe Benefits by Fund</b>			
	A0003	GU State General Fund		19.00	1,307,093
	A2000	GU General Fees Fund		1.00	54,940
	D10011	RU International Education		-	16,000
	D10800	RU International Student Service		1.00	54,038
		<b>Total Salaries and Fringe Benefits</b>		<b>21.00</b>	<b>1,432,071</b>
<b>OTHER OPERATING EXPENDITURES (OOE)</b>					
	7C	Contractual Services			130,376
	7F	Commodities			5,700
	7H	Capital Outlay			3,000
	7L	Grants Claims & Shared Revenue			-
		<b>Total OOE</b>			<b>139,076</b>

**W.S.U ANNUAL BUDGET**  
**101918 - International Education**  
**For Fiscal Year 2025**

Account Code	Position Number	Name or Account Description	Months	2025 Adopted	
				Budget FTE	Amount
<b>Total OOE by Fund</b>					
A2000		GU General Fees Fund			89,671
D10011		RU International Education			36,000
D10800		RU International Student Service			11,405
D10899		RU International Ed App Fees			2,000
<b>Total OOE by Fund</b>					<b>139,076</b>
<b>Total FTE and Expenditures</b>				<b>21.00</b>	<b>1,571,147</b>
<b>Total FTE and Expenditures by Fund</b>					
A0003		GU State General Fund		19.00	1,307,093
A2000		GU General Fees Fund		1.00	144,611
D10011		RU International Education		-	52,000
D10800		RU International Student Service		1.00	65,443
D10899		RU International Ed App Fees		-	2,000
<b>Total FTE and Expenditures by Fund</b>				<b>21.00</b>	<b>1,571,147</b>

**W.S.U ANNUAL BUDGET**  
**101923 - International Exchanges**  
**For Fiscal Year 2025**

Account Code	Position Number	Name or Account Description	Months	2025 Adopted	
				Budget FTE	Amount
<b>USS SALARIES</b>					
<b>1000 USS Salaries-Permanent</b>					
<b>Total USS Salaries</b>				-	-
<b>Total USS Salaries by Fund</b>					
<b>Total USS Salaries by Fund</b>				-	-
<b>UNCLASSIFIED SALARIES</b>					
<b>1100 Unclassified Salaries-Permanent (Including 1105 - Stipend)</b>					
<b>Total Unclassified Salaries</b>				-	-
<b>Total Unclassified Salaries by Fund</b>					
<b>Total Unclassified Salaries by Fund</b>				-	-
<b>STUDENT ASSISTANTS AND BENEFITS</b>					
<b>Total Students and Fringe Benefits</b>				-	-
<b>Total Students and Fringe Benefits by Fund</b>					
<b>Total Students and Fringe Benefits</b>				-	-
<b>Total Salaries and Fringe Benefits</b>				-	-
<b>Total Salaries and Fringe Benefits by Fund</b>					
<b>Total Salaries and Fringe Benefits</b>				-	-
<b>OTHER OPERATING EXPENDITURES (OOE)</b>					
7C Contractual Services				15,500	
7F Commodities				500	
<b>Total OOE</b>				<b>16,000</b>	
<b>Total OOE by Fund</b>					
D10012 RU International Exchanges				16,000	
<b>Total OOE by Fund</b>				<b>16,000</b>	
<b>Total FTE and Expenditures</b>				-	<b>16,000</b>
<b>Total FTE and Expenditures by Fund</b>					
D10012 RU International Exchanges				-	16,000
<b>Total FTE and Expenditures by Fund</b>				-	<b>16,000</b>

**W.S.U ANNUAL BUDGET**  
**101928 - EOF-Graduate Student Scholarships**  
**For Fiscal Year 2025**

Account Code	Position Number	Name or Account Description	Months	2025 Adopted	
				Budget FTE	Amount
<b>USS SALARIES</b>					
<b>1000 USS Salaries-Permanent</b>					
<b>Total USS Salaries</b>				-	-
<b>Total USS Salaries by Fund</b>					
<b>Total USS Salaries by Fund</b>				-	-
<b>UNCLASSIFIED SALARIES</b>					
<b>1100 Unclassified Salaries-Permanent (Including 1105 - Stipend)</b>					
<b>Total Unclassified Salaries</b>				-	-
<b>Total Unclassified Salaries by Fund</b>					
<b>Total Unclassified Salaries by Fund</b>				-	-
<b>STUDENT ASSISTANTS AND BENEFITS</b>					
<b>Total Students and Fringe Benefits</b>				-	-
<b>Total Students and Fringe Benefits by Fund</b>					
<b>Total Students and Fringe Benefits</b>				-	-
<b>Total Salaries and Fringe Benefits</b>				-	-
<b>Total Salaries and Fringe Benefits by Fund</b>					
<b>Total Salaries and Fringe Benefits</b>				-	-
<b>OTHER OPERATING EXPENDITURES (OOE)</b>					
7C Contractual Services				9,000	
7L Grants Claims & Shared Revenue				9,000	
<b>Total OOE</b>				<b>18,000</b>	
<b>Total OOE by Fund</b>					
D10104	RU	EOF-Grad Student Scholarships		18,000	
<b>Total OOE by Fund</b>				<b>18,000</b>	
<b>Total FTE and Expenditures</b>				-	<b>18,000</b>
<b>Total FTE and Expenditures by Fund</b>					
D10104	RU	EOF-Grad Student Scholarships		-	18,000
<b>Total FTE and Expenditures by Fund</b>				-	<b>18,000</b>

**W.S.U ANNUAL BUDGET**  
**101929 - EOF - HALA Scholarship Award**  
**For Fiscal Year 2025**

Account Code	Position Number	Name or Account Description	Months	2025 Adopted	
				Budget FTE	Amount
<b>USS SALARIES</b>					
<b>1000 USS Salaries-Permanent</b>					
<b>Total USS Salaries</b>				-	-
<b>Total USS Salaries by Fund</b>					
<b>Total USS Salaries by Fund</b>				-	-
<b>UNCLASSIFIED SALARIES</b>					
<b>1100 Unclassified Salaries-Permanent (Including 1105 - Stipend)</b>					
<b>Total Unclassified Salaries</b>				-	-
<b>Total Unclassified Salaries by Fund</b>					
<b>Total Unclassified Salaries by Fund</b>				-	-
<b>STUDENT ASSISTANTS AND BENEFITS</b>					
<b>Total Students and Fringe Benefits</b>				-	-
<b>Total Students and Fringe Benefits by Fund</b>					
<b>Total Students and Fringe Benefits</b>				-	-
<b>Total Salaries and Fringe Benefits</b>				-	-
<b>Total Salaries and Fringe Benefits by Fund</b>					
<b>Total Salaries and Fringe Benefits</b>				-	-
<b>OTHER OPERATING EXPENDITURES (OOE)</b>					
7L Grants Claims & Shared Revenue				15,000	
<b>Total OOE</b>				<b>15,000</b>	
<b>Total OOE by Fund</b>					
D10298 RU EOF-HALA Scholarship Award				15,000	
<b>Total OOE by Fund</b>				<b>15,000</b>	
<b>Total FTE and Expenditures</b>				-	<b>15,000</b>
<b>Total FTE and Expenditures by Fund</b>					
D10298 RU EOF-HALA Scholarship Award				-	15,000
<b>Total FTE and Expenditures by Fund</b>				-	<b>15,000</b>



**W.S.U ANNUAL BUDGET**  
**101938 - EOF-Multicultural Student Mentoring**  
**For Fiscal Year 2025**

Account Code	Position Number	Name or Account Description	Months	2025 Adopted	
				Budget FTE	Amount
<b>USS SALARIES</b>					
<b>1000 USS Salaries-Permanent</b>					
<b>Total USS Salaries</b>				-	-
<b>Total USS Salaries by Fund</b>					
<b>Total USS Salaries by Fund</b>				-	-
<b>UNCLASSIFIED SALARIES</b>					
<b>1100 Unclassified Salaries-Permanent (Including 1105 - Stipend)</b>					
<b>Total Unclassified Salaries</b>				-	-
<b>Total Unclassified Salaries by Fund</b>					
<b>Total Unclassified Salaries by Fund</b>				-	-
<b>STUDENT ASSISTANTS AND BENEFITS</b>					
1200		Student Salaries-Regular			32,000
1210		Student Salaries-WS-WSU Match			3,000
1220		Student Sal-Workstudy Federal			-
<b>Total Students and Fringe Benefits</b>				-	<b>35,000</b>
<b>Total Students and Fringe Benefits by Fund</b>					
D10311		RU EOF-Multicultural Stu Mentoring			35,000
R40041		Federal Work Study Program			-
<b>Total Students and Fringe Benefits</b>				-	<b>35,000</b>
<b>Total Salaries and Fringe Benefits</b>				-	<b>35,000</b>
<b>Total Salaries and Fringe Benefits by Fund</b>					
D10311		RU EOF-Multicultural Stu Mentoring		-	35,000
R40041		Federal Work Study Program		-	-
<b>Total Salaries and Fringe Benefits</b>				-	<b>35,000</b>
<b>OTHER OPERATING EXPENDITURES (OOE)</b>					
<b>Total OOE</b>				-	-
<b>Total OOE by Fund</b>					
<b>Total OOE by Fund</b>				-	-
<b>Total FTE and Expenditures</b>				-	<b>35,000</b>
<b>Total FTE and Expenditures by Fund</b>					
D10311		RU EOF-Multicultural Stu Mentoring		-	35,000
R40041		Federal Work Study Program		-	-
<b>Total FTE and Expenditures by Fund</b>				-	<b>35,000</b>

**W.S.U ANNUAL BUDGET**  
**101939 - EOF - Cultural Ambassador Program**  
**For Fiscal Year 2025**

Account Code	Position Number	Name or Account Description	Months	2025 Adopted	
				Budget FTE	Amount
<b>USS SALARIES</b>					
<b>1000 USS Salaries-Permanent</b>					
<b>Total USS Salaries</b>				-	-
<b>Total USS Salaries by Fund</b>					
<b>Total USS Salaries by Fund</b>				-	-
<b>UNCLASSIFIED SALARIES</b>					
<b>1100 Unclassified Salaries-Permanent (Including 1105 - Stipend)</b>					
<b>Total Unclassified Salaries</b>				-	-
<b>Total Unclassified Salaries by Fund</b>					
<b>Total Unclassified Salaries by Fund</b>				-	-
<b>STUDENT ASSISTANTS AND BENEFITS</b>					
<b>Total Students and Fringe Benefits</b>				-	-
<b>Total Students and Fringe Benefits by Fund</b>					
<b>Total Students and Fringe Benefits</b>				-	-
<b>Total Salaries and Fringe Benefits</b>				-	-
<b>Total Salaries and Fringe Benefits by Fund</b>					
<b>Total Salaries and Fringe Benefits</b>				-	-
<b>OTHER OPERATING EXPENDITURES (OOE)</b>					
7L Grants Claims & Shared Revenue				10,000	
<b>Total OOE</b>				<b>10,000</b>	
<b>Total OOE by Fund</b>					
D10015 RU EOF-Cultural Ambassador Program				10,000	
<b>Total OOE by Fund</b>				<b>10,000</b>	
<b>Total FTE and Expenditures</b>				-	<b>10,000</b>
<b>Total FTE and Expenditures by Fund</b>					
D10015 RU EOF-Cultural Ambassador Program				-	10,000
<b>Total FTE and Expenditures by Fund</b>				-	<b>10,000</b>

**W.S.U ANNUAL BUDGET**  
**101946 - EOF - Disability Support Services**  
**For Fiscal Year 2025**

Account Code	Position Number	Name or Account Description	Months	2025 Adopted	
				Budget FTE	Amount
<b>USS SALARIES</b>					
<b>1000 USS Salaries-Permanent</b>					
<b>Total USS Salaries</b>				-	-
<b>Total USS Salaries by Fund</b>					
<b>Total USS Salaries by Fund</b>				-	-
<b>UNCLASSIFIED SALARIES</b>					
<b>1100 Unclassified Salaries-Permanent (Including 1105 - Stipend)</b>					
<b>Total Unclassified Salaries</b>				-	-
<b>Total Unclassified Salaries by Fund</b>					
<b>Total Unclassified Salaries by Fund</b>				-	-
<b>STUDENT ASSISTANTS AND BENEFITS</b>					
1200 Student Salaries-Regular					
<b>Total Students and Fringe Benefits</b>				-	-
<b>Total Students and Fringe Benefits by Fund</b>					
D10300		RU EOF-Disability Support Services		-	-
<b>Total Students and Fringe Benefits</b>				-	-
<b>Total Salaries and Fringe Benefits</b>				-	-
<b>Total Salaries and Fringe Benefits by Fund</b>					
D10300		RU EOF-Disability Support Services		-	-
<b>Total Salaries and Fringe Benefits</b>				-	-
<b>OTHER OPERATING EXPENDITURES (OOE)</b>					
7H Capital Outlay					
				3,000	
7L Grants Claims & Shared Revenue					
				5,000	
<b>Total OOE</b>				<b>8,000</b>	
<b>Total OOE by Fund</b>					
D10300		RU EOF-Disability Support Services		8,000	
<b>Total OOE by Fund</b>				<b>8,000</b>	
<b>Total FTE and Expenditures</b>				-	<b>8,000</b>
<b>Total FTE and Expenditures by Fund</b>					
D10300		RU EOF-Disability Support Services		-	8,000
<b>Total FTE and Expenditures by Fund</b>				-	<b>8,000</b>

**W.S.U ANNUAL BUDGET**  
**101950 - Baja Team (SAE) - Engineering**  
**For Fiscal Year 2025**

Account Code	Position Number	Name or Account Description	Months	2025 Adopted	
				Budget FTE	Amount
<b>USS SALARIES</b>					
<b>1000 USS Salaries-Permanent</b>					
<b>Total USS Salaries</b>				-	-
<b>Total USS Salaries by Fund</b>					
<b>Total USS Salaries by Fund</b>				-	-
<b>UNCLASSIFIED SALARIES</b>					
<b>1100 Unclassified Salaries-Permanent (Including 1105 - Stipend)</b>					
<b>Total Unclassified Salaries</b>				-	-
<b>Total Unclassified Salaries by Fund</b>					
<b>Total Unclassified Salaries by Fund</b>				-	-
<b>STUDENT ASSISTANTS AND BENEFITS</b>					
<b>Total Students and Fringe Benefits</b>				-	-
<b>Total Students and Fringe Benefits by Fund</b>					
<b>Total Students and Fringe Benefits</b>				-	-
<b>Total Salaries and Fringe Benefits</b>				-	-
<b>Total Salaries and Fringe Benefits by Fund</b>					
<b>Total Salaries and Fringe Benefits</b>				-	-
<b>OTHER OPERATING EXPENDITURES (OOE)</b>					
7C Contractual Services				2,000	
7F Commodities				1,500	
7H Capital Outlay				1,500	
<b>Total OOE</b>				<b>5,000</b>	
<b>Total OOE by Fund</b>					
D10875	RU	Baja Team (SAE) - Engineering		5,000	
<b>Total OOE by Fund</b>				<b>5,000</b>	
<b>Total FTE and Expenditures</b>				-	<b>5,000</b>
<b>Total FTE and Expenditures by Fund</b>					
D10875	RU	Baja Team (SAE) - Engineering		-	5,000
<b>Total FTE and Expenditures by Fund</b>				-	<b>5,000</b>

**W.S.U ANNUAL BUDGET**  
**101951 - Formula Team - Engineering**  
**For Fiscal Year 2025**

Account Code	Position Number	Name or Account Description	Months	2025 Adopted	
				Budget FTE	Amount
<b>USS SALARIES</b>					
<b>1000 USS Salaries-Permanent</b>					
<b>Total USS Salaries</b>				-	-
<b>Total USS Salaries by Fund</b>					
<b>Total USS Salaries by Fund</b>				-	-
<b>UNCLASSIFIED SALARIES</b>					
<b>1100 Unclassified Salaries-Permanent (Including 1105 - Stipend)</b>					
<b>Total Unclassified Salaries</b>				-	-
<b>Total Unclassified Salaries by Fund</b>					
<b>Total Unclassified Salaries by Fund</b>				-	-
<b>STUDENT ASSISTANTS AND BENEFITS</b>					
<b>Total Students and Fringe Benefits</b>				-	-
<b>Total Students and Fringe Benefits by Fund</b>					
<b>Total Students and Fringe Benefits</b>				-	-
<b>Total Salaries and Fringe Benefits</b>				-	-
<b>Total Salaries and Fringe Benefits by Fund</b>					
<b>Total Salaries and Fringe Benefits</b>				-	-
<b>OTHER OPERATING EXPENDITURES (OOE)</b>					
7C Contractual Services				6,500	
7F Commodities				1,000	
7H Capital Outlay				500	
<b>Total OOE</b>				<b>8,000</b>	
<b>Total OOE by Fund</b>					
D10876 RU Formula Team-Engineering				8,000	
<b>Total OOE by Fund</b>				<b>8,000</b>	
<b>Total FTE and Expenditures</b>				-	<b>8,000</b>
<b>Total FTE and Expenditures by Fund</b>					
D10876 RU Formula Team-Engineering				-	8,000
<b>Total FTE and Expenditures by Fund</b>				-	<b>8,000</b>

**W.S.U ANNUAL BUDGET**  
**101953 - Student Government Association**  
**For Fiscal Year 2025**

Account Code	Position Number	Name or Account Description	Months	2025 Adopted	
				Budget FTE	Amount
<b>USS SALARIES</b>					
<b>1000 USS Salaries-Permanent</b>					
<b>Total USS Salaries</b>				-	-
<b>Total USS Salaries by Fund</b>					
<b>Total USS Salaries by Fund</b>				-	-
<b>UNCLASSIFIED SALARIES</b>					
<b>1100 Unclassified Salaries-Permanent (Including 1105 - Stipend)</b>					
	998586	Assistant Director, Student Engagement Thornton, Elizabeth	12	0.00	250
<i>This position is fully funded from restricted use sources.</i>					
	1140	Grad Assistants-Other			10,186
<b>Total Unclassified Salaries</b>				<b>0.00</b>	<b>10,436</b>
<b>Total Unclassified Salaries by Fund</b>					
	D10312	RU SGA Salaries		0.00	10,436
<b>Total Unclassified Salaries by Fund</b>				<b>0.00</b>	<b>10,436</b>
<b>STUDENT ASSISTANTS AND BENEFITS</b>					
	1200	Student Salaries-Regular			-
	1760	State Leave Pymt Assessment			76
	1830	Regents Retirement			22
	1850	TIAA Disability			3
	1911	Medicare			4
	1912	OASDI			16
	1950	Single Group Health Insurance			47
	1970	Workers Compensation			29
	1980	Unemployment Compensation			8
<b>Total Students and Fringe Benefits</b>					<b>205</b>
<b>Total Students and Fringe Benefits by Fund</b>					
	D10312	RU SGA Salaries			205
<b>Total Students and Fringe Benefits</b>					<b>205</b>
<b>Total Salaries and Fringe Benefits</b>				<b>0.00</b>	<b>10,641</b>
<b>Total Salaries and Fringe Benefits by Fund</b>					
	D10312	RU SGA Salaries		0.00	10,641
<b>Total Salaries and Fringe Benefits</b>				<b>0.00</b>	<b>10,641</b>
<b>OTHER OPERATING EXPENDITURES (OOE)</b>					
	7C	Contractual Services			663,961
	7L	Grants Claims & Shared Revenue			-
	7Z	Transfers Out			2,256,359
<b>Total OOE</b>					<b>2,920,320</b>
<b>Total OOE by Fund</b>					
	D10312	RU SGA Salaries			490,820
	D11294	RU SGA Programming and Operations			-
	D11303	RU SGA Office			5,000
	D11397	RU SGA Shocker Support Locker			15,000
	D11438	RU SGA Elections Commission			2,500
	D11638	RU SGA Agency Fund			5,500
	D11639	RU SGA Individual Funding			30,000
	D11640	RU SGA Organizational Funding			50,000
	D11641	RU SGA Appropriations Fund			200,000
	D11642	RU SGA Student Advocate			2,000

**W.S.U ANNUAL BUDGET**  
**101953 - Student Government Association**  
**For Fiscal Year 2025**

Account Code	Position Number	Name or Account Description	Months	2025 Adopted	
				Budget FTE	Amount
D11643		RU SGA Student Senate			10,000
D11644		RU SGA Executive Cabinet			10,000
D11705		RU SGA Black Student Union			10,000
D11706		RU SGA Asian Student Conference			10,000
D11707		RU SGA Hispanic Amer Leadership Org			10,000
D11708		RU SGA Spectrum LGBTQ+ Allies			5,000
D11709		RU SGA Graduate Student Conference			7,500
D11710		RU SGA First Gen Student Organizati			5,000
D11711		RU SGA Shockers Vote!			5,000
D11712		RU SGA International Student Union			5,000
D11718		RU SGA Supreme Court			1,000
D11846		RU SGA Student Organization Council			2,000
D11847		RU SGA Freshman Leadership Council			2,000
D11848		RU SGA Scholarships			-
D11862		RU SGA Summer Funding			-
D11920		RU SGA Special Projects and Capital			2,037,000
<b>Total OOE by Fund</b>					<b>2,920,320</b>
<b>Total FTE and Expenditures</b>				<b>0.00</b>	<b>2,930,961</b>
<b>Total FTE and Expenditures by Fund</b>				<b>0.00</b>	<b>2,930,961</b>
D10312		RU SGA Salaries		0.00	501,461
D11294		RU SGA Programming and Operations		-	-
D11303		RU SGA Office		-	5,000
D11397		RU SGA Shocker Support Locker		-	15,000
D11438		RU SGA Elections Commission		-	2,500
D11638		RU SGA Agency Fund		-	5,500
D11639		RU SGA Individual Funding		-	30,000
D11640		RU SGA Organizational Funding		-	50,000
D11641		RU SGA Appropriations Fund		-	200,000
D11642		RU SGA Student Advocate		-	2,000
D11643		RU SGA Student Senate		-	10,000
D11644		RU SGA Executive Cabinet		-	10,000
D11705		RU SGA Black Student Union		-	10,000
D11706		RU SGA Asian Student Conference		-	10,000
D11707		RU SGA Hispanic Amer Leadership Org		-	10,000
D11708		RU SGA Spectrum LGBTQ+ Allies		-	5,000
D11709		RU SGA Graduate Student Conference		-	7,500
D11710		RU SGA First Gen Student Organizati		-	5,000
D11711		RU SGA Shockers Vote!		-	5,000
D11712		RU SGA International Student Union		-	5,000
D11718		RU SGA Supreme Court		-	1,000
D11846		RU SGA Student Organization Council		-	2,000
D11847		RU SGA Freshman Leadership Council		-	2,000
D11848		RU SGA Scholarships		-	-
D11862		RU SGA Summer Funding		-	-
D11920		RU SGA Special Projects and Capital		-	2,037,000
<b>Total FTE and Expenditures by Fund</b>				<b>0.00</b>	<b>2,930,961</b>

**W.S.U ANNUAL BUDGET  
101955 - Music Collective  
For Fiscal Year 2025**

Account Code	Position Number	Name or Account Description	Months	2025 Adopted	
				Budget FTE	Amount
<b>USS SALARIES</b>					
<b>1000 USS Salaries-Permanent</b>					
<b>Total USS Salaries</b>				-	-
<b>Total USS Salaries by Fund</b>					
<b>Total USS Salaries by Fund</b>				-	-
<b>UNCLASSIFIED SALARIES</b>					
<b>1100 Unclassified Salaries-Permanent (Including 1105 - Stipend)</b>					
<b>Total Unclassified Salaries</b>				-	-
<b>Total Unclassified Salaries by Fund</b>					
<b>Total Unclassified Salaries by Fund</b>				-	-
<b>STUDENT ASSISTANTS AND BENEFITS</b>					
<b>Total Students and Fringe Benefits</b>				-	-
<b>Total Students and Fringe Benefits by Fund</b>					
<b>Total Students and Fringe Benefits</b>				-	-
<b>Total Salaries and Fringe Benefits</b>				-	-
<b>Total Salaries and Fringe Benefits by Fund</b>					
<b>Total Salaries and Fringe Benefits</b>				-	-
<b>OTHER OPERATING EXPENDITURES (OOE)</b>					
7C		Contractual Services			17,800
7F		Commodities			1,000
7H		Capital Outlay			6,000
7Z		Transfers Out			-
<b>Total OOE</b>				-	<b>24,800</b>
<b>Total OOE by Fund</b>					
D10867	RU	Music Collective			23,000
D11362	RU	Locker Rental			1,800
<b>Total OOE by Fund</b>				-	<b>24,800</b>
<b>Total FTE and Expenditures</b>				-	<b>24,800</b>
<b>Total FTE and Expenditures by Fund</b>					
D10867	RU	Music Collective		-	23,000
D11362	RU	Locker Rental		-	1,800
<b>Total FTE and Expenditures by Fund</b>				-	<b>24,800</b>



**W.S.U ANNUAL BUDGET**  
**101957 - Concert**  
**For Fiscal Year 2025**

Account Code	Position Number	Name or Account Description	Months	2025 Adopted	
				Budget FTE	Amount
<b>USS SALARIES</b>					
<b>1000 USS Salaries-Permanent</b>					
<b>Total USS Salaries</b>				-	-
<b>Total USS Salaries by Fund</b>					
<b>Total USS Salaries by Fund</b>				-	-
<b>UNCLASSIFIED SALARIES</b>					
<b>1100 Unclassified Salaries-Permanent (Including 1105 - Stipend)</b>					
<b>Total Unclassified Salaries</b>				-	-
<b>Total Unclassified Salaries by Fund</b>					
<b>Total Unclassified Salaries by Fund</b>				-	-
<b>STUDENT ASSISTANTS AND BENEFITS</b>					
<b>Total Students and Fringe Benefits</b>				-	-
<b>Total Students and Fringe Benefits by Fund</b>					
<b>Total Students and Fringe Benefits</b>				-	-
<b>Total Salaries and Fringe Benefits</b>				-	-
<b>Total Salaries and Fringe Benefits by Fund</b>					
<b>Total Salaries and Fringe Benefits</b>				-	-
<b>OTHER OPERATING EXPENDITURES (OOE)</b>					
7C Contractual Services				27,500	
7F Commodities				1,500	
<b>Total OOE</b>				<b>29,000</b>	
<b>Total OOE by Fund</b>					
D10084 RU Concert				29,000	
<b>Total OOE by Fund</b>				<b>29,000</b>	
<b>Total FTE and Expenditures</b>				-	<b>29,000</b>
<b>Total FTE and Expenditures by Fund</b>					
D10084 RU Concert				-	29,000
<b>Total FTE and Expenditures by Fund</b>				-	<b>29,000</b>

**W.S.U ANNUAL BUDGET**  
**101959 - Debate**  
**For Fiscal Year 2025**

Account Code	Position Number	Name or Account Description	Months	2025 Adopted	
				Budget FTE	Amount
<b>USS SALARIES</b>					
<b>1000 USS Salaries-Permanent</b>					
<b>Total USS Salaries</b>				-	-
<b>Total USS Salaries by Fund</b>					
<b>Total USS Salaries by Fund</b>				-	-
<b>UNCLASSIFIED SALARIES</b>					
<b>1100 Unclassified Salaries-Permanent (Including 1105 - Stipend)</b>					
1110		Uncl-Salaries-Seasonal and Temp		-	-
<b>Total Unclassified Salaries</b>				-	-
<b>Total Unclassified Salaries by Fund</b>					
A2000		GU General Fees Fund		-	-
<b>Total Unclassified Salaries by Fund</b>				-	-
<b>STUDENT ASSISTANTS AND BENEFITS</b>					
1690		Shrinkage		-	-
1760		State Leave Pymt Assessment		-	-
1911		Medicare		-	-
1912		OASDI		-	-
1970		Workers Compensation		-	-
<b>Total Students and Fringe Benefits</b>				-	-
<b>Total Students and Fringe Benefits by Fund</b>					
A2000		GU General Fees Fund		-	-
<b>Total Students and Fringe Benefits</b>				-	-
<b>Total Salaries and Fringe Benefits</b>				-	-
<b>Total Salaries and Fringe Benefits by Fund</b>					
A2000		GU General Fees Fund		-	-
<b>Total Salaries and Fringe Benefits</b>				-	-
<b>OTHER OPERATING EXPENDITURES (OOE)</b>					
7C		Contractual Services		27,554	27,554
7F		Commodities		760	760
7H		Capital Outlay		-	-
7L		Grants Claims & Shared Revenue		25,000	25,000
<b>Total OOE</b>				<b>53,314</b>	<b>53,314</b>
<b>Total OOE by Fund</b>					
A2000		GU General Fees Fund		28,314	28,314
D10156		RU Debate		25,000	25,000
<b>Total OOE by Fund</b>				<b>53,314</b>	<b>53,314</b>
<b>Total FTE and Expenditures</b>				-	<b>53,314</b>
<b>Total FTE and Expenditures by Fund</b>					
A2000		GU General Fees Fund		-	28,314
D10156		RU Debate		-	25,000
<b>Total FTE and Expenditures by Fund</b>				-	<b>53,314</b>

**W.S.U ANNUAL BUDGET**  
**101965 - Athletic Bands**  
**For Fiscal Year 2025**

Account Code	Position Number	Name or Account Description	Months	2025 Adopted	
				Budget FTE	Amount
<b>USS SALARIES</b>					
<b>1000 USS Salaries-Permanent</b>					
<b>Total USS Salaries</b>				-	-
<b>Total USS Salaries by Fund</b>					
<b>Total USS Salaries by Fund</b>				-	-
<b>UNCLASSIFIED SALARIES</b>					
<b>1100 Unclassified Salaries-Permanent (Including 1105 - Stipend)</b>					
1110		Uncl-Salaries-Seasonal and Temp		-	-
1120		Grad Assistants-Indirect Instruct		-	-
<b>Total Unclassified Salaries</b>				-	-
<b>Total Unclassified Salaries by Fund</b>					
D10087		RU Basketball Band		-	-
<b>Total Unclassified Salaries by Fund</b>				-	-
<b>STUDENT ASSISTANTS AND BENEFITS</b>					
1760		State Leave Pymt Assessment		-	-
1911		Medicare		-	-
1912		OASDI		-	-
1970		Workers Compensation		-	-
<b>Total Students and Fringe Benefits</b>				-	-
<b>Total Students and Fringe Benefits by Fund</b>					
D10087		RU Basketball Band		-	-
<b>Total Students and Fringe Benefits</b>				-	-
<b>Total Salaries and Fringe Benefits</b>				-	-
<b>Total Salaries and Fringe Benefits by Fund</b>					
D10087		RU Basketball Band		-	-
<b>Total Salaries and Fringe Benefits</b>				-	-
<b>OTHER OPERATING EXPENDITURES (OOE)</b>					
7C		Contractual Services		6,200	6,200
7F		Commodities		100	100
7L		Grants Claims & Shared Revenue		33,000	33,000
7Z		Transfers Out		5,000	5,000
<b>Total OOE</b>				<b>44,300</b>	<b>44,300</b>
<b>Total OOE by Fund</b>					
D10087		RU Basketball Band		44,300	44,300
<b>Total OOE by Fund</b>				<b>44,300</b>	<b>44,300</b>
<b>Total FTE and Expenditures</b>				-	<b>44,300</b>
<b>Total FTE and Expenditures by Fund</b>					
D10087		RU Basketball Band		-	44,300
<b>Total FTE and Expenditures by Fund</b>				-	<b>44,300</b>

**W.S.U ANNUAL BUDGET**  
**101960 - Campus Recreation Sports Clubs**  
**For Fiscal Year 2025**

Account Code	Position Number	Name or Account Description	Months	2025 Adopted	
				Budget FTE	Amount
<b>USS SALARIES</b>					
<b>1000 USS Salaries-Permanent</b>					
<b>Total USS Salaries</b>				-	-
<b>Total USS Salaries by Fund</b>					
<b>Total USS Salaries by Fund</b>				-	-
<b>UNCLASSIFIED SALARIES</b>					
<b>1100 Unclassified Salaries-Permanent (Including 1105 - Stipend)</b>					
<b>Total Unclassified Salaries</b>				-	-
<b>Total Unclassified Salaries by Fund</b>					
<b>Total Unclassified Salaries by Fund</b>				-	-
<b>STUDENT ASSISTANTS AND BENEFITS</b>					
<b>Total Students and Fringe Benefits</b>				-	-
<b>Total Students and Fringe Benefits by Fund</b>					
<b>Total Students and Fringe Benefits</b>				-	-
<b>Total Salaries and Fringe Benefits</b>				-	-
<b>Total Salaries and Fringe Benefits by Fund</b>					
<b>Total Salaries and Fringe Benefits</b>				-	-
<b>OTHER OPERATING EXPENDITURES (OOE)</b>					
7C		Contractual Services			5,000
7F		Commodities			5,000
7H		Capital Outlay			-
7Z		Transfers Out			-
<b>Total OOE</b>				-	<b>10,000</b>
<b>Total OOE by Fund</b>					
D10313		RU Campus Recreation Sports Clubs			10,000
<b>Total OOE by Fund</b>				-	<b>10,000</b>
<b>Total FTE and Expenditures</b>				-	<b>10,000</b>
<b>Total FTE and Expenditures by Fund</b>					
D10313		RU Campus Recreation Sports Clubs			10,000
<b>Total FTE and Expenditures by Fund</b>				-	<b>10,000</b>

**W.S.U ANNUAL BUDGET**  
**101989 - Unallocated Student Fees & Transfers**  
**For Fiscal Year 2025**

Account Code	Position Number	Name or Account Description	Months	2025 Adopted	
				Budget FTE	Amount
<b>USS SALARIES</b>					
<b>1000 USS Salaries-Permanent</b>					
<b>Total USS Salaries</b>				-	-
<b>Total USS Salaries by Fund</b>					
<b>Total USS Salaries by Fund</b>				-	-
<b>UNCLASSIFIED SALARIES</b>					
<b>1100 Unclassified Salaries-Permanent (Including 1105 - Stipend)</b>					
<b>Total Unclassified Salaries</b>				-	-
<b>Total Unclassified Salaries by Fund</b>					
<b>Total Unclassified Salaries by Fund</b>				-	-
<b>STUDENT ASSISTANTS AND BENEFITS</b>					
<b>Total Students and Fringe Benefits</b>				-	-
<b>Total Students and Fringe Benefits by Fund</b>					
<b>Total Students and Fringe Benefits</b>				-	-
<b>Total Salaries and Fringe Benefits</b>				-	-
<b>Total Salaries and Fringe Benefits by Fund</b>					
<b>Total Salaries and Fringe Benefits</b>				-	-
<b>OTHER OPERATING EXPENDITURES (OOE)</b>					
7V Miscellaneous Non Expense				2,900,726	
7Z Transfers Out				8,063,402	
<b>Total OOE</b>				<b>10,964,128</b>	
<b>Total OOE by Fund</b>					
D10254 RU Unall Student Fees & Transfers				10,964,128	
<b>Total OOE by Fund</b>				<b>10,964,128</b>	
<b>Total FTE and Expenditures</b>				-	<b>10,964,128</b>
<b>Total FTE and Expenditures by Fund</b>					
D10254 RU Unall Student Fees & Transfers				-	10,964,128
<b>Total FTE and Expenditures by Fund</b>				-	<b>10,964,128</b>

**W.S.U ANNUAL BUDGET  
101966 - Model United Nations  
For Fiscal Year 2025**

Account Code	Position Number	Name or Account Description	Months	2025 Adopted	
				Budget FTE	Amount
<b>USS SALARIES</b>					
<b>1000 USS Salaries-Permanent</b>					
<b>Total USS Salaries</b>				-	-
<b>Total USS Salaries by Fund</b>					
<b>Total USS Salaries by Fund</b>				-	-
<b>UNCLASSIFIED SALARIES</b>					
<b>1100 Unclassified Salaries-Permanent (Including 1105 - Stipend)</b>					
<b>Total Unclassified Salaries</b>				-	-
<b>Total Unclassified Salaries by Fund</b>					
<b>Total Unclassified Salaries by Fund</b>				-	-
<b>STUDENT ASSISTANTS AND BENEFITS</b>					
<b>Total Students and Fringe Benefits</b>				-	-
<b>Total Students and Fringe Benefits by Fund</b>					
<b>Total Students and Fringe Benefits</b>				-	-
<b>Total Salaries and Fringe Benefits</b>				-	-
<b>Total Salaries and Fringe Benefits by Fund</b>					
<b>Total Salaries and Fringe Benefits</b>				-	-
<b>OTHER OPERATING EXPENDITURES (OOE)</b>					
7C Contractual Services				17,469	
<b>Total OOE</b>				<b>17,469</b>	
<b>Total OOE by Fund</b>					
A2000		GU General Fees Fund		7,986	
D10157		RU Model United Nations		9,483	
<b>Total OOE by Fund</b>				<b>17,469</b>	
<b>Total FTE and Expenditures</b>				-	<b>17,469</b>
<b>Total FTE and Expenditures by Fund</b>					
A2000		GU General Fees Fund		-	7,986
D10157		RU Model United Nations		-	9,483
<b>Total FTE and Expenditures by Fund</b>				-	<b>17,469</b>

**W.S.U ANNUAL BUDGET**  
**101969 - Child Development Center**  
**For Fiscal Year 2025**

Account Code	Position Number	Name or Account Description	Months	2025 Adopted	
				Budget FTE	Amount
<b>USS SALARIES</b>					
<b>1000 USS Salaries-Permanent</b>					
<b>Total USS Salaries</b>				-	-
<b>Total USS Salaries by Fund</b>					
<b>Total USS Salaries by Fund</b>				-	-
<b>UNCLASSIFIED SALARIES</b>					
<b>1100 Unclassified Salaries-Permanent (Including 1105 - Stipend)</b>					
994015		Administrative Specialist Mease, Amy <i>This position is fully funded from restricted use sources.</i>	12	1.00	43,659
995230		Preschool Teacher Littlejohn, Tiffany <i>This position is fully funded from restricted use sources.</i>	12	1.00	41,704
997026		Preschool Teacher Assistant Rinkenbaugh, Elisha <i>This position is fully funded from restricted use sources.</i>	12	1.00	30,160
997052		Manager Child Development Center Jarboe, Michelle <i>This position is fully funded from restricted use sources.</i>	12	1.00	54,799
997933		Director Child Development Center Hoefer, Jillian <i>This position is fully funded from restricted use sources.</i>	12	1.00	76,027
997953		Preschool Teacher Bergkamp, Autumn <i>This position is fully funded from restricted use sources.</i>	12	1.00	37,107
997971		Preschool Teacher Harris, Brandy <i>This position is fully funded from restricted use sources.</i>	12	1.00	35,526
997972		Preschool Teacher Vacant <i>This position is fully funded from restricted use sources.</i>		1.00	34,299
998179		Preschool Teacher Martin, Jessica <i>This position is fully funded from restricted use sources.</i>	12	1.00	35,526
998376		Preschool Teacher Weiss, Misty <i>This position is fully funded from restricted use sources.</i>	12	1.00	36,525
998387		Preschool Teacher Lancaster, Angela <i>This position is fully funded from restricted use sources.</i>	12	1.00	46,010
<b>Total Unclassified Salaries</b>				<b>11.00</b>	<b>471,343</b>
<b>Total Unclassified Salaries by Fund</b>					
D10315	RU	Child Development Center		11.00	471,343

**W.S.U ANNUAL BUDGET**  
**101969 - Child Development Center**  
**For Fiscal Year 2025**

Account Code	Position Number	Name or Account Description	Months	2025 Adopted	
				Budget FTE	Amount
<b>Total Unclassified Salaries by Fund</b>				<b>11.00</b>	<b>471,343</b>
<b>STUDENT ASSISTANTS AND BENEFITS</b>					
1200		Student Salaries-Regular			330,200
1210		Student Salaries-WS-WSU Match			-
1760		State Leave Pymt Assessment			3,399
1830		Regents Retirement			37,153
1850		TIAA Disability			4,720
1911		Medicare			6,625
1912		OASDI			28,307
1750		Dependent Health Insurance			30,625
1950		Single Group Health Insurance			75,200
1970		Workers Compensation			1,291
1980		Unemployment Compensation			281
<b>Total Students and Fringe Benefits</b>					<b>517,801</b>
<b>Total Students and Fringe Benefits by Fund</b>					
D10315		RU Child Development Center			517,801
<b>Total Students and Fringe Benefits</b>					<b>517,801</b>
<b>Total Salaries and Fringe Benefits</b>				<b>11.00</b>	<b>989,144</b>
<b>Total Salaries and Fringe Benefits by Fund</b>					
D10315		RU Child Development Center		11.00	989,144
<b>Total Salaries and Fringe Benefits</b>				<b>11.00</b>	<b>989,144</b>
<b>OTHER OPERATING EXPENDITURES (OOE)</b>					
7C		Contractual Services			18,599
7F		Commodities			110,070
<b>Total OOE</b>					<b>128,669</b>
<b>Total OOE by Fund</b>					
D10315		RU Child Development Center			128,669
<b>Total OOE by Fund</b>					<b>128,669</b>
<b>Total FTE and Expenditures</b>				<b>11.00</b>	<b>1,117,813</b>
<b>Total FTE and Expenditures by Fund</b>					
D10315		RU Child Development Center		11.00	1,117,813
<b>Total FTE and Expenditures by Fund</b>				<b>11.00</b>	<b>1,117,813</b>



**W.S.U ANNUAL BUDGET**  
**101972 - WSU Crew**  
**For Fiscal Year 2025**

Account Code	Position Number	Name or Account Description	Months	2025 Adopted	
				Budget FTE	Amount
<b>USS SALARIES</b>					
<b>1000 USS Salaries-Permanent</b>					
<b>Total USS Salaries</b>				-	-
<b>Total USS Salaries by Fund</b>					
<b>Total USS Salaries by Fund</b>				-	-
<b>UNCLASSIFIED SALARIES</b>					
<b>1100 Unclassified Salaries-Permanent (Including 1105 - Stipend)</b>					
995170		Assistant Coach Tuck, Rachel	12	1.00	36,458
<i>This position is fully funded from restricted use sources.</i>					
997964		Head Coach Cupp, Calvin	12	1.00	59,604
<i>This position is fully funded from restricted use sources.</i>					
1110		Uncl-Salaries-Seasonal and Temp			-
<b>Total Unclassified Salaries</b>				<b>2.00</b>	<b>96,062</b>
<b>Total Unclassified Salaries by Fund</b>					
D10317		RU WSU Crew		2.00	96,062
<b>Total Unclassified Salaries by Fund</b>				<b>2.00</b>	<b>96,062</b>
<b>STUDENT ASSISTANTS AND BENEFITS</b>					
1200		Student Salaries-Regular			-
1760		State Leave Pymt Assessment			693
1830		Regents Retirement			8,166
1850		TIAA Disability			962
1911		Medicare			1,321
1912		OASDI			5,645
1750		Dependent Health Insurance			4,375
1950		Single Group Health Insurance			18,800
1970		Workers Compensation			263
1980		Unemployment Compensation			55
<b>Total Students and Fringe Benefits</b>					<b>40,280</b>
<b>Total Students and Fringe Benefits by Fund</b>					
D10317		RU WSU Crew			40,280
<b>Total Students and Fringe Benefits</b>					<b>40,280</b>
<b>Total Salaries and Fringe Benefits</b>				<b>2.00</b>	<b>136,342</b>
<b>Total Salaries and Fringe Benefits by Fund</b>					
D10317		RU WSU Crew		2.00	136,342
<b>Total Salaries and Fringe Benefits</b>				<b>2.00</b>	<b>136,342</b>
<b>OTHER OPERATING EXPENDITURES (OOE)</b>					
7C		Contractual Services			78,977
7F		Commodities			27,292
7H		Capital Outlay			2,000
7L		Grants Claims & Shared Revenue			-
<b>Total OOE</b>					<b>108,269</b>
<b>Total OOE by Fund</b>					
D10317		RU WSU Crew			108,269
<b>Total OOE by Fund</b>					<b>108,269</b>
<b>Total FTE and Expenditures</b>				<b>2.00</b>	<b>244,611</b>

**W.S.U ANNUAL BUDGET**  
**101972 - WSU Crew**  
**For Fiscal Year 2025**

Account Code	Position Number	Name or Account Description	Months	2025 Adopted	
				Budget FTE	Amount
<b>Total FTE and Expenditures by Fund</b>					
D10317	RU	WSU Crew		2.00	244,611
<b>Total FTE and Expenditures by Fund</b>				<b>2.00</b>	<b>244,611</b>

**W.S.U ANNUAL BUDGET  
101974 - HOPE Services  
For Fiscal Year 2025**

Account Code	Position Number	Name or Account Description	Months	2025 Adopted	
				Budget FTE	Amount
<b>USS SALARIES</b>					
<b>1000 USS Salaries-Permanent</b>					
<b>Total USS Salaries</b>				-	-
<b>Total USS Salaries by Fund</b>					
<b>Total USS Salaries by Fund</b>				-	-
<b>UNCLASSIFIED SALARIES</b>					
<b>1100 Unclassified Salaries-Permanent (Including 1105 - Stipend)</b>					
993789		Alcohol and Ohter Drugs (AOD) Programs Project Specialist Vacant		1.00	38,480
995121		Program Manager, Student Wellness Olson, Cora <i>This position is fully funded from restricted use sources.</i>	12	1.00	58,580
1140		Grad Assistants-Other			12,000
<b>Total Unclassified Salaries</b>				<b>2.00</b>	<b>109,060</b>
<b>Total Unclassified Salaries by Fund</b>					
A0003		GU State General Fund		1.00	38,480
D10322		RU HOPE Services		1.00	70,580
<b>Total Unclassified Salaries by Fund</b>				<b>2.00</b>	<b>109,060</b>
<b>STUDENT ASSISTANTS AND BENEFITS</b>					
1690		Shrinkage			(963)
1760		State Leave Pymt Assessment			787
1830		Regents Retirement			4,980
1850		TIAA Disability			971
1911		Medicare			1,403
1912		OASDI			5,996
1950		Single Group Health Insurance			9,400
1970		Workers Compensation			299
1980		Unemployment Compensation			67
<b>Total Students and Fringe Benefits</b>					<b>22,940</b>
<b>Total Students and Fringe Benefits by Fund</b>					
A0003		GU State General Fund			2,774
D10322		RU HOPE Services			20,166
<b>Total Students and Fringe Benefits</b>					<b>22,940</b>
<b>Total Salaries and Fringe Benefits</b>				<b>2.00</b>	<b>132,000</b>
<b>Total Salaries and Fringe Benefits by Fund</b>					
A0003		GU State General Fund		1.00	41,254
D10322		RU HOPE Services		1.00	90,746
<b>Total Salaries and Fringe Benefits</b>				<b>2.00</b>	<b>132,000</b>
<b>OTHER OPERATING EXPENDITURES (OOE)</b>					
7C		Contractual Services			15,361
7F		Commodities			2,000
7H		Capital Outlay			1,000
<b>Total OOE</b>					<b>18,361</b>
<b>Total OOE by Fund</b>					
D10322		RU HOPE Services			18,361
<b>Total OOE by Fund</b>					<b>18,361</b>
<b>Total FTE and Expenditures</b>				<b>2.00</b>	<b>150,361</b>

**W.S.U ANNUAL BUDGET  
101974 - HOPE Services  
For Fiscal Year 2025**

Account Code	Position Number	Name or Account Description	Months	2025 Adopted	
				Budget FTE	Amount
<b>Total FTE and Expenditures by Fund</b>					
A0003		GU State General Fund		1.00	41,254
D10322		RU HOPE Services		1.00	109,107
<b>Total FTE and Expenditures by Fund</b>				<b>2.00</b>	<b>150,361</b>

**W.S.U ANNUAL BUDGET**  
**101980 - Student Conduct and Comm Standards**  
**For Fiscal Year 2025**

Account Code	Position Number	Name or Account Description	Months	2025 Adopted	
				Budget FTE	Amount
<b>USS SALARIES</b>					
<b>1000 USS Salaries-Permanent</b>					
<b>Total USS Salaries</b>				-	-
<b>Total USS Salaries by Fund</b>					
<b>Total USS Salaries by Fund</b>				-	-
<b>UNCLASSIFIED SALARIES</b>					
<b>1100 Unclassified Salaries-Permanent (Including 1105 - Stipend)</b>					
	991498	Director Student Conduct and Community Standards Wilson, Kyle	12	1.00	71,396
	994362	Assistant Director for Student Conduct and Community Standards Vacant		1.00	56,000
	1140	Grad Assistants-Other			12,500
<b>Total Unclassified Salaries</b>				<b>2.00</b>	<b>139,896</b>
<b>Total Unclassified Salaries by Fund</b>					
	A0003	GU State General Fund		2.00	127,396
	A2000	GU General Fees Fund		-	12,500
<b>Total Unclassified Salaries by Fund</b>				<b>2.00</b>	<b>139,896</b>
<b>STUDENT ASSISTANTS AND BENEFITS</b>					
	1690	Shrinkage			(3,826)
	1760	State Leave Pymt Assessment			1,009
	1830	Regents Retirement			6,069
	1850	TIAA Disability			1,274
	1911	Medicare			1,834
	1912	OASDI			7,840
	1950	Single Group Health Insurance			9,400
	1970	Workers Compensation			383
	1980	Unemployment Compensation			85
<b>Total Students and Fringe Benefits</b>					<b>24,068</b>
<b>Total Students and Fringe Benefits by Fund</b>					
	A0003	GU State General Fund			24,223
	A2000	GU General Fees Fund			(155)
<b>Total Students and Fringe Benefits</b>					<b>24,068</b>
<b>Total Salaries and Fringe Benefits</b>				<b>2.00</b>	<b>163,964</b>
<b>Total Salaries and Fringe Benefits by Fund</b>					
	A0003	GU State General Fund		2.00	151,619
	A2000	GU General Fees Fund		-	12,345
<b>Total Salaries and Fringe Benefits</b>				<b>2.00</b>	<b>163,964</b>
<b>OTHER OPERATING EXPENDITURES (OOE)</b>					
	7C	Contractual Services			17,336
	7F	Commodities			1,975
	7H	Capital Outlay			700
	7L	Grants Claims & Shared Revenue			6,000
<b>Total OOE</b>					<b>26,011</b>
<b>Total OOE by Fund</b>					
	A2000	GU General Fees Fund			26,011
<b>Total OOE by Fund</b>					<b>26,011</b>
<b>Total FTE and Expenditures</b>				<b>2.00</b>	<b>189,975</b>

**W.S.U ANNUAL BUDGET**  
**101980 - Student Conduct and Comm Standards**  
**For Fiscal Year 2025**

Account Code	Position Number	Name or Account Description	Months	2025 Adopted	
				Budget FTE	Amount
<b>Total FTE and Expenditures by Fund</b>					
A0003		GU State General Fund		2.00	151,619
A2000		GU General Fees Fund		-	38,356
<b>Total FTE and Expenditures by Fund</b>				<b>2.00</b>	<b>189,975</b>

**W.S.U ANNUAL BUDGET  
101982 - Campus Recreation  
For Fiscal Year 2025**

Account Code	Position Number	Name or Account Description	Months	2025 Adopted	
				Budget FTE	Amount
<b>USS SALARIES</b>					
<b>1000 USS Salaries-Permanent</b>					
<b>Total USS Salaries</b>				-	-
<b>Total USS Salaries by Fund</b>					
<b>Total USS Salaries by Fund</b>				-	-
<b>UNCLASSIFIED SALARIES</b>					
<b>1100 Unclassified Salaries-Permanent (Including 1105 - Stipend)</b>					
993251		Associate Director Programming Albers, Elizabeth	12	1.00	53,530
<i>This position is fully funded from restricted use sources.</i>					
997606		Sports Program Coordinator Koehler, Trenton	12	1.00	41,033
<i>This position is fully funded from restricted use sources.</i>					
997680		Director Campus Recreation Lee, John	12	1.00	83,319
<i>This position is fully funded from restricted use sources.</i>					
998016		Communications and Marketing Specialist Young, Laura	12	1.00	48,021
<i>This position is fully funded from restricted use sources.</i>					
998043		Associate Director Campus Recreation Facilities Mosa, Karolina	12	1.00	54,799
<i>This position is fully funded from restricted use sources.</i>					
1110	Uncl-Salaries-Seasonal and Temp				22,627
<b>Total Unclassified Salaries</b>				<b>5.00</b>	<b>303,329</b>
<b>Total Unclassified Salaries by Fund</b>					
D10320	RU Campus Rec -Business Operations				5.00 280,702
D10882	RU Campus Recreation - Aquatics				- 5,000
D10883	RU Campus Recreation - Facilities				- 2,000
D10884	RU Campus Rec - Fitness & Wellness				- 13,255
D10886	RU Campus Recreation - Intramurals				- 2,000
D10887	RU Campus Recreation - Rentals				- 372
<b>Total Unclassified Salaries by Fund</b>				<b>5.00</b>	<b>303,329</b>
<b>STUDENT ASSISTANTS AND BENEFITS</b>					
1200	Student Salaries-Regular				336,619
1210	Student Salaries-WS-WSU Match				7,500
1220	Student Sal-Workstudy Federal				-
1760	State Leave Pymt Assessment				2,188
1830	Regents Retirement				23,862
1850	TIAA Disability				2,810
1911	Medicare				4,316
1912	OASDI				18,441
1750	Dependent Health Insurance				17,500
1950	Single Group Health Insurance				47,000
1970	Workers Compensation				835
1980	Unemployment Compensation				185
<b>Total Students and Fringe Benefits</b>				<b>461,256</b>	
<b>Total Students and Fringe Benefits by Fund</b>					
D10320	RU Campus Rec -Business Operations				115,157
D10882	RU Campus Recreation - Aquatics				58,289

**W.S.U ANNUAL BUDGET**  
**101982 - Campus Recreation**  
**For Fiscal Year 2025**

Account Code	Position Number	Name or Account Description	Months	2025 Adopted	
				Budget FTE	Amount
D10883		RU Campus Recreation - Facilities			181,191
D10884		RU Campus Rec - Fitness & Wellness			27,156
D10885		RU Campus Rec - Graphics Marketing			21,183
D10886		RU Campus Recreation - Intramurals			38,244
D10887		RU Campus Recreation - Rentals			20,036
R40041		Federal Work Study Program			-
<b>Total Students and Fringe Benefits</b>					<b>461,256</b>
<b>Total Salaries and Fringe Benefits</b>				<b>5.00</b>	<b>764,585</b>
<b>Total Salaries and Fringe Benefits by Fund</b>					
D10320		RU Campus Rec -Business Operations		5.00	395,859
D10882		RU Campus Recreation - Aquatics		-	63,289
D10883		RU Campus Recreation - Facilities		-	183,191
D10884		RU Campus Rec - Fitness & Wellness		-	40,411
D10885		RU Campus Rec - Graphics Marketing		-	21,183
D10886		RU Campus Recreation - Intramurals		-	40,244
D10887		RU Campus Recreation - Rentals		-	20,408
R40041		Federal Work Study Program		-	-
<b>Total Salaries and Fringe Benefits</b>				<b>5.00</b>	<b>764,585</b>
<b>OTHER OPERATING EXPENDITURES (OOE)</b>					
7C		Contractual Services			77,257
7F		Commodities			122,403
7H		Capital Outlay			36,846
7L		Grants Claims & Shared Revenue			2,000
7V		Miscellaneous Non Expense			2,500
<b>Total OOE</b>					<b>241,006</b>
<b>Total OOE by Fund</b>					
D10320		RU Campus Rec -Business Operations			133,659
D10882		RU Campus Recreation - Aquatics			7,814
D10883		RU Campus Recreation - Facilities			34,485
D10884		RU Campus Rec - Fitness & Wellness			4,569
D10885		RU Campus Rec - Graphics Marketing			8,088
D10886		RU Campus Recreation - Intramurals			19,640
D10887		RU Campus Recreation - Rentals			32,751
<b>Total OOE by Fund</b>					<b>241,006</b>
<b>Total FTE and Expenditures</b>				<b>5.00</b>	<b>1,005,591</b>
<b>Total FTE and Expenditures by Fund</b>					
D10320		RU Campus Rec -Business Operations		5.00	529,518
D10882		RU Campus Recreation - Aquatics		-	71,103
D10883		RU Campus Recreation - Facilities		-	217,676
D10884		RU Campus Rec - Fitness & Wellness		-	44,980
D10885		RU Campus Rec - Graphics Marketing		-	29,271
D10886		RU Campus Recreation - Intramurals		-	59,884
D10887		RU Campus Recreation - Rentals		-	53,159
R40041		Federal Work Study Program		-	-
<b>Total FTE and Expenditures by Fund</b>				<b>5.00</b>	<b>1,005,591</b>



**W.S.U ANNUAL BUDGET  
102399 - Health & Wellness  
For Fiscal Year 2025**

Account Code	Position Number	Name or Account Description	Months	2025 Adopted	
				Budget FTE	Amount
<b>USS SALARIES</b>					
<b>1000 USS Salaries-Permanent</b>					
<b>Total USS Salaries</b>				-	-
<b>Total USS Salaries by Fund</b>					
<b>Total USS Salaries by Fund</b>				-	-
<b>UNCLASSIFIED SALARIES</b>					
<b>1100 Unclassified Salaries-Permanent (Including 1105 - Stipend)</b>					
<b>Total Unclassified Salaries</b>				-	-
<b>Total Unclassified Salaries by Fund</b>					
<b>Total Unclassified Salaries by Fund</b>				-	-
<b>STUDENT ASSISTANTS AND BENEFITS</b>					
<b>Total Students and Fringe Benefits</b>				-	-
<b>Total Students and Fringe Benefits by Fund</b>					
<b>Total Students and Fringe Benefits</b>				-	-
<b>Total Salaries and Fringe Benefits</b>				-	-
<b>Total Salaries and Fringe Benefits by Fund</b>					
<b>Total Salaries and Fringe Benefits</b>				-	-
<b>OTHER OPERATING EXPENDITURES (OOE)</b>					
7C Contractual Services				2,505,763	
<b>Total OOE</b>				<b>2,505,763</b>	
<b>Total OOE by Fund</b>					
A2000		GU General Fees Fund		11,104	
D11268		RU Health & Wellness		2,494,659	
<b>Total OOE by Fund</b>				<b>2,505,763</b>	
<b>Total FTE and Expenditures</b>				-	<b>2,505,763</b>
<b>Total FTE and Expenditures by Fund</b>					
A2000		GU General Fees Fund		-	11,104
D11268		RU Health & Wellness		-	2,494,659
<b>Total FTE and Expenditures by Fund</b>				-	<b>2,505,763</b>

**W.S.U ANNUAL BUDGET**  
**101991 - Campus Recreation Capital Equipment**  
**For Fiscal Year 2025**

Account Code	Position Number	Name or Account Description	Months	2025 Adopted	
				Budget FTE	Amount
<b>USS SALARIES</b>					
<b>1000 USS Salaries-Permanent</b>					
<b>Total USS Salaries</b>				-	-
<b>Total USS Salaries by Fund</b>					
<b>Total USS Salaries by Fund</b>				-	-
<b>UNCLASSIFIED SALARIES</b>					
<b>1100 Unclassified Salaries-Permanent (Including 1105 - Stipend)</b>					
<b>Total Unclassified Salaries</b>				-	-
<b>Total Unclassified Salaries by Fund</b>					
<b>Total Unclassified Salaries by Fund</b>				-	-
<b>STUDENT ASSISTANTS AND BENEFITS</b>					
<b>Total Students and Fringe Benefits</b>				-	-
<b>Total Students and Fringe Benefits by Fund</b>					
<b>Total Students and Fringe Benefits</b>				-	-
<b>Total Salaries and Fringe Benefits</b>				-	-
<b>Total Salaries and Fringe Benefits by Fund</b>					
<b>Total Salaries and Fringe Benefits</b>				-	-
<b>OTHER OPERATING EXPENDITURES (OOE)</b>					
7C Contractual Services				5,000	
7H Capital Outlay				20,000	
<b>Total OOE</b>				<b>25,000</b>	
<b>Total OOE by Fund</b>					
D10323	RU	Campus Recreation Capital Equip		25,000	
<b>Total OOE by Fund</b>				<b>25,000</b>	
<b>Total FTE and Expenditures</b>				-	<b>25,000</b>
<b>Total FTE and Expenditures by Fund</b>					
D10323	RU	Campus Recreation Capital Equip		-	25,000
<b>Total FTE and Expenditures by Fund</b>				-	<b>25,000</b>

**W.S.U ANNUAL BUDGET  
101994 - Fine Arts Programming  
For Fiscal Year 2025**

Account Code	Position Number	Name or Account Description	Months	2025 Adopted	
				Budget FTE	Amount
<b>USS SALARIES</b>					
<b>1000 USS Salaries-Permanent</b>					
<b>Total USS Salaries</b>				-	-
<b>Total USS Salaries by Fund</b>					
<b>Total USS Salaries by Fund</b>				-	-
<b>UNCLASSIFIED SALARIES</b>					
<b>1100 Unclassified Salaries-Permanent (Including 1105 - Stipend)</b>					
<b>Total Unclassified Salaries</b>				-	-
<b>Total Unclassified Salaries by Fund</b>					
<b>Total Unclassified Salaries by Fund</b>				-	-
<b>STUDENT ASSISTANTS AND BENEFITS</b>					
<b>Total Students and Fringe Benefits</b>				-	-
<b>Total Students and Fringe Benefits by Fund</b>					
<b>Total Students and Fringe Benefits</b>				-	-
<b>Total Salaries and Fringe Benefits</b>				-	-
<b>Total Salaries and Fringe Benefits by Fund</b>					
<b>Total Salaries and Fringe Benefits</b>				-	-
<b>OTHER OPERATING EXPENDITURES (OOE)</b>					
7Z Transfers Out				50,941	
<b>Total OOE</b>				<b>50,941</b>	
<b>Total OOE by Fund</b>					
D10780		RU Fine Arts Programming		50,941	
<b>Total OOE by Fund</b>				<b>50,941</b>	
<b>Total FTE and Expenditures</b>				-	<b>50,941</b>
<b>Total FTE and Expenditures by Fund</b>					
D10780		RU Fine Arts Programming		-	50,941
<b>Total FTE and Expenditures by Fund</b>				-	<b>50,941</b>

**W.S.U ANNUAL BUDGET  
101999 - SGA Scholarships  
For Fiscal Year 2025**

Account Code	Position Number	Name or Account Description	Months	2025 Adopted	
				Budget FTE	Amount
<b>USS SALARIES</b>					
<b>1000 USS Salaries-Permanent</b>					
<b>Total USS Salaries</b>				-	-
<b>Total USS Salaries by Fund</b>					
<b>Total USS Salaries by Fund</b>				-	-
<b>UNCLASSIFIED SALARIES</b>					
<b>1100 Unclassified Salaries-Permanent (Including 1105 - Stipend)</b>					
<b>Total Unclassified Salaries</b>				-	-
<b>Total Unclassified Salaries by Fund</b>					
<b>Total Unclassified Salaries by Fund</b>				-	-
<b>STUDENT ASSISTANTS AND BENEFITS</b>					
<b>Total Students and Fringe Benefits</b>				-	-
<b>Total Students and Fringe Benefits by Fund</b>					
<b>Total Students and Fringe Benefits</b>				-	-
<b>Total Salaries and Fringe Benefits</b>				-	-
<b>Total Salaries and Fringe Benefits by Fund</b>					
<b>Total Salaries and Fringe Benefits</b>				-	-
<b>OTHER OPERATING EXPENDITURES (OOE)</b>					
7L Grants Claims & Shared Revenue				44,500	
<b>Total OOE</b>				<b>44,500</b>	
<b>Total OOE by Fund</b>					
D10289	RU	International Scholarships		15,000	
D11340	RU	SGA General Scholarships		10,000	
D11579	RU	EOF McKinney-Vento Scholarship		6,000	
D11580	RU	Domestic Student Hardship Fund		-	
D11581	RU	Lambda Pi Upsilon C.H.I. SCH		-	
D11598	RU	EOF Dreamer Scholarship		3,500	
D11610	RU	EOF Int'l Student Hardship Fund		10,000	
<b>Total OOE by Fund</b>				<b>44,500</b>	
<b>Total FTE and Expenditures</b>				-	<b>44,500</b>
<b>Total FTE and Expenditures by Fund</b>					
D10289	RU	International Scholarships		-	15,000
D11340	RU	SGA General Scholarships		-	10,000
D11579	RU	EOF McKinney-Vento Scholarship		-	6,000
D11580	RU	Domestic Student Hardship Fund		-	-
D11581	RU	Lambda Pi Upsilon C.H.I. SCH		-	-
D11598	RU	EOF Dreamer Scholarship		-	3,500
D11610	RU	EOF Int'l Student Hardship Fund		-	10,000
<b>Total FTE and Expenditures by Fund</b>				-	<b>44,500</b>

**W.S.U ANNUAL BUDGET**  
**102532 - EOF - Study Abroad Scholarships**  
**For Fiscal Year 2025**

Account Code	Position Number	Name or Account Description	Months	2025 Adopted	
				Budget FTE	Amount
<b>USS SALARIES</b>					
<b>1000 USS Salaries-Permanent</b>					
<b>Total USS Salaries</b>				-	-
<b>Total USS Salaries by Fund</b>					
<b>Total USS Salaries by Fund</b>				-	-
<b>UNCLASSIFIED SALARIES</b>					
<b>1100 Unclassified Salaries-Permanent (Including 1105 - Stipend)</b>					
<b>Total Unclassified Salaries</b>				-	-
<b>Total Unclassified Salaries by Fund</b>					
<b>Total Unclassified Salaries by Fund</b>				-	-
<b>STUDENT ASSISTANTS AND BENEFITS</b>					
<b>Total Students and Fringe Benefits</b>				-	-
<b>Total Students and Fringe Benefits by Fund</b>					
<b>Total Students and Fringe Benefits</b>				-	-
<b>Total Salaries and Fringe Benefits</b>				-	-
<b>Total Salaries and Fringe Benefits by Fund</b>					
<b>Total Salaries and Fringe Benefits</b>				-	-
<b>OTHER OPERATING EXPENDITURES (OOE)</b>					
7L Grants Claims & Shared Revenue				10,000	
<b>Total OOE</b>				<b>10,000</b>	
<b>Total OOE by Fund</b>					
D11567 RU EOF-Study Abroad Scholarship				10,000	
<b>Total OOE by Fund</b>				<b>10,000</b>	
<b>Total FTE and Expenditures</b>				-	<b>10,000</b>
<b>Total FTE and Expenditures by Fund</b>					
D11567 RU EOF-Study Abroad Scholarship				-	10,000
<b>Total FTE and Expenditures by Fund</b>				-	<b>10,000</b>

**W.S.U ANNUAL BUDGET**  
**108100 - Student Health Services**  
**For Fiscal Year 2025**

Account Code	Position Number	Name or Account Description	Months	2025 Adopted	
				Budget FTE	Amount
<b>USS SALARIES</b>					
<b>1000 USS Salaries-Permanent</b>					
	999474	Medical Administrative Specialist Vermillion, Kimberly	12	0.50	21,538
		<i>This position is fully funded from restricted use sources.</i>			
	1020	USS Salaries-OT		-	-
		<b>Total USS Salaries</b>		<b>0.50</b>	<b>21,538</b>
<b>Total USS Salaries by Fund</b>					
D10303		RU Student Health		-	-
D11838		RU SWC Business Operations		0.50	21,538
		<b>Total USS Salaries by Fund</b>		<b>0.50</b>	<b>21,538</b>
<b>UNCLASSIFIED SALARIES</b>					
<b>1100 Unclassified Salaries-Permanent (Including 1105 - Stipend)</b>					
	991159	Physician Vaughn, Delane	12	0.50	98,349
		<i>This position is fully funded from restricted use sources.</i>			
	993402	Registered Nurse, Infection Prevention and Control Campos, Jennifer	12	1.00	71,500
		<i>This position is fully funded from restricted use sources.</i>			
	993403	Advanced Practice Provider, Lead Thurber, Krista	12	1.00	108,400
		<i>This position is fully funded from restricted use sources.</i>			
	993507	Physician Assistant Fisher, Margaret	12	0.50	46,602
		<i>This position is fully funded from restricted use sources.</i>			
	994005	Registered Nurse Silva, Kimberly	12	1.00	57,782
		<i>This position is fully funded from restricted use sources.</i>			
	994020	Registered Nurse Bonner, Mikela	12	1.00	58,157
		<i>This position is fully funded from restricted use sources.</i>			
	994397	Clinic Office Manager Rowan, Samantha	12	1.00	48,859
		<i>This position is fully funded from restricted use sources.</i>			
	995110	Nurse Practitioner Cowan, Sara	12	0.50	46,602
		<i>This position is fully funded from restricted use sources.</i>			
	997072	Nurse Practitioner Werth, Belinda	12	0.80	76,960
		<i>This position is fully funded from restricted use sources.</i>			
	997835	Nurse Practitioner Walker, Cynthia	12	0.50	46,602
		<i>This position is fully funded from restricted use sources.</i>			
	998094	Medical Receptionist Lima, Angelica	12	1.00	34,154
		<i>This position is fully funded from restricted use sources.</i>			
	998150	Nurse Practitioner			

**W.S.U ANNUAL BUDGET**  
**108100 - Student Health Services**  
**For Fiscal Year 2025**

Account Code	Position Number	Name or Account Description	Months	2025 Adopted	
				Budget FTE	Amount
		Wiebe, Lisa	12	0.50	48,100
		<i>This position is fully funded from restricted use sources.</i>			
	998319	Director Student Health Stafford, Heather	12	1.00	87,997
	998847	Billing and Coding Specialist Palmer, Brandee	12	1.00	55,994
		<i>This position is fully funded from restricted use sources.</i>			
	999284	Registered Nurse Descartes, Michelle	12	0.50	30,701
		<i>This position is fully funded from restricted use sources.</i>			
	999488	Administrative Specialist Gutierrez, Kimberly	12	1.00	40,976
		<i>This position is fully funded from restricted use sources.</i>			
	1110	Uncl-Salaries-Seasonal and Temp			90,000
	1115	Unclassified Salaries-Add'l Comp			5,000
	1160	Unclass Sal-OT/Comp/AHR			200
		<b>Total Unclassified Salaries</b>		<b>12.80</b>	<b>1,052,936</b>
		<b>Total Unclassified Salaries by Fund</b>			
	A0003	GU State General Fund		1.00	87,997
	A2000	GU General Fees Fund		-	-
	D10303	RU Student Health		7.80	759,856
	D11838	RU SWC Business Operations		4.00	205,082
		<b>Total Unclassified Salaries by Fund</b>		<b>12.80</b>	<b>1,052,936</b>
<b>STUDENT ASSISTANTS AND BENEFITS</b>					
	1200	Student Salaries-Regular			70,000
	1210	Student Salaries-WS-WSU Match			-
	1690	Shrinkage			(2,684)
	1760	State Leave Pymt Assessment			7,747
	1810	KPERS Retirement			7,140
	1830	Regents Retirement			78,376
	1850	TIAA Disability			9,852
	1911	Medicare			15,155
	1912	OASDI			64,774
	1750	Dependent Health Insurance			20,039
	1950	Single Group Health Insurance			105,824
	1970	Workers Compensation			2,945
	1980	Unemployment Compensation			639
		<b>Total Students and Fringe Benefits</b>			<b>379,807</b>
		<b>Total Students and Fringe Benefits by Fund</b>			
	A0003	GU State General Fund			27,014
	A2000	GU General Fees Fund			-
	D10303	RU Student Health			260,739
	D11838	RU SWC Business Operations			92,054
		<b>Total Students and Fringe Benefits</b>			<b>379,807</b>
		<b>Total Salaries and Fringe Benefits</b>		<b>13.30</b>	<b>1,454,281</b>
		<b>Total Salaries and Fringe Benefits by Fund</b>			
	A0003	GU State General Fund		1.00	115,011
	A2000	GU General Fees Fund		-	-
	D10303	RU Student Health		7.80	1,020,595
	D11838	RU SWC Business Operations		4.50	318,675
		<b>Total Salaries and Fringe Benefits</b>		<b>13.30</b>	<b>1,454,281</b>
<b>OTHER OPERATING EXPENDITURES (OE)</b>					
	7C	Contractual Services			211,956

**W.S.U ANNUAL BUDGET**  
**108100 - Student Health Services**  
**For Fiscal Year 2025**

Account Code	Position Number	Name or Account Description	Months	2025 Adopted	
				Budget FTE	Amount
		7F Commodities			94,479
		7H Capital Outlay			6,250
		7V Miscellaneous Non Expense			100
		7Z Transfers Out			360,000
		<b>Total OOE</b>			<b>672,785</b>
<b>Total OOE by Fund</b>					
	D10303	RU Student Health			666,149
	D11838	RU SWC Business Operations			3,636
	D19311	RU Student Health Services - Vendin			3,000
		<b>Total OOE by Fund</b>			<b>672,785</b>
<b>Total FTE and Expenditures</b>				<b>13.30</b>	<b>2,127,066</b>
<b>Total FTE and Expenditures by Fund</b>					
	A0003	GU State General Fund		1.00	115,011
	A2000	GU General Fees Fund		-	-
	D10303	RU Student Health		7.80	1,686,744
	D11838	RU SWC Business Operations		4.50	322,311
	D19311	RU Student Health Services - Vendin		-	3,000
		<b>Total FTE and Expenditures by Fund</b>		<b>13.30</b>	<b>2,127,066</b>



**W.S.U ANNUAL BUDGET**  
**101975 - Military and Veteran Student Center**  
**For Fiscal Year 2025**

Account Code	Position Number	Name or Account Description	Months	2025 Adopted	
				Budget FTE	Amount
<b>USS SALARIES</b>					
<b>1000 USS Salaries-Permanent</b>					
<b>Total USS Salaries</b>				-	-
<b>Total USS Salaries by Fund</b>					
<b>Total USS Salaries by Fund</b>				-	-
<b>UNCLASSIFIED SALARIES</b>					
<b>1100 Unclassified Salaries-Permanent (Including 1105 - Stipend)</b>					
997061		Manager Military and Veterans Services Burks, Larry	12	1.00	52,613
997449		Military Education Specialist Marzolf, Brady	12	1.00	50,478
1115		Unclassified Salaries-Add'l Comp			2,500
<b>Total Unclassified Salaries</b>				<b>2.00</b>	<b>105,591</b>
<b>Total Unclassified Salaries by Fund</b>					
A0003		GU State General Fund		1.00	52,613
A2000		GU General Fees Fund		1.00	52,978
<b>Total Unclassified Salaries by Fund</b>				<b>2.00</b>	<b>105,591</b>
<b>STUDENT ASSISTANTS AND BENEFITS</b>					
1200		Student Salaries-Regular			8,750
1690		Shrinkage			(3,060)
1760		State Leave Pymt Assessment			761
1830		Regents Retirement			8,977
1850		TIAA Disability			1,057
1911		Medicare			1,524
1912		OASDI			6,514
1950		Single Group Health Insurance			9,400
1970		Workers Compensation			289
1980		Unemployment Compensation			64
<b>Total Students and Fringe Benefits</b>					<b>34,276</b>
<b>Total Students and Fringe Benefits by Fund</b>					
A0003		GU State General Fund			8,162
A2000		GU General Fees Fund			24,364
D10282		RU Veteran's Certification			1,750
<b>Total Students and Fringe Benefits</b>					<b>34,276</b>
<b>Total Salaries and Fringe Benefits</b>				<b>2.00</b>	<b>139,867</b>
<b>Total Salaries and Fringe Benefits by Fund</b>					
A0003		GU State General Fund		1.00	60,775
A2000		GU General Fees Fund		1.00	77,342
D10282		RU Veteran's Certification		-	1,750
<b>Total Salaries and Fringe Benefits</b>				<b>2.00</b>	<b>139,867</b>
<b>OTHER OPERATING EXPENDITURES (OOE)</b>					
7C		Contractual Services			25,150
7F		Commodities			5,000
7H		Capital Outlay			4,500
<b>Total OOE</b>					<b>34,650</b>
<b>Total OOE by Fund</b>					
A2000		GU General Fees Fund			13,450
D10282		RU Veteran's Certification			7,750

**W.S.U ANNUAL BUDGET**  
**101975 - Military and Veteran Student Center**  
**For Fiscal Year 2025**

Account Code	Position Number	Name or Account Description	Months	2025 Adopted	
				Budget FTE	Amount
	D10686	RU Military & Veteran Student Ctr			13,450
		<b>Total OOE by Fund</b>			<b>34,650</b>
		<b>Total FTE and Expenditures</b>		<b>2.00</b>	<b>174,517</b>
<b>Total FTE and Expenditures by Fund</b>					
	A0003	GU State General Fund		1.00	60,775
	A2000	GU General Fees Fund		1.00	90,792
	D10282	RU Veteran's Certification		-	9,500
	D10686	RU Military & Veteran Student Ctr		-	13,450
		<b>Total FTE and Expenditures by Fund</b>		<b>2.00</b>	<b>174,517</b>

**W.S.U ANNUAL BUDGET**  
**102217 - Student Affairs Staff Engagement**  
**For Fiscal Year 2025**

Account Code	Position Number	Name or Account Description	Months	2025 Adopted	
				Budget FTE	Amount
<b>USS SALARIES</b>					
<b>1000 USS Salaries-Permanent</b>					
<b>Total USS Salaries</b>				-	-
<b>Total USS Salaries by Fund</b>					
<b>Total USS Salaries by Fund</b>				-	-
<b>UNCLASSIFIED SALARIES</b>					
<b>1100 Unclassified Salaries-Permanent (Including 1105 - Stipend)</b>					
	991509	Assessment and Retention Coordinator Bibbs, Jordyn	12	1.00	40,400
	1140	Grad Assistants-Other			10,500
<b>Total Unclassified Salaries</b>				<b>1.00</b>	<b>50,900</b>
<b>Total Unclassified Salaries by Fund</b>					
	A0003	GU State General Fund		1.00	40,400
	A2000	GU General Fees Fund		-	-
	D11596	RU Leadership Strengths		-	10,500
<b>Total Unclassified Salaries by Fund</b>				<b>1.00</b>	<b>50,900</b>
<b>STUDENT ASSISTANTS AND BENEFITS</b>					
	1690	Shrinkage			(1,302)
	1760	State Leave Pymt Assessment			367
	1830	Regents Retirement			3,435
	1850	TIAA Disability			404
	1911	Medicare			572
	1912	OASDI			2,446
	1950	Single Group Health Insurance			9,400
	1970	Workers Compensation			140
	1980	Unemployment Compensation			31
<b>Total Students and Fringe Benefits</b>					<b>15,493</b>
<b>Total Students and Fringe Benefits by Fund</b>					
	A0003	GU State General Fund			15,381
	A2000	GU General Fees Fund			-
	D11596	RU Leadership Strengths			112
<b>Total Students and Fringe Benefits</b>					<b>15,493</b>
<b>Total Salaries and Fringe Benefits</b>				<b>1.00</b>	<b>66,393</b>
<b>Total Salaries and Fringe Benefits by Fund</b>					
	A0003	GU State General Fund		1.00	55,781
	A2000	GU General Fees Fund		-	-
	D11596	RU Leadership Strengths		-	10,612
<b>Total Salaries and Fringe Benefits</b>				<b>1.00</b>	<b>66,393</b>
<b>OTHER OPERATING EXPENDITURES (OOE)</b>					
	7C	Contractual Services			23,250
	7F	Commodities			27,538
	7L	Grants Claims & Shared Revenue			3,600
<b>Total OOE</b>					<b>54,388</b>
<b>Total OOE by Fund</b>					
	D11596	RU Leadership Strengths			44,388
	D11866	RU Staff Engagement Committee			10,000
<b>Total OOE by Fund</b>					<b>54,388</b>
<b>Total FTE and Expenditures</b>				<b>1.00</b>	<b>120,781</b>

**W.S.U ANNUAL BUDGET**  
**102217 - Student Affairs Staff Engagement**  
**For Fiscal Year 2025**

Account Code	Position Number	Name or Account Description	Months	2025 Adopted	
				Budget FTE	Amount
<b>Total FTE and Expenditures by Fund</b>					
A0003		GU State General Fund		1.00	55,781
A2000		GU General Fees Fund		-	-
D11596		RU Leadership Strengths		-	55,000
D11866		RU Staff Engagement Committee		-	10,000
<b>Total FTE and Expenditures by Fund</b>				<b>1.00</b>	<b>120,781</b>

**W.S.U ANNUAL BUDGET  
102216 - Tilford Commission  
For Fiscal Year 2025**

Account Code	Position Number	Name or Account Description	Months	2025 Adopted	
				Budget FTE	Amount
<b>USS SALARIES</b>					
<b>1000 USS Salaries-Permanent</b>					
<b>Total USS Salaries</b>				-	-
<b>Total USS Salaries by Fund</b>					
<b>Total USS Salaries by Fund</b>				-	-
<b>UNCLASSIFIED SALARIES</b>					
<b>1100 Unclassified Salaries-Permanent (Including 1105 - Stipend)</b>					
<b>Total Unclassified Salaries</b>				-	-
<b>Total Unclassified Salaries by Fund</b>					
<b>Total Unclassified Salaries by Fund</b>				-	-
<b>STUDENT ASSISTANTS AND BENEFITS</b>					
<b>Total Students and Fringe Benefits</b>				-	-
<b>Total Students and Fringe Benefits by Fund</b>					
<b>Total Students and Fringe Benefits</b>				-	-
<b>Total Salaries and Fringe Benefits</b>				-	-
<b>Total Salaries and Fringe Benefits by Fund</b>					
<b>Total Salaries and Fringe Benefits</b>				-	-
<b>OTHER OPERATING EXPENDITURES (OOE)</b>					
7C Contractual Services				8,154	
7F Commodities				2,300	
<b>Total OOE</b>				<b>10,454</b>	
<b>Total OOE by Fund</b>					
D11565 RU Tilford Commission				10,454	
<b>Total OOE by Fund</b>				<b>10,454</b>	
<b>Total FTE and Expenditures</b>				-	<b>10,454</b>
<b>Total FTE and Expenditures by Fund</b>					
D11565 RU Tilford Commission				-	10,454
<b>Total FTE and Expenditures by Fund</b>				-	<b>10,454</b>

**W.S.U ANNUAL BUDGET**  
**102420 - ROTC**  
**For Fiscal Year 2025**

Account Code	Position Number	Name or Account Description	Months	2025 Adopted	
				Budget FTE	Amount
<b>USS SALARIES</b>					
<b>1000 USS Salaries-Permanent</b>					
<b>Total USS Salaries</b>				-	-
<b>Total USS Salaries by Fund</b>					
<b>Total USS Salaries by Fund</b>				-	-
<b>UNCLASSIFIED SALARIES</b>					
<b>1100 Unclassified Salaries-Permanent (Including 1105 - Stipend)</b>					
993028		Administrative Specialist Vacant		1.00	38,730
<i>\$30,031 of this position is funded from restricted use sources.</i>					
1190		Unclassified Salaries-Vacation			2,500
<b>Total Unclassified Salaries</b>				<b>1.00</b>	<b>41,230</b>
<b>Total Unclassified Salaries by Fund</b>					
A2000		GU General Fees Fund		0.22	8,699
D11531		Army ROTC		0.78	32,531
<b>Total Unclassified Salaries by Fund</b>				<b>1.00</b>	<b>41,230</b>
<b>STUDENT ASSISTANTS AND BENEFITS</b>					
1690		Shrinkage			(218)
1760		State Leave Pymt Assessment			280
1830		Regents Retirement			-
1850		TIAA Disability			388
1911		Medicare			563
1912		OASDI			2,402
1970		Workers Compensation			106
1980		Unemployment Compensation			25
<b>Total Students and Fringe Benefits</b>					<b>3,546</b>
<b>Total Students and Fringe Benefits by Fund</b>					
A2000		GU General Fees Fund			629
D11531		Army ROTC			2,917
<b>Total Students and Fringe Benefits</b>					<b>3,546</b>
<b>Total Salaries and Fringe Benefits</b>				<b>1.00</b>	<b>44,776</b>
<b>Total Salaries and Fringe Benefits by Fund</b>					
A2000		GU General Fees Fund		0.22	9,328
D11531		Army ROTC		0.78	35,448
<b>Total Salaries and Fringe Benefits</b>				<b>1.00</b>	<b>44,776</b>
<b>OTHER OPERATING EXPENDITURES (OOE)</b>					
7C		Contractual Services			9,930
7F		Commodities			6,200
<b>Total OOE</b>					<b>16,130</b>
<b>Total OOE by Fund</b>					
A2000		GU General Fees Fund			9,800
D11531		Army ROTC			6,280
D11674		ROTC Cadets			50
<b>Total OOE by Fund</b>					<b>16,130</b>
<b>Total FTE and Expenditures</b>				<b>1.00</b>	<b>60,906</b>
<b>Total FTE and Expenditures by Fund</b>					
A2000		GU General Fees Fund		0.22	19,128
D11531		Army ROTC		0.78	41,728

**W.S.U ANNUAL BUDGET  
102420 - ROTC  
For Fiscal Year 2025**

Account Code	Position Number	Name or Account Description	Months	2025 Adopted	
				Budget FTE	Amount
	D11674	ROTC Cadets		-	50
<b>Total FTE and Expenditures by Fund</b>				<b>1.00</b>	<b>60,906</b>

**W.S.U ANNUAL BUDGET**  
**102431 - Military & Veteran Programs**  
**For Fiscal Year 2025**

Account Code	Position Number	Name or Account Description	Months	2025 Adopted	
				Budget FTE	Amount
<b>USS SALARIES</b>					
<b>1000 USS Salaries-Permanent</b>					
<b>Total USS Salaries</b>				-	-
<b>Total USS Salaries by Fund</b>					
<b>Total USS Salaries by Fund</b>				-	-
<b>UNCLASSIFIED SALARIES</b>					
<b>1100 Unclassified Salaries-Permanent (Including 1105 - Stipend)</b>					
	996619	Business Manager and Executive Assistant Owens, Tia	12	1.00	72,468
	998809	Vice President and Director Military and Veteran Programs Fleming-Randle, Marche	12	1.00	187,485
<b>Total Unclassified Salaries</b>				<b>2.00</b>	<b>259,953</b>
<b>Total Unclassified Salaries by Fund</b>					
A2000		GU General Fees Fund		2.00	259,953
<b>Total Unclassified Salaries by Fund</b>				<b>2.00</b>	<b>259,953</b>
<b>STUDENT ASSISTANTS AND BENEFITS</b>					
	1690	Shrinkage			(7,510)
	1760	State Leave Pymt Assessment			1,872
	1830	Regents Retirement			22,097
	1850	TIAA Disability			2,600
	1911	Medicare			3,677
	1912	OASDI			15,070
	1750	Dependent Health Insurance			4,375
	1950	Single Group Health Insurance			18,800
	1970	Workers Compensation			710
	1980	Unemployment Compensation			154
<b>Total Students and Fringe Benefits</b>					<b>61,845</b>
<b>Total Students and Fringe Benefits by Fund</b>					
A2000		GU General Fees Fund			61,845
<b>Total Students and Fringe Benefits</b>					<b>61,845</b>
<b>Total Salaries and Fringe Benefits</b>				<b>2.00</b>	<b>321,798</b>
<b>Total Salaries and Fringe Benefits by Fund</b>					
A2000		GU General Fees Fund		2.00	321,798
<b>Total Salaries and Fringe Benefits</b>				<b>2.00</b>	<b>321,798</b>
<b>OTHER OPERATING EXPENDITURES (OOE)</b>					
	7C	Contractual Services			2,000
<b>Total OOE</b>					<b>2,000</b>
<b>Total OOE by Fund</b>					
D11221		RU Off Military, Vets & First Resp			2,000
<b>Total OOE by Fund</b>					<b>2,000</b>
<b>Total FTE and Expenditures</b>				<b>2.00</b>	<b>323,798</b>
<b>Total FTE and Expenditures by Fund</b>					
A2000		GU General Fees Fund		2.00	321,798
D11221		RU Off Military, Vets & First Resp		-	2,000
<b>Total FTE and Expenditures by Fund</b>				<b>2.00</b>	<b>323,798</b>



**W.S.U ANNUAL BUDGET**  
**102545 - WeSupportU**  
**For Fiscal Year 2025**

Account Code	Position Number	Name or Account Description	Months	2025 Adopted	
				Budget FTE	Amount
<b>USS SALARIES</b>					
<b>1000 USS Salaries-Permanent</b>					
1010		USS Salaries-Temp		-	10,000
		<b>Total USS Salaries</b>		<b>-</b>	<b>10,000</b>
<b>Total USS Salaries by Fund</b>					
D11532		RU WeSupportU		-	10,000
		<b>Total USS Salaries by Fund</b>		<b>-</b>	<b>10,000</b>
<b>UNCLASSIFIED SALARIES</b>					
<b>1100 Unclassified Salaries-Permanent (Including 1105 - Stipend)</b>					
		<b>Total Unclassified Salaries</b>		<b>-</b>	<b>-</b>
<b>Total Unclassified Salaries by Fund</b>					
		<b>Total Unclassified Salaries by Fund</b>		<b>-</b>	<b>-</b>
<b>STUDENT ASSISTANTS AND BENEFITS</b>					
1760		State Leave Pymt Assessment			72
1911		Medicare			145
1912		OASDI			620
1970		Workers Compensation			28
1980		Unemployment Compensation			6
		<b>Total Students and Fringe Benefits</b>			<b>871</b>
<b>Total Students and Fringe Benefits by Fund</b>					
D11532		RU WeSupportU			871
		<b>Total Students and Fringe Benefits</b>			<b>871</b>
		<b>Total Salaries and Fringe Benefits</b>		<b>-</b>	<b>10,871</b>
<b>Total Salaries and Fringe Benefits by Fund</b>					
D11532		RU WeSupportU		-	10,871
		<b>Total Salaries and Fringe Benefits</b>		<b>-</b>	<b>10,871</b>
<b>OTHER OPERATING EXPENDITURES (OOE)</b>					
7C		Contractual Services			1,150
		<b>Total OOE</b>			<b>1,150</b>
<b>Total OOE by Fund</b>					
D11532		RU WeSupportU			1,150
		<b>Total OOE by Fund</b>			<b>1,150</b>
		<b>Total FTE and Expenditures</b>		<b>-</b>	<b>12,021</b>
<b>Total FTE and Expenditures by Fund</b>					
D11532		RU WeSupportU		-	12,021
		<b>Total FTE and Expenditures by Fund</b>		<b>-</b>	<b>12,021</b>

**W.S.U ANNUAL BUDGET**  
**101908 - Counseling Services**  
**For Fiscal Year 2025**

Account Code	Position Number	Name or Account Description	Months	2025 Adopted	
				Budget FTE	Amount
<b>USS SALARIES</b>					
<b>1000 USS Salaries-Permanent</b>					
<b>Total USS Salaries</b>				-	-
<b>Total USS Salaries by Fund</b>					
<b>Total USS Salaries by Fund</b>				-	-
<b>UNCLASSIFIED SALARIES</b>					
<b>1100 Unclassified Salaries-Permanent (Including 1105 - Stipend)</b>					
992959		Mental Health Counselor Nweke, Chukwunyenye	12	1.00	63,326
994104		Manager Psychology Services Tedder, Samantha <i>This position is fully funded from restricted use sources.</i>	12	1.00	88,263
994166		Mental Health Counselor Santiago, Annette <i>This position is fully funded from restricted use sources.</i>	12	1.00	68,076
995266		Assistant VP Student Affairs/Wellness Provines, Jessica	12	1.00	120,841
997526		Director Prevention Services, Psychologist Young, Marci	12	1.00	108,702
998109		Psychology Intern Berumen, Mariah <i>This position is fully funded from restricted use sources.</i>	12	1.00	27,622
998110		Psychology Intern Ballout, Mouhamad Houssein <i>This position is fully funded from restricted use sources.</i>	12	1.00	27,622
998168		Associate Director, Training Director Amerson, Rachel	12	1.00	98,315
998549		Director Counseling Services, Psychologist Leonard, Christopher	12	1.00	113,878
998551		Psychologist Benyasut, Pansorn <i>This position is fully funded from restricted use sources.</i>	12	0.80	64,600
1110		Uncl-Salaries-Seasonal and Temp			198,478
1115		Unclassified Salaries-Add'l Comp			20,000
1160		Unclass Sal-OT/Comp/AHR			12,979
<b>Total Unclassified Salaries</b>				<b>9.80</b>	<b>1,012,703</b>
<b>Total Unclassified Salaries by Fund</b>					
A0003		GU State General Fund		5.00	505,062
A2000		GU General Fees Fund		-	20,000
D10294		RU Counseling Services		1.10	287,393
D11396		RU Counseling Student Fee Fund		3.70	200,248
<b>Total Unclassified Salaries by Fund</b>				<b>9.80</b>	<b>1,012,703</b>
<b>STUDENT ASSISTANTS AND BENEFITS</b>					
1200		Student Salaries-Regular			20,000

**W.S.U ANNUAL BUDGET**  
**101908 - Counseling Services**  
**For Fiscal Year 2025**

Account Code	Position Number	Name or Account Description	Months	2025 Adopted	
				Budget FTE	Amount
1690		Shrinkage			(15,591)
1760		State Leave Pymt Assessment			7,297
1830		Regents Retirement			69,215
1850		TIAA Disability			8,150
1911		Medicare			14,386
1912		OASDI			61,490
1750		Dependent Health Insurance			17,500
1950		Single Group Health Insurance			75,201
1970		Workers Compensation			2,770
1980		Unemployment Compensation			601
<b>Total Students and Fringe Benefits</b>					<b>261,019</b>
<b>Total Students and Fringe Benefits by Fund</b>					
A0003		GU State General Fund			139,970
A2000		GU General Fees Fund			3,103
D10294		RU Counseling Services			55,913
D11396		RU Counseling Student Fee Fund			62,033
<b>Total Students and Fringe Benefits</b>					<b>261,019</b>
<b>Total Salaries and Fringe Benefits</b>				<b>9.80</b>	<b>1,273,722</b>
<b>Total Salaries and Fringe Benefits by Fund</b>					
A0003		GU State General Fund		5.00	645,032
A2000		GU General Fees Fund		-	23,103
D10294		RU Counseling Services		1.10	343,306
D11396		RU Counseling Student Fee Fund		3.70	262,281
<b>Total Salaries and Fringe Benefits</b>				<b>9.80</b>	<b>1,273,722</b>
<b>OTHER OPERATING EXPENDITURES (OOE)</b>					
7C		Contractual Services			25,345
7F		Commodities			6,300
7H		Capital Outlay			-
7L		Grants Claims & Shared Revenue			12,970
7Z		Transfers Out			169,319
<b>Total OOE</b>					<b>213,934</b>
<b>Total OOE by Fund</b>					
A2000		GU General Fees Fund			15,632
D10294		RU Counseling Services			16,013
D11396		RU Counseling Student Fee Fund			182,289
<b>Total OOE by Fund</b>					<b>213,934</b>
<b>Total FTE and Expenditures</b>				<b>9.80</b>	<b>1,487,656</b>
<b>Total FTE and Expenditures by Fund</b>					
A0003		GU State General Fund		5.00	645,032
A2000		GU General Fees Fund		-	38,735
D10294		RU Counseling Services		1.10	359,319
D11396		RU Counseling Student Fee Fund		3.70	444,570
<b>Total FTE and Expenditures by Fund</b>				<b>9.80</b>	<b>1,487,656</b>

**W.S.U ANNUAL BUDGET  
102409 - Testing Services  
For Fiscal Year 2025**

Account Code	Position Number	Name or Account Description	Months	2025 Adopted	
				Budget FTE	Amount
<b>USS SALARIES</b>					
<b>1000 USS Salaries-Permanent</b>					
1020		USS Salaries-OT		-	-
		<b>Total USS Salaries</b>		<b>-</b>	<b>-</b>
<b>Total USS Salaries by Fund</b>					
D11368		RU Testing Services		-	-
		<b>Total USS Salaries by Fund</b>		<b>-</b>	<b>-</b>
<b>UNCLASSIFIED SALARIES</b>					
<b>1100 Unclassified Salaries-Permanent (Including 1105 - Stipend)</b>					
998902		Testing Coordinator Bailey, Kimberly	12	0.79	37,335
1115		Unclassified Salaries-Add'l Comp			-
		<b>Total Unclassified Salaries</b>		<b>0.79</b>	<b>37,335</b>
<b>Total Unclassified Salaries by Fund</b>					
A0003		GU State General Fund		0.79	37,335
D11368		RU Testing Services		-	-
		<b>Total Unclassified Salaries by Fund</b>		<b>0.79</b>	<b>37,335</b>
<b>STUDENT ASSISTANTS AND BENEFITS</b>					
1200		Student Salaries-Regular			8,000
1210		Student Salaries-WS-WSU Match			8,000
1220		Student Sal-Workstudy Federal			-
1690		Shrinkage			(1,250)
1760		State Leave Pymt Assessment			269
1810		KPERS Retirement			-
1830		Regents Retirement			3,174
1850		TIAA Disability			374
1911		Medicare			505
1912		OASDI			2,157
1750		Dependent Health Insurance			3,452
1950		Single Group Health Insurance			7,417
1970		Workers Compensation			102
1980		Unemployment Compensation			21
		<b>Total Students and Fringe Benefits</b>			<b>32,221</b>
<b>Total Students and Fringe Benefits by Fund</b>					
A0003		GU State General Fund			16,221
A2000		GU General Fees Fund			8,000
D11368		RU Testing Services			8,000
R40041		Federal Work Study Program			-
		<b>Total Students and Fringe Benefits</b>			<b>32,221</b>
		<b>Total Salaries and Fringe Benefits</b>		<b>0.79</b>	<b>69,556</b>
<b>Total Salaries and Fringe Benefits by Fund</b>					
A0003		GU State General Fund		0.79	53,556
A2000		GU General Fees Fund		-	8,000
D11368		RU Testing Services		-	8,000
R40041		Federal Work Study Program		-	-
		<b>Total Salaries and Fringe Benefits</b>		<b>0.79</b>	<b>69,556</b>
<b>OTHER OPERATING EXPENDITURES (OOE)</b>					
7C		Contractual Services			8,450
7F		Commodities			2,550
7H		Capital Outlay			6,000
		<b>Total OOE</b>			<b>17,000</b>

**W.S.U ANNUAL BUDGET  
102409 - Testing Services  
For Fiscal Year 2025**

Account Code	Position Number	Name or Account Description	Months	2025 Adopted	
				Budget FTE	Amount
<b>Total OOE by Fund</b>					
	D11368	RU Testing Services			17,000
<b>Total OOE by Fund</b>					<b>17,000</b>
<b>Total FTE and Expenditures</b>				<b>0.79</b>	<b>86,556</b>
<b>Total FTE and Expenditures by Fund</b>					
A0003		GU State General Fund		0.79	53,556
A2000		GU General Fees Fund		-	8,000
D11368		RU Testing Services		-	25,000
R40041		Federal Work Study Program		-	-
<b>Total FTE and Expenditures by Fund</b>				<b>0.79</b>	<b>86,556</b>

**W.S.U ANNUAL BUDGET**  
**102233 - NISS Counseling Mental Wellness**  
**For Fiscal Year 2025**

Account Code	Position Number	Name or Account Description	Months	2025 Adopted	
				Budget FTE	Amount
<b>USS SALARIES</b>					
<b>1000 USS Salaries-Permanent</b>					
<b>Total USS Salaries</b>				-	-
<b>Total USS Salaries by Fund</b>					
<b>Total USS Salaries by Fund</b>				-	-
<b>UNCLASSIFIED SALARIES</b>					
<b>1100 Unclassified Salaries-Permanent (Including 1105 - Stipend)</b>					
	995034	Mental Health Counselor Davis, Morgan	12	1.00	70,700
<b>Total Unclassified Salaries</b>				<b>1.00</b>	<b>70,700</b>
<b>Total Unclassified Salaries by Fund</b>					
	A0003	GU State General Fund		1.00	70,700
<b>Total Unclassified Salaries by Fund</b>				<b>1.00</b>	<b>70,700</b>
<b>STUDENT ASSISTANTS AND BENEFITS</b>					
	1690	Shrinkage			(2,119)
	1760	State Leave Pymt Assessment			510
	1830	Regents Retirement			6,010
	1850	TIAA Disability			707
	1911	Medicare			1,013
	1912	OASDI			4,332
	1950	Single Group Health Insurance			9,400
	1970	Workers Compensation			194
	1980	Unemployment Compensation			42
<b>Total Students and Fringe Benefits</b>					<b>20,089</b>
<b>Total Students and Fringe Benefits by Fund</b>					
	A0003	GU State General Fund			20,089
<b>Total Students and Fringe Benefits</b>					<b>20,089</b>
<b>Total Salaries and Fringe Benefits</b>				<b>1.00</b>	<b>90,789</b>
<b>Total Salaries and Fringe Benefits by Fund</b>					
	A0003	GU State General Fund		1.00	90,789
<b>Total Salaries and Fringe Benefits</b>				<b>1.00</b>	<b>90,789</b>
<b>OTHER OPERATING EXPENDITURES (OOE)</b>					
<b>Total OOE</b>					-
<b>Total OOE by Fund</b>					
<b>Total OOE by Fund</b>					-
<b>Total FTE and Expenditures</b>				<b>1.00</b>	<b>90,789</b>
<b>Total FTE and Expenditures by Fund</b>					
	A0003	GU State General Fund		1.00	90,789
<b>Total FTE and Expenditures by Fund</b>				<b>1.00</b>	<b>90,789</b>

**W.S.U ANNUAL BUDGET**  
**102255 - BusinessPart/AppliedLearn/Workforce**  
**For Fiscal Year 2025**

Account Code	Position Number	Name or Account Description	Months	2025 Adopted	
				Budget FTE	Amount
<b>USS SALARIES</b>					
<b>1000 USS Salaries-Permanent</b>					
<b>Total USS Salaries</b>				-	-
<b>Total USS Salaries by Fund</b>					
<b>Total USS Salaries by Fund</b>				-	-
<b>UNCLASSIFIED SALARIES</b>					
<b>1100 Unclassified Salaries-Permanent (Including 1105 - Stipend)</b>					
<b>Total Unclassified Salaries</b>				-	-
<b>Total Unclassified Salaries by Fund</b>					
<b>Total Unclassified Salaries by Fund</b>				-	-
<b>STUDENT ASSISTANTS AND BENEFITS</b>					
<b>Total Students and Fringe Benefits</b>				-	-
<b>Total Students and Fringe Benefits by Fund</b>					
<b>Total Students and Fringe Benefits</b>				-	-
<b>Total Salaries and Fringe Benefits</b>				-	-
<b>Total Salaries and Fringe Benefits by Fund</b>					
<b>Total Salaries and Fringe Benefits</b>				-	-
<b>OTHER OPERATING EXPENDITURES (OOE)</b>					
7C Contractual Services				5,000,000	
<b>Total OOE</b>				<b>5,000,000</b>	
<b>Total OOE by Fund</b>					
A2511		GU SGF Business Partnership FY25		5,000,000	
<b>Total OOE by Fund</b>				<b>5,000,000</b>	
<b>Total FTE and Expenditures</b>				-	<b>5,000,000</b>
<b>Total FTE and Expenditures by Fund</b>					
A2511		GU SGF Business Partnership FY25		-	5,000,000
<b>Total FTE and Expenditures by Fund</b>				-	<b>5,000,000</b>

**W.S.U ANNUAL BUDGET**  
**101902 - Office of Financial Aid**  
**For Fiscal Year 2025**

Account Code	Position Number	Name or Account Description	Months	2025 Adopted	
				Budget FTE	Amount
<b>UNCLASSIFIED SALARIES</b>					
<b>1000 USS Salaries-Permanent</b>					
	999923	Office Manager Linder, Angela	12	1.00	48,734
	1020	USS Salaries-OT		-	200
<b>Total USS Salaries</b>				<b>1.00</b>	<b>48,934</b>
<b>Total USS Salaries by Fund</b>					
	A0003	GU State General Fund		1.00	48,934
<b>Total USS Salaries by Fund</b>				<b>1.00</b>	<b>48,934</b>
<b>UNCLASSIFIED SALARIES</b>					
<b>1100 Unclassified Salaries-Permanent (Including 1105 - Stipend)</b>					
	994039	Financial Aid Specialist Page-Bradford, Michelle <i>\$4,404 of this position is funded from restricted use sources.</i>	12	1.00	42,453
	994200	Financial Aid Specialist, Senior Casper, Jessica	12	1.00	45,822
	996720	Financial Aid Compliance Officer Fulls, William <i>\$3,682 of this position is funded from restricted use sources.</i>	12	1.00	58,907
	997471	Financial Aid Advisor Duffy, Amanda <i>\$5,310 of this position is funded from restricted use sources.</i>	12	1.00	45,282
	997684	Director Financial Aid Operations Carter, Donna	12	1.00	87,997
	997687	Manager Financial Aid Kouns, Marissa <i>\$15,139 of this position is funded from restricted use sources.</i>	12	1.00	60,600
	997906	Application Systems Programmer, Senior Bever, Jeffrey	12	1.00	95,950
	997917	Financial Aid Specialist, Senior Thomsen, Arlene	12	1.00	45,822
	998010	Senior Scholarship Specialist Simpson, Sarah	12	1.00	46,634
	998074	Associate Director Scholarships Zeorlin, Angela	12	1.00	68,327
	998188	Manager Financial Aid Bui, Trang	12	1.00	57,471
	998325	Financial Aid Advisor Pickering, Lora Lea	12	1.00	40,934
	998436	Financial Aid Specialist Lavoie, Kristen	12	1.00	43,514
	998467	Financial Aid Advisor Hill, Heather <i>This position is fully funded from restricted use sources.</i>	12	1.00	39,853



**W.S.U ANNUAL BUDGET**  
**101902 - Office of Financial Aid**  
**For Fiscal Year 2025**

Account Code	Position Number	Name or Account Description	Months	2025 Adopted	
				Budget FTE	Amount
	998520	Financial Aid Advisor Porter, Karen	12	1.00	43,555
	998544	Executive Director Financial Aid and Scholarships Surender, Sheelu	12	1.00	115,587
	998552	Business Technology and Data Analyst Scott, Julie <i>\$29,815 of this position is funded from restricted use sources.</i>	12	1.00	74,538
	998734	Financial Aid Advisor Hartley, Janet <i>This position is fully funded from restricted use sources.</i>	12	1.00	40,934
	998808	Financial Aid Specialist Trinh, Trang	12	1.00	43,285
	998912	Financial Aid Assistant Tunley, Janae	12	1.00	35,360
	999575	Manager Financial Aid Covey, Christina <i>\$8,620 of this position is funded from restricted use sources.</i>	12	1.00	57,470
	1110	Uncl-Salaries-Seasonal and Temp			1,000
	1160	Unclass Sal-OT/Comp/AHR			224
		<b>Total Unclassified Salaries</b>		<b>21.00</b>	<b>1,191,519</b>
<b>Total Unclassified Salaries by Fund</b>					
	A0003	GU State General Fund		11.50	715,712
	A2000	GU General Fees Fund		6.42	328,050
	D10281	RU Office of Financial Aid		3.08	147,758
		<b>Total Unclassified Salaries by Fund</b>		<b>21.00</b>	<b>1,191,519</b>
<b>STUDENT ASSISTANTS AND BENEFITS</b>					
	1200	Student Salaries-Regular			4,452
	1210	Student Salaries-WS-WSU Match			14,000
	1220	Student Sal-Workstudy Federal			-
	1690	Shrinkage			(33,950)
	1760	State Leave Pymt Assessment			8,943
	1810	KPERS Retirement			10,822
	1830	Regents Retirement			97,313
	1850	TIAA Disability			12,411
	1911	Medicare			17,411
	1912	OASDI			74,405
	1750	Dependent Health Insurance			56,878
	1752	Healthy Kids Health Insurance			863
	1950	Single Group Health Insurance			178,605
	1970	Workers Compensation			3,405
	1980	Unemployment Compensation			733
		<b>Total Students and Fringe Benefits</b>			<b>446,291</b>
<b>Total Students and Fringe Benefits by Fund</b>					
	A0003	GU State General Fund			274,814
	A2000	GU General Fees Fund			105,616
	D10281	RU Office of Financial Aid			65,860
	R40041	Federal Work Study Program			-
		<b>Total Students and Fringe Benefits</b>			<b>446,291</b>
		<b>Total Salaries and Fringe Benefits</b>		<b>22.00</b>	<b>1,686,744</b>
<b>Total Salaries and Fringe Benefits by Fund</b>					
	A0003	GU State General Fund		12.50	1,039,460
	A2000	GU General Fees Fund		6.42	433,666

**W.S.U ANNUAL BUDGET**  
**101902 - Office of Financial Aid**  
**For Fiscal Year 2025**

Account Code	Position Number	Name or Account Description	Months	2025 Adopted	
				Budget FTE	Amount
	D10281	RU Office of Financial Aid		3.08	213,618
	R40041	Federal Work Study Program		-	-
<b>Total Salaries and Fringe Benefits</b>				<b>22.00</b>	<b>1,686,744</b>
<b>OTHER OPERATING EXPENDITURES (OOE)</b>					
	7C	Contractual Services			38,500
	7F	Commodities			3,236
	7H	Capital Outlay			1,000
<b>Total OOE</b>					<b>42,736</b>
<b>Total OOE by Fund</b>					
	A2000	GU General Fees Fund			23,236
	D10281	RU Office of Financial Aid			9,500
	D11805	RU OFA Shocker Scholarships			10,000
<b>Total OOE by Fund</b>					<b>42,736</b>
<b>Total FTE and Expenditures</b>				<b>22.00</b>	<b>1,729,480</b>
<b>Total FTE and Expenditures by Fund</b>					
	A0003	GU State General Fund		12.50	1,039,460
	A2000	GU General Fees Fund		6.42	456,902
	D10281	RU Office of Financial Aid		3.08	223,118
	D11805	RU OFA Shocker Scholarships		-	10,000
	R40041	Federal Work Study Program		-	-
<b>Total FTE and Expenditures by Fund</b>				<b>22.00</b>	<b>1,729,480</b>

**W.S.U ANNUAL BUDGET**  
**108106 - Federal Work Study Program Admin**  
**For Fiscal Year 2025**

Account Code	Position Number	Name or Account Description	Months	2025 Adopted	
				Budget FTE	Amount
<b>USS SALARIES</b>					
<b>1000 USS Salaries-Permanent</b>					
<b>Total USS Salaries</b>				-	-
<b>Total USS Salaries by Fund</b>					
<b>Total USS Salaries by Fund</b>				-	-
<b>UNCLASSIFIED SALARIES</b>					
<b>1100 Unclassified Salaries-Permanent (Including 1105 - Stipend)</b>					
<b>Total Unclassified Salaries</b>				-	-
<b>Total Unclassified Salaries by Fund</b>					
<b>Total Unclassified Salaries by Fund</b>				-	-
<b>STUDENT ASSISTANTS AND BENEFITS</b>					
<b>Total Students and Fringe Benefits</b>				-	-
<b>Total Students and Fringe Benefits by Fund</b>					
<b>Total Students and Fringe Benefits</b>				-	-
<b>Total Salaries and Fringe Benefits</b>				-	-
<b>Total Salaries and Fringe Benefits by Fund</b>					
<b>Total Salaries and Fringe Benefits</b>				-	-
<b>OTHER OPERATING EXPENDITURES (OOE)</b>					
7C Contractual Services				73,245	
<b>Total OOE</b>				<b>73,245</b>	
<b>Total OOE by Fund</b>					
R40041		Federal Work Study Program		73,245	
<b>Total OOE by Fund</b>				<b>73,245</b>	
<b>Total FTE and Expenditures</b>				-	<b>73,245</b>
<b>Total FTE and Expenditures by Fund</b>					
R40041		Federal Work Study Program		-	73,245
<b>Total FTE and Expenditures by Fund</b>				-	<b>73,245</b>

**W.S.U ANNUAL BUDGET**  
**101111 - Federal Work Study Program**  
**For Fiscal Year 2025**

Account Code	Position Number	Name or Account Description	Months	2025 Adopted	
				Budget FTE	Amount
<b>USS SALARIES</b>					
<b>1000 USS Salaries-Permanent</b>					
<b>Total USS Salaries</b>				-	-
<b>Total USS Salaries by Fund</b>					
<b>Total USS Salaries by Fund</b>				-	-
<b>UNCLASSIFIED SALARIES</b>					
<b>1100 Unclassified Salaries-Permanent (Including 1105 - Stipend)</b>					
<b>Total Unclassified Salaries</b>				-	-
<b>Total Unclassified Salaries by Fund</b>					
<b>Total Unclassified Salaries by Fund</b>				-	-
<b>STUDENT ASSISTANTS AND BENEFITS</b>					
1220		Student Sal-Workstudy Federal			371,612
<b>Total Students and Fringe Benefits</b>				-	<b>371,612</b>
<b>Total Students and Fringe Benefits by Fund</b>					
R40041		Federal Work Study Program			371,612
<b>Total Students and Fringe Benefits</b>				-	<b>371,612</b>
<b>Total Salaries and Fringe Benefits</b>				-	<b>371,612</b>
<b>Total Salaries and Fringe Benefits by Fund</b>					
R40041		Federal Work Study Program		-	371,612
<b>Total Salaries and Fringe Benefits</b>				-	<b>371,612</b>
<b>OTHER OPERATING EXPENDITURES (OOE)</b>					
7Z		Transfers Out			150,000
<b>Total OOE</b>				-	<b>150,000</b>
<b>Total OOE by Fund</b>					
R40041		Federal Work Study Program			150,000
<b>Total OOE by Fund</b>				-	<b>150,000</b>
<b>Total FTE and Expenditures</b>				-	<b>521,612</b>
<b>Total FTE and Expenditures by Fund</b>					
R40041		Federal Work Study Program		-	521,612
<b>Total FTE and Expenditures by Fund</b>				-	<b>521,612</b>

**W.S.U ANNUAL BUDGET**  
**108115 - Apprent-ICT**  
**For Fiscal Year 2025**

Account Code	Position Number	Name or Account Description	Months	2025 Adopted	
				Budget FTE	Amount
<b>USS SALARIES</b>					
<b>1000 USS Salaries-Permanent</b>					
<b>Total USS Salaries</b>				-	-
<b>Total USS Salaries by Fund</b>					
<b>Total USS Salaries by Fund</b>				-	-
<b>UNCLASSIFIED SALARIES</b>					
<b>1100 Unclassified Salaries-Permanent (Including 1105 - Stipend)</b>					
<b>Total Unclassified Salaries</b>				-	-
<b>Total Unclassified Salaries by Fund</b>					
<b>Total Unclassified Salaries by Fund</b>				-	-
<b>STUDENT ASSISTANTS AND BENEFITS</b>					
1200		Student Salaries-Regular			5,000
<b>Total Students and Fringe Benefits</b>				-	<b>5,000</b>
<b>Total Students and Fringe Benefits by Fund</b>					
R10618		KS Career Work Study Program			5,000
<b>Total Students and Fringe Benefits</b>				-	<b>5,000</b>
<b>Total Salaries and Fringe Benefits</b>				-	<b>5,000</b>
<b>Total Salaries and Fringe Benefits by Fund</b>					
R10618		KS Career Work Study Program			5,000
<b>Total Salaries and Fringe Benefits</b>				-	<b>5,000</b>
<b>OTHER OPERATING EXPENDITURES (OOE)</b>					
7C		Contractual Services			1,000
7L		Grants Claims & Shared Revenue			94,000
<b>Total OOE</b>				-	<b>95,000</b>
<b>Total OOE by Fund</b>					
R10618		KS Career Work Study Program			95,000
<b>Total OOE by Fund</b>				-	<b>95,000</b>
<b>Total FTE and Expenditures</b>				-	<b>100,000</b>
<b>Total FTE and Expenditures by Fund</b>					
R10618		KS Career Work Study Program			100,000
<b>Total FTE and Expenditures by Fund</b>				-	<b>100,000</b>

**W.S.U ANNUAL BUDGET**  
**102235 - NISS Office of Financial Aid**  
**For Fiscal Year 2025**

Account Code	Position Number	Name or Account Description	Months	2025 Adopted	
				Budget FTE	Amount
<b>USS SALARIES</b>					
<b>1000 USS Salaries-Permanent</b>					
<b>Total USS Salaries</b>				-	-
<b>Total USS Salaries by Fund</b>					
<b>Total USS Salaries by Fund</b>				-	-
<b>UNCLASSIFIED SALARIES</b>					
<b>1100 Unclassified Salaries-Permanent (Including 1105 - Stipend)</b>					
1110		Uncl-Salaries-Seasonal and Temp		-	62,630
<b>Total Unclassified Salaries</b>				-	<b>62,630</b>
<b>Total Unclassified Salaries by Fund</b>					
A0003		GU State General Fund		-	62,630
<b>Total Unclassified Salaries by Fund</b>				-	<b>62,630</b>
<b>STUDENT ASSISTANTS AND BENEFITS</b>					
1690		Shrinkage			(1,552)
1760		State Leave Pymt Assessment			451
1911		Medicare			909
1912		OASDI			3,884
1970		Workers Compensation			171
1980		Unemployment Compensation			38
<b>Total Students and Fringe Benefits</b>				-	<b>3,901</b>
<b>Total Students and Fringe Benefits by Fund</b>					
A0003		GU State General Fund		-	3,901
<b>Total Students and Fringe Benefits</b>				-	<b>3,901</b>
<b>Total Salaries and Fringe Benefits</b>				-	<b>66,531</b>
<b>Total Salaries and Fringe Benefits by Fund</b>					
A0003		GU State General Fund		-	66,531
<b>Total Salaries and Fringe Benefits</b>				-	<b>66,531</b>
<b>OTHER OPERATING EXPENDITURES (OOE)</b>					
<b>Total OOE</b>				-	-
<b>Total OOE by Fund</b>					
<b>Total OOE by Fund</b>				-	-
<b>Total FTE and Expenditures</b>				-	<b>66,531</b>
<b>Total FTE and Expenditures by Fund</b>					
A0003		GU State General Fund		-	66,531
<b>Total FTE and Expenditures by Fund</b>				-	<b>66,531</b>

**W.S.U ANNUAL BUDGET**  
**102120 - Intercollegiate Athletics**  
**For Fiscal Year 2025**

Account Code	Position Number	Name or Account Description	Months	2025 Adopted	
				Budget FTE	Amount
<b>USS SALARIES</b>					
<b>1000 USS Salaries-Permanent</b>					
<b>Total USS Salaries</b>				-	-
<b>Total USS Salaries by Fund</b>					
<b>Total USS Salaries by Fund</b>				-	-
<b>UNCLASSIFIED SALARIES</b>					
<b>1100 Unclassified Salaries-Permanent (Including 1105 - Stipend)</b>					
993569		Operations Director, Athletics Elkins, Alexandra	12	1.00	50,000
993572		Media Relations Specialist Gerig, Denning	12	1.00	49,002
995113		Assistant Coach - Softball Herring, Easton	12	1.00	36,230
995702		Multimedia Coordinator Schwanke, William	12	1.00	44,111
996964		Content Specialist Suellentrop, Paul	12	0.33	22,072
996990		Multimedia Coordinator Barnes, Brian	12	1.00	44,111
997580		Head Coach Bredbenner, Kristina	12	1.00	200,000
997625		Head Coach Lamb, Christopher	12	1.00	221,655
997626		Director Athletics Saal, Kevin	12	1.00	350,000
		<i>\$142,073 of this position is funded from restricted use sources.</i>			
997686		Associate Athletic Director Revenue and Ticket Operations Wilkins, Russell	12	1.00	68,651
997688		Head Coach McCurdy, Thomas	12	1.00	62,430
997689		Associate Head Coach Economon, Elizabeth	12	1.00	130,000
997778		Head Coach Easterling, Justin	12	1.00	60,000
997810		Head Coach Rainbolt, G	12	1.00	173,291
997890		Senior Associate Athletic Director Business Operations Hegenauer, Kent	12	1.00	108,702
997957		Head Coach Foster, Colin	12	1.00	104,989

**W.S.U ANNUAL BUDGET**  
**102120 - Intercollegiate Athletics**  
**For Fiscal Year 2025**

Account Code	Position Number	Name or Account Description	Months	2025 Adopted	
				Budget FTE	Amount
	998013	Business Manager Berger, Tyra	12	1.00	58,908
	998349	Director Marketing and Fan Engagement Phelps, Connor	12	1.00	62,857
	998385	Head Coach - Cross Country Hunter, Kirk	12	1.00	67,225
	998417	Assistant Athletic Director Fundraising and Development Johnson, Alex	12	1.00	80,757
	998502	Assistant Coach - Softball Oliver, Courtney	12	1.00	80,000
	998841	Assistant Coach Heinen, Alejandra	12	1.00	40,568
	1115	Unclassified Salaries-Add'l Comp			80,000
	1190	Unclassified Salaries-Vacation			5,000
	1140	Grad Assistants-Other			-
		<b>Total Unclassified Salaries</b>		<b>21.33</b>	<b>2,200,559</b>
<b>Total Unclassified Salaries by Fund</b>					
	A2000	GU General Fees Fund		20.93	1,973,486
	D10001	RU Intercollegiate Athletics		0.41	227,073
		<b>Total Unclassified Salaries by Fund</b>		<b>21.33</b>	<b>2,200,559</b>
<b>STUDENT ASSISTANTS AND BENEFITS</b>					
	1200	Student Salaries-Regular			2,000
	1210	Student Salaries-WS-WSU Match			2,000
	1220	Student Sal-Workstudy Federal			-
	1690	Shrinkage			(58,071)
	1760	State Leave Pymt Assessment			15,816
	1830	Regents Retirement			186,635
	1850	TIAA Disability			21,966
	1911	Medicare			31,073
	1912	OASDI			117,594
	1750	Dependent Health Insurance			52,501
	1950	Single Group Health Insurance			181,736
	1970	Workers Compensation			6,005
	1980	Unemployment Compensation			1,298
		<b>Total Students and Fringe Benefits</b>			<b>560,553</b>
<b>Total Students and Fringe Benefits by Fund</b>					
	A2000	GU General Fees Fund			515,041
	D10001	RU Intercollegiate Athletics			45,512
	R40041	Federal Work Study Program			-
		<b>Total Students and Fringe Benefits</b>			<b>560,553</b>
<b>Total Salaries and Fringe Benefits</b>					
				<b>21.33</b>	<b>2,761,112</b>
<b>Total Salaries and Fringe Benefits by Fund</b>					
	A2000	GU General Fees Fund		20.93	2,488,527
	D10001	RU Intercollegiate Athletics		0.41	272,585
	R40041	Federal Work Study Program		-	-
		<b>Total Salaries and Fringe Benefits</b>		<b>21.33</b>	<b>2,761,112</b>
<b>OTHER OPERATING EXPENDITURES (OOE)</b>					
	7C	Contractual Services			80,000
	7V	Miscellaneous Non Expense			5,065,654
		<b>Total OOE</b>			<b>5,145,654</b>
<b>Total OOE by Fund</b>					



**W.S.U ANNUAL BUDGET  
102120 - Intercollegiate Athletics  
For Fiscal Year 2025**

Account Code	Position Number	Name or Account Description	Months	2025 Adopted	
				Budget FTE	Amount
	D10001	RU Intercollegiate Athletics			5,145,654
		<b>Total OOE by Fund</b>			<b>5,145,654</b>
		<b>Total FTE and Expenditures</b>		<b>21.33</b>	<b>7,906,766</b>
<b>Total FTE and Expenditures by Fund</b>					
A2000		GU General Fees Fund		20.93	2,488,527
D10001		RU Intercollegiate Athletics		0.41	5,418,239
R40041		Federal Work Study Program		-	-
		<b>Total FTE and Expenditures by Fund</b>		<b>21.33</b>	<b>7,906,766</b>

**W.S.U ANNUAL BUDGET**  
**101911 - Undergraduate Admissions**  
**For Fiscal Year 2025**

Account Code	Position Number	Name or Account Description	Months	2025 Adopted	
				Budget FTE	Amount
<b>USS SALARIES</b>					
<b>1000 USS Salaries-Permanent</b>					
	999942	Admissions Evaluator Temple, Patricia	12	1.00	36,878
	1010	USS Salaries-Temp		-	9,764
	1020	USS Salaries-OT		-	1,200
		<b>Total USS Salaries</b>		<b>1.00</b>	<b>47,842</b>
<b>Total USS Salaries by Fund</b>					
	A0003	GU State General Fund		1.00	47,842
		<b>Total USS Salaries by Fund</b>		<b>1.00</b>	<b>47,842</b>
<b>UNCLASSIFIED SALARIES</b>					
<b>1100 Unclassified Salaries-Permanent (Including 1105 - Stipend)</b>					
	991665	Admissions Recruiter, Regional Vacant		1.00	43,514
	992997	Admissions Diversity Representative Hernandez, Elsie	12	1.00	38,189
	993065	Director Admissions Morris, Samuel	12	1.00	63,999
	994014	Administrative Assistant Pittman, Emily	12	1.00	34,382
	994515	Admissions Evaluator Pittman, Camryn	12	1.00	36,878
	994956	Admissions Recruiter, Regional Duffie, Autumn	12	1.00	43,950
	994963	Admissions Recruiter, Regional Bailey, Darlene	12	1.00	45,968
	995012	Admissions Specialist Luebbe, Dan	12	0.75	27,940
	995083	Regional Admissions Representative Duncan, Jill	12	1.00	45,968
	995453	Admissions Specialist Crawshaw, Sloane	12	1.00	38,251
	995602	Admissions Recruiter, Regional Munns, Lauren	12	1.00	43,950
	996750	Regional Admissions Manager Bennett, Autumn	12	1.00	51,005
	996754	Manager Admissions, Regional Cralle, Chandra	12	1.00	52,932
	996924	Admissions Specialist Bloomquist, Nicole	12	1.00	38,854
	997234	Admissions Representative, Regional Bolar, Dana	12	1.00	51,792
	997364	Director Admissions			

**W.S.U ANNUAL BUDGET**  
**101911 - Undergraduate Admissions**  
**For Fiscal Year 2025**

Account Code	Position Number	Name or Account Description	Months	2025 Adopted	
				Budget FTE	Amount
		Klein, Kayla	12	1.00	64,409
	997521	Admissions Evaluator Portley, Lucille	12	1.00	36,878
	997664	Admissions Recruiter Vacant		1.00	37,794
	997763	Marketing Coordinator Dick, Clinton	12	1.00	44,609
	997792	Assistant Vice President Strategic Enrollment Management and Director Admissions Gandu, Sreekanth	12	1.00	126,094
	997795	Transfer Admissions Representative Hoelting, Neal	12	1.00	59,592
	997804	Director Admissions Harmon, Amanda	12	1.00	66,573
	997816	Director Admissions Archambeau, Kristina	12	1.00	63,669
	997883	Admissions Representative Ho, Viet-Anthony	12	1.00	37,898
	997910	Manager Admissions Dixon, Anna	12	1.00	49,653
	997911	Director Admissions Steinkamp, Chad	12	1.00	60,229
	997938	Director Admissions Park, Tera	12	1.00	60,563
	998015	Marketing Coordinator Phung, Emily	12	1.00	39,895
	998028	Marketing Coordinator Rodehorst, Jenna	12	1.00	40,400
	998078	Recruitment Event Specialist Munk, Quinn	12	1.00	39,208
	998466	Admissions Recruiter DeGraffenreid, Nathaniel	12	1.00	37,627
	998501	Admissions Recruiter Almos, Baylee	12	1.00	38,189
	998573	Recruitment Events Specialist Lager, Rosemary	12	1.00	38,251
	998581	Multimedia Coordinator Crow, Matthew	12	1.00	44,561
	998645	Marketing Coordinator Long, Dawsyn	12	1.00	43,732
	998696	Concurrent Enrollment Specialist Vo, Maria	12	1.00	39,728

**W.S.U ANNUAL BUDGET**  
**101911 - Undergraduate Admissions**  
**For Fiscal Year 2025**

Account Code	Position Number	Name or Account Description	Months	2025 Adopted	
				Budget FTE	Amount
	998819	Manager Admissions Garcia, Laura	12	1.00	47,419
	998820	Admissions Evaluator Haley, Ethan	12	1.00	36,878
	998831	Database Assistant Houk, Laurel	12	1.00	36,878
	998832	Office Coordinator Rupp, John	12	1.00	42,994
	999031	Transfer Admissions Representative Solis, Tais	12	1.00	38,854
		<i>This position is fully funded from restricted use sources.</i>			
1110		Uncl-Salaries-Seasonal and Temp			724
1115		Unclassified Salaries-Add'l Comp			5,000
		<b>Total Unclassified Salaries</b>		<b>40.75</b>	<b>1,935,873</b>
<b>Total Unclassified Salaries by Fund</b>					
A0003		GU State General Fund		10.00	544,658
A2000		GU General Fees Fund		29.75	1,347,361
D10283		RU Undergraduate Admissions		1.00	43,854
		<b>Total Unclassified Salaries by Fund</b>		<b>40.75</b>	<b>1,935,873</b>
<b>STUDENT ASSISTANTS AND BENEFITS</b>					
1200		Student Salaries-Regular			52,479
1210		Student Salaries-WS-WSU Match			5,000
1220		Student Sal-Workstudy Federal			-
1690		Shrinkage			(59,602)
1760		State Leave Pymt Assessment			14,303
1810		KPERS Retirement			18,190
1830		Regents Retirement			147,295
1850		TIAA Disability			19,749
1911		Medicare			28,229
1912		OASDI			120,628
1750		Dependent Health Insurance			35,000
1950		Single Group Health Insurance			291,400
1970		Workers Compensation			5,438
1980		Unemployment Compensation			1,190
		<b>Total Students and Fringe Benefits</b>			<b>679,299</b>
<b>Total Students and Fringe Benefits by Fund</b>					
A0003		GU State General Fund			239,265
A2000		GU General Fees Fund			422,045
D10283		RU Undergraduate Admissions			17,989
R40041		Federal Work Study Program			-
		<b>Total Students and Fringe Benefits</b>			<b>679,299</b>
		<b>Total Salaries and Fringe Benefits</b>		<b>41.75</b>	<b>2,663,014</b>
<b>Total Salaries and Fringe Benefits by Fund</b>					
A0003		GU State General Fund		11.00	831,765
A2000		GU General Fees Fund		29.75	1,769,406
D10283		RU Undergraduate Admissions		1.00	61,843
R40041		Federal Work Study Program		-	-
		<b>Total Salaries and Fringe Benefits</b>		<b>41.75</b>	<b>2,663,014</b>
<b>OTHER OPERATING EXPENDITURES (OOE)</b>					
7C		Contractual Services			603,531
7F		Commodities			61,550
7H		Capital Outlay			5,050
		<b>Total OOE</b>			<b>670,131</b>

**W.S.U ANNUAL BUDGET**  
**101911 - Undergraduate Admissions**  
**For Fiscal Year 2025**

Account Code	Position Number	Name or Account Description	Months	2025 Adopted	
				Budget FTE	Amount
<b>Total OOE by Fund</b>					
A2000		GU General Fees Fund			412,131
D10283		RU Undergraduate Admissions			258,000
<b>Total OOE by Fund</b>					<b>670,131</b>
<b>Total FTE and Expenditures</b>				<b>41.75</b>	<b>3,333,145</b>
<b>Total FTE and Expenditures by Fund</b>					
A0003		GU State General Fund		11.00	831,765
A2000		GU General Fees Fund		29.75	2,181,537
D10283		RU Undergraduate Admissions		1.00	319,843
R40041		Federal Work Study Program		-	-
<b>Total FTE and Expenditures by Fund</b>				<b>41.75</b>	<b>3,333,145</b>

**W.S.U ANNUAL BUDGET  
101912 - Registrar's Office  
For Fiscal Year 2025**

Account Code	Position Number	Name or Account Description	Months	2025 Adopted	
				Budget FTE	Amount
<b>USS SALARIES</b>					
<b>1000 USS Salaries-Permanent</b>					
	999935	Administrative Specialist Challans, Jama	12	1.00	40,331
	999948	Records and Registration Clerk Holcomb, Sharmon	12	1.00	44,678
1010	USS Salaries-Temp			-	-
<b>Total USS Salaries</b>				<b>2.00</b>	<b>85,010</b>
<b>Total USS Salaries by Fund</b>					
A0003	GU State General Fund			2.00	85,010
D10236	RU Registrar's Office			-	-
<b>Total USS Salaries by Fund</b>				<b>2.00</b>	<b>85,010</b>
<b>UNCLASSIFIED SALARIES</b>					
<b>1100 Unclassified Salaries-Permanent (Including 1105 - Stipend)</b>					
	991489	Special Projects Coordinator Vacant		1.00	49,239
<i>This position is fully funded from restricted use sources.</i>					
	991958	Assistant Registrar Vacant		1.00	48,775
<i>This position is fully funded from restricted use sources.</i>					
	992962	Recd&RegnClrk Vacant		1.00	33,280
	994001	Records and Registration Clerk Swink, Rhenee	12	1.00	34,299
	994002	Records and Registration Clerk Henley, Amber	12	1.00	34,299
	994003	Records and Registration Clerk Vacant		1.00	30,451
<i>This position is fully funded from restricted use sources.</i>					
	994006	Records and Registration Clerk Corwin, Tamarah	12	1.00	34,299
	994007	Administrative Specialist Hughes, Kristi	12	1.00	38,605
	994008	Degree Audit Specialist Vacant		1.00	40,643
<i>This position is fully funded from restricted use sources.</i>					
	994009	Records and Registration Specialist Winsor, Garret	12	1.00	36,878
<i>This position is fully funded from restricted use sources.</i>					
	994011	Records and Registration Clerk Peluso, Angela	12	1.00	34,299
	994034	Records and Registration Clerk Walter, Marsha	12	1.00	35,859
	994908	Records and Registration Clerk Nguyen, Allison	12	1.00	34,299

**W.S.U ANNUAL BUDGET  
101912 - Registrar's Office  
For Fiscal Year 2025**

Account Code	Position Number	Name or Account Description	Months	2025 Adopted		
				Budget FTE	Amount	
		<i>This position is fully funded from restricted use sources.</i>				
	997118	Associate Registrar Fiscus, Sally	12	1.00	67,153	
	997230	Catalog Editor Vincent, Virginia	12	1.00	41,995	
		<i>\$2,335 of this position is funded from restricted use sources.</i>				
	997231	Records and Registration Specialist Owens, Alexandra	12	1.00	36,878	
	997260	Associate Registrar August, Michele	12	1.00	66,256	
		<i>This position is fully funded from restricted use sources.</i>				
	997696	Records and Registration Specialist Sudarshan, Ellen	12	1.00	36,878	
		<i>This position is fully funded from restricted use sources.</i>				
	998147	University Registrar and Director Enrollment Services Crabtree, Gina	12	1.00	138,148	
	998556	Associate Registrar Conley, Melissa	12	1.00	62,076	
	998624	Business Technology Analyst Haetten, Michelle	12	1.00	65,758	
		<i>This position is fully funded from restricted use sources.</i>				
	998716	Records and Registration Clerk Valenzuela, Esmeralda	12	1.00	34,299	
	998720	Records and Registration Specialist Vacant		1.00	36,587	
	998784	Degree Audit Programmer Macy, Seth	12	1.00	44,138	
	1110	Uncl-Salaries-Seasonal and Temp			-	
	1115	Unclassified Salaries-Add'l Comp			-	
	1160	Unclass Sal-OT/Comp/AHR			1,500	
		<b>Total Unclassified Salaries</b>		<b>24.00</b>	<b>1,116,894</b>	
<b>Total Unclassified Salaries by Fund</b>						
	A0003	GU State General Fund		13.94	638,227	
	A2000	GU General Fees Fund		1.00	67,153	
	D10236	RU Registrar's Office		9.06	411,513	
		<b>Total Unclassified Salaries by Fund</b>		<b>24.00</b>	<b>1,116,894</b>	
<b>STUDENT ASSISTANTS AND BENEFITS</b>						
	1200	Student Salaries-Regular			1,384	
	1210	Student Salaries-WS-WSU Match			833	
	1220	Student Sal-Workstudy Federal			-	
	1690	Shrinkage			(24,713)	
	1760	State Leave Pymt Assessment			8,664	
	1810	KPERS Retirement			21,315	
	1830	Regents Retirement			65,995	
	1850	TIAA Disability			12,028	
	1911	Medicare			17,139	
	1912	OASDI			73,240	
	1750	Dependent Health Insurance			26,250	
	1950	Single Group Health Insurance			159,801	

**W.S.U ANNUAL BUDGET**  
**101912 - Registrar's Office**  
**For Fiscal Year 2025**

Account Code	Position Number	Name or Account Description	Months	2025 Adopted	
				Budget FTE	Amount
1970		Workers Compensation			3,296
1980		Unemployment Compensation			722
<b>Total Students and Fringe Benefits</b>					<b>365,954</b>
<b>Total Students and Fringe Benefits by Fund</b>					
A0003		GU State General Fund			250,996
A2000		GU General Fees Fund			19,576
D10236		RU Registrar's Office			95,382
R40041		Federal Work Study Program			-
<b>Total Students and Fringe Benefits</b>					<b>365,954</b>
<b>Total Salaries and Fringe Benefits</b>				<b>26.00</b>	<b>1,567,857</b>
<b>Total Salaries and Fringe Benefits by Fund</b>					
A0003		GU State General Fund		15.94	974,233
A2000		GU General Fees Fund		1.00	86,729
D10236		RU Registrar's Office		9.06	506,895
R40041		Federal Work Study Program		-	-
<b>Total Salaries and Fringe Benefits</b>				<b>26.00</b>	<b>1,567,857</b>
<b>OTHER OPERATING EXPENDITURES (OOE)</b>					
7C		Contractual Services			40,706
7F		Commodities			14,175
7H		Capital Outlay			11,570
7L		Grants Claims & Shared Revenue			-
7V		Miscellaneous Non Expense			-
7Z		Transfers Out			-
<b>Total OOE</b>					<b>66,451</b>
<b>Total OOE by Fund</b>					
A2000		GU General Fees Fund			66,451
D10236		RU Registrar's Office			-
<b>Total OOE by Fund</b>					<b>66,451</b>
<b>Total FTE and Expenditures</b>				<b>26.00</b>	<b>1,634,308</b>
<b>Total FTE and Expenditures by Fund</b>					
A0003		GU State General Fund		15.94	974,233
A2000		GU General Fees Fund		1.00	153,180
D10236		RU Registrar's Office		9.06	506,895
R40041		Federal Work Study Program		-	-
<b>Total FTE and Expenditures by Fund</b>				<b>26.00</b>	<b>1,634,308</b>



**W.S.U ANNUAL BUDGET**  
**101915 - SA Assessment and Retention**  
**For Fiscal Year 2025**

Account Code	Position Number	Name or Account Description	Months	2025 Adopted	
				Budget FTE	Amount
<b>USS SALARIES</b>					
<b>1000 USS Salaries-Permanent</b>					
<b>Total USS Salaries</b>				-	-
<b>Total USS Salaries by Fund</b>					
<b>Total USS Salaries by Fund</b>				-	-
<b>UNCLASSIFIED SALARIES</b>					
<b>1100 Unclassified Salaries-Permanent (Including 1105 - Stipend)</b>					
	998550	Assistant Vice President Student Affairs Newell, Alicia	12	1.00	121,870
	999662	Executive Assistant Serrano, Biviana	12	1.00	47,445
	1140	Grad Assistants-Other			-
<b>Total Unclassified Salaries</b>				<b>2.00</b>	<b>169,315</b>
<b>Total Unclassified Salaries by Fund</b>					
	A0003	GU State General Fund		2.00	169,315
	A2000	GU General Fees Fund		-	-
	D11370	RU Student Affairs Retention		-	-
<b>Total Unclassified Salaries by Fund</b>				<b>2.00</b>	<b>169,315</b>
<b>STUDENT ASSISTANTS AND BENEFITS</b>					
	1200	Student Salaries-Regular			-
	1690	Shrinkage			(5,089)
	1760	State Leave Pymt Assessment			1,220
	1830	Regents Retirement			14,392
	1850	TIAA Disability			1,694
	1911	Medicare			2,425
	1912	OASDI			10,367
	1750	Dependent Health Insurance			4,375
	1950	Single Group Health Insurance			18,800
	1970	Workers Compensation			463
	1980	Unemployment Compensation			102
<b>Total Students and Fringe Benefits</b>					<b>48,749</b>
<b>Total Students and Fringe Benefits by Fund</b>					
	A0003	GU State General Fund			48,749
	A2000	GU General Fees Fund			-
	D11370	RU Student Affairs Retention			-
<b>Total Students and Fringe Benefits</b>					<b>48,749</b>
<b>Total Salaries and Fringe Benefits</b>				<b>2.00</b>	<b>218,064</b>
<b>Total Salaries and Fringe Benefits by Fund</b>					
	A0003	GU State General Fund		2.00	218,064
	A2000	GU General Fees Fund		-	-
	D11370	RU Student Affairs Retention		-	-
<b>Total Salaries and Fringe Benefits</b>				<b>2.00</b>	<b>218,064</b>
<b>OTHER OPERATING EXPENDITURES (OOE)</b>					
	7C	Contractual Services			21,831
	7F	Commodities			17,735
	7H	Capital Outlay			3,229
	7L	Grants Claims & Shared Revenue			500
	7Z	Transfers Out			13,790
<b>Total OOE</b>					<b>57,085</b>

**W.S.U ANNUAL BUDGET**  
**101915 - SA Assessment and Retention**  
**For Fiscal Year 2025**

Account Code	Position Number	Name or Account Description	Months	2025 Adopted	
				Budget FTE	Amount
<b>Total OOE by Fund</b>					
A2000		GU General Fees Fund			18,253
D11370		RU Student Affairs Retention			38,832
<b>Total OOE by Fund</b>					<b>57,085</b>
<b>Total FTE and Expenditures</b>				<b>2.00</b>	<b>275,149</b>
<b>Total FTE and Expenditures by Fund</b>					
A0003		GU State General Fund		2.00	218,064
A2000		GU General Fees Fund		-	18,253
D11370		RU Student Affairs Retention		-	38,832
<b>Total FTE and Expenditures by Fund</b>				<b>2.00</b>	<b>275,149</b>

**W.S.U ANNUAL BUDGET  
101920 - University Marketing  
For Fiscal Year 2025**

Account Code	Position Number	Name or Account Description	Months	2025 Adopted	
				Budget FTE	Amount
<b>USS SALARIES</b>					
<b>1000 USS Salaries-Permanent</b>					
<b>Total USS Salaries</b>				-	-
<b>Total USS Salaries by Fund</b>					
<b>Total USS Salaries by Fund</b>				-	-
<b>UNCLASSIFIED SALARIES</b>					
<b>1100 Unclassified Salaries-Permanent (Including 1105 - Stipend)</b>					
<b>Total Unclassified Salaries</b>				-	-
<b>Total Unclassified Salaries by Fund</b>					
<b>Total Unclassified Salaries by Fund</b>				-	-
<b>STUDENT ASSISTANTS AND BENEFITS</b>					
<b>Total Students and Fringe Benefits</b>				-	-
<b>Total Students and Fringe Benefits by Fund</b>					
<b>Total Students and Fringe Benefits</b>				-	-
<b>Total Salaries and Fringe Benefits</b>				-	-
<b>Total Salaries and Fringe Benefits by Fund</b>					
<b>Total Salaries and Fringe Benefits</b>				-	-
<b>OTHER OPERATING EXPENDITURES (OOE)</b>					
7C		Contractual Services			710,055
7F		Commodities			2,823
7Z		Transfers Out			-
<b>Total OOE</b>				-	<b>712,878</b>
<b>Total OOE by Fund</b>					
A2000		GU General Fees Fund			552,055
D10334		RU University Marketing			160,823
<b>Total OOE by Fund</b>				-	<b>712,878</b>
<b>Total FTE and Expenditures</b>				-	<b>712,878</b>
<b>Total FTE and Expenditures by Fund</b>					
A2000		GU General Fees Fund		-	552,055
D10334		RU University Marketing		-	160,823
<b>Total FTE and Expenditures by Fund</b>				-	<b>712,878</b>

**W.S.U ANNUAL BUDGET**  
**101963 - OneStop Student Services**  
**For Fiscal Year 2025**

Account Code	Position Number	Name or Account Description	Months	2025 Adopted	
				Budget FTE	Amount
<b>USS SALARIES</b>					
<b>1000 USS Salaries-Permanent</b>					
<b>Total USS Salaries</b>				-	-
<b>Total USS Salaries by Fund</b>					
<b>Total USS Salaries by Fund</b>				-	-
<b>UNCLASSIFIED SALARIES</b>					
<b>1100 Unclassified Salaries-Permanent (Including 1105 - Stipend)</b>					
993019	OneStop Specialist James, Addie		12	0.75	34,710
<i>This position is fully funded from restricted use sources.</i>					
993601	Assistant Director OneStop Johnson, Kylie		12	1.00	61,562
<i>This position is fully funded from restricted use sources.</i>					
996858	First-Year Advisor Gartelos, Constantine		12	1.00	42,925
<i>This position is fully funded from restricted use sources.</i>					
996895	First-Year Advisor Ternes, Michelle		12	1.00	43,999
996925	First-Year Advisor Ortega, Elia		12	1.00	45,824
996976	Administrative Assistant Greene, PearlNeshia		12	1.00	36,587
<i>This position is fully funded from restricted use sources.</i>					
997164	First Year Advisor Abendroth, Kelsey		12	1.00	43,999
<i>This position is fully funded from restricted use sources.</i>					
997225	University Operator Horton, Cindy		12	0.63	20,449
<i>This position is fully funded from restricted use sources.</i>					
997355	First-Year Advisor Brooks, Kindra		12	1.00	45,221
<i>\$30,445 of this position is funded from restricted use sources.</i>					
997415	First-Year Advisor Ulmer, Brittany		12	1.00	45,759
<i>This position is fully funded from restricted use sources.</i>					
997443	Director OneStop Student Services Hamilton, Aaron		12	1.00	95,067
<i>This position is fully funded from restricted use sources.</i>					
997903	First-Year Advisor Vacant			1.00	50,461
<i>This position is fully funded from restricted use sources.</i>					
998311	First-Year Advisor Vanorsby, Hannah		12	1.00	44,015
<i>This position is fully funded from restricted use sources.</i>					

**W.S.U ANNUAL BUDGET**  
**101963 - OneStop Student Services**  
**For Fiscal Year 2025**

Account Code	Position Number	Name or Account Description	Months	2025 Adopted	
				Budget FTE	Amount
	999918	First-Year Advisor Bergkamp, Monica <i>This position is fully funded from restricted use sources.</i>	12	1.00	44,015
	1110	Uncl-Salaries-Seasonal and Temp			16,200
		<b>Total Unclassified Salaries</b>		<b>13.38</b>	<b>670,793</b>
		<b>Total Unclassified Salaries by Fund</b>			
	A2000	GU General Fees Fund		2.33	120,799
	D10700	RU One Stop Student Services		11.05	549,994
		<b>Total Unclassified Salaries by Fund</b>		<b>13.38</b>	<b>670,793</b>
<b>STUDENT ASSISTANTS AND BENEFITS</b>					
	1200	Student Salaries-Regular			-
	1210	Student Salaries-WS-WSU Match			-
	1690	Shrinkage			(3,513)
	1760	State Leave Pymt Assessment			4,837
	1810	KPERS Retirement			9,129
	1830	Regents Retirement			44,562
	1850	TIAA Disability			6,553
	1911	Medicare			9,461
	1912	OASDI			40,434
	1750	Dependent Health Insurance			8,750
	1950	Single Group Health Insurance			103,401
	1970	Workers Compensation			1,842
	1980	Unemployment Compensation			398
		<b>Total Students and Fringe Benefits</b>			<b>225,854</b>
		<b>Total Students and Fringe Benefits by Fund</b>			
	A2000	GU General Fees Fund			29,752
	D10700	RU One Stop Student Services			196,102
		<b>Total Students and Fringe Benefits</b>			<b>225,854</b>
		<b>Total Salaries and Fringe Benefits</b>		<b>13.38</b>	<b>896,647</b>
		<b>Total Salaries and Fringe Benefits by Fund</b>			
	A2000	GU General Fees Fund		2.33	150,551
	D10700	RU One Stop Student Services		11.05	746,096
		<b>Total Salaries and Fringe Benefits</b>		<b>13.38</b>	<b>896,647</b>
<b>OTHER OPERATING EXPENDITURES (OOE)</b>					
	7C	Contractual Services			1,124,833
	7F	Commodities			71,954
	7H	Capital Outlay			10,000
		<b>Total OOE</b>			<b>1,206,787</b>
		<b>Total OOE by Fund</b>			
	D10700	RU One Stop Student Services			1,206,787
		<b>Total OOE by Fund</b>			<b>1,206,787</b>
		<b>Total FTE and Expenditures</b>		<b>13.38</b>	<b>2,103,434</b>
		<b>Total FTE and Expenditures by Fund</b>			
	A2000	GU General Fees Fund		2.33	150,551
	D10700	RU One Stop Student Services		11.05	1,952,883
		<b>Total FTE and Expenditures by Fund</b>		<b>13.38</b>	<b>2,103,434</b>

**W.S.U ANNUAL BUDGET**  
**101962 - International Educ-Agency Serv Fees**  
**For Fiscal Year 2025**

Account Code	Position Number	Name or Account Description	Months	2025 Adopted	
				Budget FTE	Amount
<b>USS SALARIES</b>					
<b>1000 USS Salaries-Permanent</b>					
<b>Total USS Salaries</b>				-	-
<b>Total USS Salaries by Fund</b>					
<b>Total USS Salaries by Fund</b>				-	-
<b>UNCLASSIFIED SALARIES</b>					
<b>1100 Unclassified Salaries-Permanent (Including 1105 - Stipend)</b>					
<b>Total Unclassified Salaries</b>				-	-
<b>Total Unclassified Salaries by Fund</b>					
<b>Total Unclassified Salaries by Fund</b>				-	-
<b>STUDENT ASSISTANTS AND BENEFITS</b>					
<b>Total Students and Fringe Benefits</b>				-	-
<b>Total Students and Fringe Benefits by Fund</b>					
<b>Total Students and Fringe Benefits</b>				-	-
<b>Total Salaries and Fringe Benefits</b>				-	-
<b>Total Salaries and Fringe Benefits by Fund</b>					
<b>Total Salaries and Fringe Benefits</b>				-	-
<b>OTHER OPERATING EXPENDITURES (OOE)</b>					
7C Contractual Services				1,058,164	
<b>Total OOE</b>				<b>1,058,164</b>	
<b>Total OOE by Fund</b>					
A2000	GU General Fees Fund			1,058,164	
<b>Total OOE by Fund</b>				<b>1,058,164</b>	
<b>Total FTE and Expenditures</b>				-	<b>1,058,164</b>
<b>Total FTE and Expenditures by Fund</b>					
A2000	GU General Fees Fund			-	1,058,164
<b>Total FTE and Expenditures by Fund</b>				-	<b>1,058,164</b>

**W.S.U ANNUAL BUDGET  
102544 - Shocker Pathways  
For Fiscal Year 2025**

Account Code	Position Number	Name or Account Description	Months	2025 Adopted	
				Budget FTE	Amount
<b>USS SALARIES</b>					
<b>1000 USS Salaries-Permanent</b>					
<b>Total USS Salaries</b>				-	-
<b>Total USS Salaries by Fund</b>					
<b>Total USS Salaries by Fund</b>				-	-
<b>UNCLASSIFIED SALARIES</b>					
<b>1100 Unclassified Salaries-Permanent (Including 1105 - Stipend)</b>					
	991506	Director Shocker Transfer Accelerator Hoffine, Donisha	12	1.00	69,655
<b>Total Unclassified Salaries</b>				<b>1.00</b>	<b>69,655</b>
<b>Total Unclassified Salaries by Fund</b>					
A2000		GU General Fees Fund		1.00	69,655
<b>Total Unclassified Salaries by Fund</b>				<b>1.00</b>	<b>69,655</b>
<b>STUDENT ASSISTANTS AND BENEFITS</b>					
	1690	Shrinkage			(2,183)
	1760	State Leave Pymt Assessment			502
	1830	Regents Retirement			5,921
	1850	TIAA Disability			697
	1911	Medicare			939
	1912	OASDI			4,012
	1750	Dependent Health Insurance			4,375
	1950	Single Group Health Insurance			9,400
	1970	Workers Compensation			191
	1980	Unemployment Compensation			39
<b>Total Students and Fringe Benefits</b>					<b>23,893</b>
<b>Total Students and Fringe Benefits by Fund</b>					
A2000		GU General Fees Fund			23,893
<b>Total Students and Fringe Benefits</b>					<b>23,893</b>
<b>Total Salaries and Fringe Benefits</b>				<b>1.00</b>	<b>93,548</b>
<b>Total Salaries and Fringe Benefits by Fund</b>					
A2000		GU General Fees Fund		1.00	93,548
<b>Total Salaries and Fringe Benefits</b>				<b>1.00</b>	<b>93,548</b>
<b>OTHER OPERATING EXPENDITURES (OEE)</b>					
<b>Total OOE</b>					-
<b>Total OOE by Fund</b>					
<b>Total OOE by Fund</b>					-
<b>Total FTE and Expenditures</b>				<b>1.00</b>	<b>93,548</b>
<b>Total FTE and Expenditures by Fund</b>					
A2000		GU General Fees Fund		1.00	93,548
<b>Total FTE and Expenditures by Fund</b>				<b>1.00</b>	<b>93,548</b>

**W.S.U ANNUAL BUDGET**  
**102002 - Marketing, Advertising and Promo**  
**For Fiscal Year 2025**

Account Code	Position Number	Name or Account Description	Months	2025 Adopted	
				Budget FTE	Amount
<b>USS SALARIES</b>					
<b>1000 USS Salaries-Permanent</b>					
<b>Total USS Salaries</b>				-	-
<b>Total USS Salaries by Fund</b>					
<b>Total USS Salaries by Fund</b>				-	-
<b>UNCLASSIFIED SALARIES</b>					
<b>1100 Unclassified Salaries-Permanent (Including 1105 - Stipend)</b>					
992057		Brand Experience and Digital Media Manager Schisler, James	12	1.00	60,600
<i>This position is fully funded from restricted use sources.</i>					
<b>Total Unclassified Salaries</b>				<b>1.00</b>	<b>60,600</b>
<b>Total Unclassified Salaries by Fund</b>					
D10037		Marketing, Advertising and Promotio		1.00	60,600
<b>Total Unclassified Salaries by Fund</b>				<b>1.00</b>	<b>60,600</b>
<b>STUDENT ASSISTANTS AND BENEFITS</b>					
1200		Student Salaries-Regular			-
1760		State Leave Pymt Assessment			437
1830		Regents Retirement			5,151
1850		TIAA Disability			606
1911		Medicare			879
1912		OASDI			3,758
1970		Workers Compensation			166
1980		Unemployment Compensation			37
<b>Total Students and Fringe Benefits</b>					<b>11,034</b>
<b>Total Students and Fringe Benefits by Fund</b>					
D10037		Marketing, Advertising and Promotio			11,034
<b>Total Students and Fringe Benefits</b>					<b>11,034</b>
<b>Total Salaries and Fringe Benefits</b>				<b>1.00</b>	<b>71,634</b>
<b>Total Salaries and Fringe Benefits by Fund</b>					
D10037		Marketing, Advertising and Promotio		1.00	71,634
<b>Total Salaries and Fringe Benefits</b>				<b>1.00</b>	<b>71,634</b>
<b>OTHER OPERATING EXPENDITURES (OOE)</b>					
7C		Contractual Services			168,400
7F		Commodities			6,000
7H		Capital Outlay			500
<b>Total OOE</b>					<b>174,900</b>
<b>Total OOE by Fund</b>					
D10037		Marketing, Advertising and Promotio			174,900
<b>Total OOE by Fund</b>					<b>174,900</b>
<b>Total FTE and Expenditures</b>				<b>1.00</b>	<b>246,534</b>
<b>Total FTE and Expenditures by Fund</b>					
D10037		Marketing, Advertising and Promotio		1.00	246,534
<b>Total FTE and Expenditures by Fund</b>				<b>1.00</b>	<b>246,534</b>



**W.S.U ANNUAL BUDGET**  
**101615 - SA Marketing & Communication**  
**For Fiscal Year 2025**

Account Code	Position Number	Name or Account Description	Months	2025 Adopted	
				Budget FTE	Amount
<b>USS SALARIES</b>					
<b>1000 USS Salaries-Permanent</b>					
<b>Total USS Salaries</b>				-	-
<b>Total USS Salaries by Fund</b>					
<b>Total USS Salaries by Fund</b>				-	-
<b>UNCLASSIFIED SALARIES</b>					
<b>1100 Unclassified Salaries-Permanent (Including 1105 - Stipend)</b>					
	997766	Marketing and Communications Director Stieben, Erin	12	1.00	60,485
<b>Total Unclassified Salaries</b>				<b>1.00</b>	<b>60,485</b>
<b>Total Unclassified Salaries by Fund</b>					
	A0003	GU State General Fund		1.00	60,485
	A2000	GU General Fees Fund		-	-
<b>Total Unclassified Salaries by Fund</b>				<b>1.00</b>	<b>60,485</b>
<b>STUDENT ASSISTANTS AND BENEFITS</b>					
	1690	Shrinkage			(1,936)
	1760	State Leave Pymt Assessment			436
	1830	Regents Retirement			5,142
	1850	TIAA Disability			605
	1911	Medicare			806
	1912	OASDI			3,444
	1750	Dependent Health Insurance			4,375
	1950	Single Group Health Insurance			9,400
	1970	Workers Compensation			166
	1980	Unemployment Compensation			34
<b>Total Students and Fringe Benefits</b>					<b>22,472</b>
<b>Total Students and Fringe Benefits by Fund</b>					
	A0003	GU State General Fund			22,472
	A2000	GU General Fees Fund			-
<b>Total Students and Fringe Benefits</b>					<b>22,472</b>
<b>Total Salaries and Fringe Benefits</b>				<b>1.00</b>	<b>82,957</b>
<b>Total Salaries and Fringe Benefits by Fund</b>					
	A0003	GU State General Fund		1.00	82,957
	A2000	GU General Fees Fund		-	-
<b>Total Salaries and Fringe Benefits</b>				<b>1.00</b>	<b>82,957</b>
<b>OTHER OPERATING EXPENDITURES (OOE)</b>					
	7C	Contractual Services			42,500
	7F	Commodities			2,500
<b>Total OOE</b>					<b>45,000</b>
<b>Total OOE by Fund</b>					
	D11852	RU SA Marketing and Communications			45,000
<b>Total OOE by Fund</b>					<b>45,000</b>
<b>Total FTE and Expenditures</b>				<b>1.00</b>	<b>127,957</b>
<b>Total FTE and Expenditures by Fund</b>					
	A0003	GU State General Fund		1.00	82,957
	A2000	GU General Fees Fund		-	-
	D11852	RU SA Marketing and Communications		-	45,000

**W.S.U ANNUAL BUDGET**  
**101615 - SA Marketing & Communication**  
**For Fiscal Year 2025**

Account Code	Position Number	Name or Account Description	Months	2025 Adopted	
				Budget FTE	Amount
<b>Total FTE and Expenditures by Fund</b>				<b>1.00</b>	<b>127,957</b>

**W.S.U ANNUAL BUDGET**  
**101616 - SA Student Outreach Services**  
**For Fiscal Year 2025**

Account Code	Position Number	Name or Account Description	Months	2025 Adopted	
				Budget FTE	Amount
<b>USS SALARIES</b>					
<b>1000 USS Salaries-Permanent</b>					
<b>Total USS Salaries</b>				-	-
<b>Total USS Salaries by Fund</b>					
<b>Total USS Salaries by Fund</b>				-	-
<b>UNCLASSIFIED SALARIES</b>					
<b>1100 Unclassified Salaries-Permanent (Including 1105 - Stipend)</b>					
993098		Social Services Coordinator and Advocate Geesaman, Michelle	12	1.00	45,000
993318		Social Services Case Manager and Advocate Lockhart, Courtney	12	1.00	46,587
994736		Director Student Outreach Services Davidson, Katie	12	1.00	65,757
996893		Social Services Coordinator and Advocate Glass, Rachel	12	1.00	45,450
<i>This position is fully funded from restricted use sources.</i>					
<b>Total Unclassified Salaries</b>				<b>4.00</b>	<b>202,794</b>
<b>Total Unclassified Salaries by Fund</b>					
A0003		GU State General Fund		3.00	157,344
A2000		GU General Fees Fund		-	-
D11853		RU SA Student Outreach Services		1.00	45,450
<b>Total Unclassified Salaries by Fund</b>				<b>4.00</b>	<b>202,794</b>
<b>STUDENT ASSISTANTS AND BENEFITS</b>					
1690		Shrinkage			(4,582)
1760		State Leave Pymt Assessment			1,462
1810		KPERS Retirement			5,321
1830		Regents Retirement			13,280
1850		TIAA Disability			2,029
1911		Medicare			2,889
1912		OASDI			12,344
1750		Dependent Health Insurance			4,375
1950		Single Group Health Insurance			18,800
1970		Workers Compensation			556
1980		Unemployment Compensation			121
<b>Total Students and Fringe Benefits</b>					<b>56,595</b>
<b>Total Students and Fringe Benefits by Fund</b>					
A0003		GU State General Fund			38,991
A2000		GU General Fees Fund			-
D11853		RU SA Student Outreach Services			17,604
<b>Total Students and Fringe Benefits</b>					<b>56,595</b>
<b>Total Salaries and Fringe Benefits</b>				<b>4.00</b>	<b>259,389</b>
<b>Total Salaries and Fringe Benefits by Fund</b>					
A0003		GU State General Fund		3.00	196,335
A2000		GU General Fees Fund		-	-
D11853		RU SA Student Outreach Services		1.00	63,054
<b>Total Salaries and Fringe Benefits</b>				<b>4.00</b>	<b>259,389</b>

**W.S.U ANNUAL BUDGET**  
**101616 - SA Student Outreach Services**  
**For Fiscal Year 2025**

Account Code	Position Number	Name or Account Description	Months	2025 Adopted	
				Budget FTE	Amount
<b>OTHER OPERATING EXPENDITURES (OOE)</b>					
7C		Contractual Services			8,434
7F		Commodities			-
<b>Total OOE</b>					<b>8,434</b>
<b>Total OOE by Fund</b>					
A2000		GU General Fees Fund			8,434
D11853		RU SA Student Outreach Services			-
<b>Total OOE by Fund</b>					<b>8,434</b>
<b>Total FTE and Expenditures</b>				<b>4.00</b>	<b>267,823</b>
<b>Total FTE and Expenditures by Fund</b>					
A0003		GU State General Fund		3.00	196,335
A2000		GU General Fees Fund		-	8,434
D11853		RU SA Student Outreach Services		1.00	63,054
<b>Total FTE and Expenditures by Fund</b>				<b>4.00</b>	<b>267,823</b>

**W.S.U ANNUAL BUDGET**  
**102237 - NISS OneStop Student Services**  
**For Fiscal Year 2025**

Account Code	Position Number	Name or Account Description	Months	2025 Adopted	
				Budget FTE	Amount
<b>USS SALARIES</b>					
<b>1000 USS Salaries-Permanent</b>					
<b>Total USS Salaries</b>				-	-
<b>Total USS Salaries by Fund</b>					
<b>Total USS Salaries by Fund</b>				-	-
<b>UNCLASSIFIED SALARIES</b>					
<b>1100 Unclassified Salaries-Permanent (Including 1105 - Stipend)</b>					
1110		Uncl-Salaries-Seasonal and Temp			20,000
<b>Total Unclassified Salaries</b>				-	<b>20,000</b>
<b>Total Unclassified Salaries by Fund</b>					
A0003		GU State General Fund		-	20,000
<b>Total Unclassified Salaries by Fund</b>				-	<b>20,000</b>
<b>STUDENT ASSISTANTS AND BENEFITS</b>					
1690		Shrinkage			(495)
1760		State Leave Pymt Assessment			144
1911		Medicare			290
1912		OASDI			1,240
1970		Workers Compensation			55
1980		Unemployment Compensation			12
<b>Total Students and Fringe Benefits</b>				-	<b>1,246</b>
<b>Total Students and Fringe Benefits by Fund</b>					
A0003		GU State General Fund		-	1,246
<b>Total Students and Fringe Benefits</b>				-	<b>1,246</b>
<b>Total Salaries and Fringe Benefits</b>				-	<b>21,246</b>
<b>Total Salaries and Fringe Benefits by Fund</b>					
A0003		GU State General Fund		-	21,246
<b>Total Salaries and Fringe Benefits</b>				-	<b>21,246</b>
<b>OTHER OPERATING EXPENDITURES (OOE)</b>					
<b>Total OOE</b>				-	-
<b>Total OOE by Fund</b>					
<b>Total OOE by Fund</b>				-	-
<b>Total FTE and Expenditures</b>				-	<b>21,246</b>
<b>Total FTE and Expenditures by Fund</b>					
A0003		GU State General Fund		-	21,246
<b>Total FTE and Expenditures by Fund</b>				-	<b>21,246</b>

**Wichita State University**  
**Fiscal Year 2025 Annual Operating Budget**

**Student Services Program**  
**Program Code 44000**

**Student Services Program Budget Summary**

<u>Expenditures</u>	<u>General Use Funds</u>				<u>Restricted Use Funds</u>	<u>Total Budget</u>	<u>% of Total Budget</u>
	<u>State General Fund</u>	<u>General Fees (Tuition) Fund</u>	<u>Total</u>	<u>% of General Use Budget</u>			
<b>Salaries and Fringe Benefits</b>							
University Support Staff Salaries	\$ 181,786	\$ -	\$ 181,786	0.9%	\$ 31,538	\$ 213,325	0.6%
Unclassified Salaries	5,306,032	4,832,066	10,138,097	48.1%	5,739,861	15,877,958	43.2%
Student Salaries	117,500	25,000	142,500	0.7%	949,609	1,092,109	3.0%
Fringe Benefits	1,891,259	1,495,296	3,386,555	16.1%	1,676,039	5,062,593	13.8%
Shrinkage	(168,291)	(144,295)	(312,586)	-1.5%	-	(312,586)	-0.9%
<b>Subtotal Salaries and Fringe Benefits</b>	<u>\$ 7,328,286</u>	<u>\$ 6,208,066</u>	<u>\$ 13,536,352</u>	<u>64.2%</u>	<u>\$ 8,397,047</u>	<u>\$ 21,933,399</u>	<u>59.7%</u>
<b>Other Operating Expenditures</b>	<u>\$ 5,000,000</u>	<u>\$ 2,542,159</u>	<u>\$ 7,542,159</u>	<u>35.8%</u>	<u>\$ 7,292,511</u>	<u>\$ 14,834,670</u>	<u>40.3%</u>
<b>Total Student Services Program Budget</b>	<u><u>\$ 12,328,286</u></u>	<u><u>\$ 8,750,225</u></u>	<u><u>\$ 21,078,511</u></u>	<u><u>100.0%</u></u>	<u><u>\$ 15,689,558</u></u>	<u><u>\$ 36,768,069</u></u>	<u><u>100.0%</u></u>

Summary excludes nonreportable expenditures

**Wichita State University**  
**Fiscal Year 2025 Annual Operating Budget**

**Institutional Support Program**  
**Program Code 41000**

**Institutional Support Program Definition**

The Institutional Support Program includes expenditures for central executive-level activities concerned with management and long-range planning for the entire institution. They include budgeting, legal services, fiscal operations, human resource management, support services to faculty and staff, and activities concerned with community and alumni relations. The Institutional Support Program is divided into four sub-programs: Executive Management (41161), Fiscal Operations (41162), General Administration (41163), and Public Relations and Development (41167).

**W.S.U ANNUAL BUDGET**  
**101500 - President's Office**  
**For Fiscal Year 2025**

Account Code	Position Number	Name or Account Description	Months	2025 Adopted	
				Budget FTE	Amount
<b>USS SALARIES</b>					
<b>1000 USS Salaries-Permanent</b>					
<b>Total USS Salaries</b>				-	-
<b>Total USS Salaries by Fund</b>					
<b>Total USS Salaries by Fund</b>				-	-
<b>UNCLASSIFIED SALARIES</b>					
<b>1100 Unclassified Salaries-Permanent (Including 1105 - Stipend)</b>					
995192		Executive Assistant to the President Vacant		1.00	83,291
995209		Chief of Staff & Executive Director of Government Relations Gearhart, Zachary	12	1.00	166,650
997738		Vice President Strategy & Government Relations Schlapp, Andrew	12	0.45	204,525
998571		President Muma, Richard	12	1.00	500,000
<i>\$30,338 of this position is funded from restricted use sources.</i>					
1110		Uncl-Salaries-Seasonal and Temp			15,000
1115		Unclassified Salaries-Add'l Comp			50,000
<b>Total Unclassified Salaries</b>				<b>3.45</b>	<b>1,019,466</b>
<b>Total Unclassified Salaries by Fund</b>					
A0003		GU State General Fund		3.39	924,128
A2000		GU General Fees Fund		-	65,000
D10000		RU President's Office		0.06	30,338
<b>Total Unclassified Salaries by Fund</b>				<b>3.45</b>	<b>1,019,466</b>
<b>STUDENT ASSISTANTS AND BENEFITS</b>					
1200		Student Salaries-Regular			20,000
1690		Shrinkage			(26,591)
1760		State Leave Pymt Assessment			7,342
1830		Regents Retirement			78,302
1850		TIAA Disability			10,047
1911		Medicare			14,627
1912		OASDI			34,731
1750		Dependent Health Insurance			10,720
1950		Single Group Health Insurance			23,031
1970		Workers Compensation			2,786
1980		Unemployment Compensation			608
<b>Total Students and Fringe Benefits</b>					<b>175,603</b>
<b>Total Students and Fringe Benefits by Fund</b>					
A0003		GU State General Fund			141,790
A2000		GU General Fees Fund			28,689
D10000		RU President's Office			5,124
<b>Total Students and Fringe Benefits</b>					<b>175,603</b>
<b>Total Salaries and Fringe Benefits</b>				<b>3.45</b>	<b>1,195,069</b>
<b>Total Salaries and Fringe Benefits by Fund</b>					
A0003		GU State General Fund		3.39	1,065,918
A2000		GU General Fees Fund		-	93,689
D10000		RU President's Office		0.06	35,462
<b>Total Salaries and Fringe Benefits</b>				<b>3.45</b>	<b>1,195,069</b>



**W.S.U ANNUAL BUDGET  
101500 - President's Office  
For Fiscal Year 2025**

Account Code	Position Number	Name or Account Description	Months	2025 Adopted	
				Budget FTE	Amount
<b>OTHER OPERATING EXPENDITURES (OOE)</b>					
7C		Contractual Services			219,494
7F		Commodities			13,000
7H		Capital Outlay			-
		<b>Total OOE</b>			<b>232,494</b>
<b>Total OOE by Fund</b>					
A2000		GU General Fees Fund			217,994
D10000		RU President's Office			14,500
		<b>Total OOE by Fund</b>			<b>232,494</b>
<b>Total FTE and Expenditures</b>				<b>3.45</b>	<b>1,427,563</b>
<b>Total FTE and Expenditures by Fund</b>					
A0003		GU State General Fund		3.39	1,065,918
A2000		GU General Fees Fund		-	311,683
D10000		RU President's Office		0.06	49,962
<b>Total FTE and Expenditures by Fund</b>				<b>3.45</b>	<b>1,427,563</b>

**W.S.U ANNUAL BUDGET**  
**101505 - VP for Finance & Administration**  
**For Fiscal Year 2025**

Account Code	Position Number	Name or Account Description	Months	2025 Adopted	
				Budget FTE	Amount
<b>USS SALARIES</b>					
<b>1000 USS Salaries-Permanent</b>					
<b>Total USS Salaries</b>				-	-
<b>Total USS Salaries by Fund</b>					
<b>Total USS Salaries by Fund</b>				-	-
<b>UNCLASSIFIED SALARIES</b>					
<b>1100 Unclassified Salaries-Permanent (Including 1105 - Stipend)</b>					
993996		Budget Analyst Vacant		1.00	77,512
994670		Administrative Specialist Burris, Karla	12	1.00	45,552
996792		Sr. Budget Analyst Post, Jason	12	1.00	84,757
996839		Director Support Services Abbey, Mary	12	1.00	98,299
998361		Executive Assistant to the Finance and Administration Divisional Officer Pappas, Lisa	12	1.00	65,650
998565		Executive Director Budget Pletcher, Lyndsay	12	1.00	140,000
998567		Vice President Finance and Administration Golling, Werner	12	1.00	331,280
1115		Unclassified Salaries-Add'l Comp			100,000
<b>Total Unclassified Salaries</b>				<b>7.00</b>	<b>943,050</b>
<b>Total Unclassified Salaries by Fund</b>					
A0003		GU State General Fund		5.00	637,400
A2000		GU General Fees Fund		2.00	205,650
D11253		RU VPFA Claims Contingency		-	100,000
<b>Total Unclassified Salaries by Fund</b>				<b>7.00</b>	<b>943,050</b>
<b>STUDENT ASSISTANTS AND BENEFITS</b>					
1200		Student Salaries-Regular			9,924
1690		Shrinkage			(23,490)
1760		State Leave Pymt Assessment			6,793
1830		Regents Retirement			73,573
1850		TIAA Disability			9,433
1911		Medicare			13,532
1912		OASDI			48,102
1750		Dependent Health Insurance			13,125
1950		Single Group Health Insurance			37,600
1970		Workers Compensation			2,579
1980		Unemployment Compensation			564
<b>Total Students and Fringe Benefits</b>					<b>191,735</b>
<b>Total Students and Fringe Benefits by Fund</b>					
A0003		GU State General Fund			128,269
A2000		GU General Fees Fund			45,263
D11253		RU VPFA Claims Contingency			18,203

**W.S.U ANNUAL BUDGET**  
**101505 - VP for Finance & Administration**  
**For Fiscal Year 2025**

Account Code	Position Number	Name or Account Description	Months	2025 Adopted	
				Budget FTE	Amount
<b>Total Students and Fringe Benefits</b>					<b>191,735</b>
<b>Total Salaries and Fringe Benefits</b>				<b>7.00</b>	<b>1,134,785</b>
<b>Total Salaries and Fringe Benefits by Fund</b>					
A0003		GU State General Fund		5.00	765,669
A2000		GU General Fees Fund		2.00	250,913
D11253		RU VPFA Claims Contingency		-	118,203
<b>Total Salaries and Fringe Benefits</b>				<b>7.00</b>	<b>1,134,785</b>
<b>OTHER OPERATING EXPENDITURES (OOE)</b>					
7C		Contractual Services			42,757
7F		Commodities			2,847
7H		Capital Outlay			1,500
<b>Total OOE</b>					<b>47,104</b>
<b>Total OOE by Fund</b>					
A0003		GU State General Fund			8,302
A2000		GU General Fees Fund			38,802
<b>Total OOE by Fund</b>					<b>47,104</b>
<b>Total FTE and Expenditures</b>				<b>7.00</b>	<b>1,181,889</b>
<b>Total FTE and Expenditures by Fund</b>					
A0003		GU State General Fund		5.00	773,971
A2000		GU General Fees Fund		2.00	289,715
D11253		RU VPFA Claims Contingency		-	118,203
<b>Total FTE and Expenditures by Fund</b>				<b>7.00</b>	<b>1,181,889</b>

**W.S.U ANNUAL BUDGET**  
**101509 - Office of Academic Affairs**  
**For Fiscal Year 2025**

Account Code	Position Number	Name or Account Description	Months	2025 Adopted	
				Budget FTE	Amount
<b>USS SALARIES</b>					
<b>1000 USS Salaries-Permanent</b>					
<b>Total USS Salaries</b>				-	-
<b>Total USS Salaries by Fund</b>					
<b>Total USS Salaries by Fund</b>				-	-
<b>UNCLASSIFIED SALARIES</b>					
<b>1100 Unclassified Salaries-Permanent (Including 1105 - Stipend)</b>					
995021		Executive Assistant Morton-Jordan, Karla	12	1.00	53,833
995105		Senior Associate Vice President of Institutional Effectiveness & Strategic Enrollment Management Jack, Ashlie	12	1.00	206,040
995164		Executive Vice President and Provost Lefever, Shirley	12	1.00	336,457
995165		Assoc VP Institutional Effectiveness & Assoc Professor Vacant		1.00	14,437
997219		Chief Data Officer Wright, David	12	1.00	184,455
998008		Publications Editor Bixby, Kristie	12	1.00	56,959
998181		Executive Assistant to the Provost Manning, Laura	12	1.00	84,124
998254		Associate Vice President Academic Affairs Glenmaye, Linnea	12	1.00	192,116
998821		Operations and Financial Director, Academic Affairs Smetak, Kelley	12	1.00	90,585
<b>Total Unclassified Salaries</b>				<b>9.00</b>	<b>1,219,006</b>
<b>Total Unclassified Salaries by Fund</b>					
A0003		GU State General Fund		2.00	376,571
A2000		GU General Fees Fund		7.00	842,435
D10003		RU Office of Academic Affairs		-	-
<b>Total Unclassified Salaries by Fund</b>				<b>9.00</b>	<b>1,219,006</b>
<b>STUDENT ASSISTANTS AND BENEFITS</b>					
1200		Student Salaries-Regular			-
1690		Shrinkage			(34,188)
1760		State Leave Pymt Assessment			8,782
1830		Regents Retirement			102,391
1850		TIAA Disability			12,195
1911		Medicare			17,538
1912		OASDI			60,741
1750		Dependent Health Insurance			8,750
1950		Single Group Health Insurance			65,800
1970		Workers Compensation			3,332
1980		Unemployment Compensation			729

**W.S.U ANNUAL BUDGET**  
**101509 - Office of Academic Affairs**  
**For Fiscal Year 2025**

Account Code	Position Number	Name or Account Description	Months	2025 Adopted	
				Budget FTE	Amount
<b>Total Students and Fringe Benefits</b>					<b>246,070</b>
<b>Total Students and Fringe Benefits by Fund</b>					
A0003		GU State General Fund			74,703
A2000		GU General Fees Fund			171,367
D10003		RU Office of Academic Affairs			-
<b>Total Students and Fringe Benefits</b>					<b>246,070</b>
<b>Total Salaries and Fringe Benefits</b>				<b>9.00</b>	<b>1,465,076</b>
<b>Total Salaries and Fringe Benefits by Fund</b>					
A0003		GU State General Fund		2.00	451,274
A2000		GU General Fees Fund		7.00	1,013,802
D10003		RU Office of Academic Affairs		-	-
<b>Total Salaries and Fringe Benefits</b>				<b>9.00</b>	<b>1,465,076</b>
<b>OTHER OPERATING EXPENDITURES (OOE)</b>					
7C		Contractual Services			73,124
7F		Commodities			9,000
7H		Capital Outlay			5,500
<b>Total OOE</b>					<b>87,624</b>
<b>Total OOE by Fund</b>					
A2000		GU General Fees Fund			87,624
<b>Total OOE by Fund</b>					<b>87,624</b>
<b>Total FTE and Expenditures</b>				<b>9.00</b>	<b>1,552,700</b>
<b>Total FTE and Expenditures by Fund</b>					
A0003		GU State General Fund		2.00	451,274
A2000		GU General Fees Fund		7.00	1,101,426
D10003		RU Office of Academic Affairs		-	-
<b>Total FTE and Expenditures by Fund</b>				<b>9.00</b>	<b>1,552,700</b>

**W.S.U ANNUAL BUDGET  
101521 - Faculty Senate  
For Fiscal Year 2025**

Account Code	Position Number	Name or Account Description	Months	2025 Adopted	
				Budget FTE	Amount
<b>USS SALARIES</b>					
<b>1000 USS Salaries-Permanent</b>					
<b>Total USS Salaries</b>				-	-
<b>Total USS Salaries by Fund</b>					
<b>Total USS Salaries by Fund</b>				-	-
<b>UNCLASSIFIED SALARIES</b>					
<b>1100 Unclassified Salaries-Permanent (Including 1105 - Stipend)</b>					
1115		Unclassified Salaries-Add'l Comp		-	8,000
<b>Total Unclassified Salaries</b>				-	<b>8,000</b>
<b>Total Unclassified Salaries by Fund</b>					
A0003		GU State General Fund		-	8,000
<b>Total Unclassified Salaries by Fund</b>				-	<b>8,000</b>
<b>STUDENT ASSISTANTS AND BENEFITS</b>					
1690		Shrinkage			(215)
1760		State Leave Pymt Assessment			58
1830		Regents Retirement			680
1850		TIAA Disability			80
1911		Medicare			116
1912		OASDI			496
1970		Workers Compensation			22
1980		Unemployment Compensation			5
<b>Total Students and Fringe Benefits</b>				-	<b>1,242</b>
<b>Total Students and Fringe Benefits by Fund</b>					
A0003		GU State General Fund			1,242
<b>Total Students and Fringe Benefits</b>				-	<b>1,242</b>
<b>Total Salaries and Fringe Benefits</b>				-	<b>9,242</b>
<b>Total Salaries and Fringe Benefits by Fund</b>					
A0003		GU State General Fund		-	9,242
<b>Total Salaries and Fringe Benefits</b>				-	<b>9,242</b>
<b>OTHER OPERATING EXPENDITURES (OOE)</b>					
7C		Contractual Services			13,200
7F		Commodities			329
7H		Capital Outlay			-
<b>Total OOE</b>				-	<b>13,529</b>
<b>Total OOE by Fund</b>					
A2000		GU General Fees Fund			13,529
<b>Total OOE by Fund</b>				-	<b>13,529</b>
<b>Total FTE and Expenditures</b>				-	<b>22,771</b>
<b>Total FTE and Expenditures by Fund</b>					
A0003		GU State General Fund		-	9,242
A2000		GU General Fees Fund		-	13,529
<b>Total FTE and Expenditures by Fund</b>				-	<b>22,771</b>

**W.S.U ANNUAL BUDGET**  
**102442 - University Staff Senate**  
**For Fiscal Year 2025**

Account Code	Position Number	Name or Account Description	Months	2025 Adopted	
				Budget FTE	Amount
<b>USS SALARIES</b>					
<b>1000 USS Salaries-Permanent</b>					
<b>Total USS Salaries</b>				-	-
<b>Total USS Salaries by Fund</b>					
<b>Total USS Salaries by Fund</b>				-	-
<b>UNCLASSIFIED SALARIES</b>					
<b>1100 Unclassified Salaries-Permanent (Including 1105 - Stipend)</b>					
1115		Unclassified Salaries-Add'l Comp			5,500
<b>Total Unclassified Salaries</b>				-	<b>5,500</b>
<b>Total Unclassified Salaries by Fund</b>					
A2000		GU General Fees Fund		-	5,500
<b>Total Unclassified Salaries by Fund</b>				-	<b>5,500</b>
<b>STUDENT ASSISTANTS AND BENEFITS</b>					
1690		Shrinkage			(148)
1760		State Leave Pymt Assessment			40
1830		Regents Retirement			468
1850		TIAA Disability			55
1911		Medicare			80
1912		OASDI			341
1970		Workers Compensation			16
1980		Unemployment Compensation			4
<b>Total Students and Fringe Benefits</b>				-	<b>856</b>
<b>Total Students and Fringe Benefits by Fund</b>					
A2000		GU General Fees Fund			856
<b>Total Students and Fringe Benefits</b>				-	<b>856</b>
<b>Total Salaries and Fringe Benefits</b>				-	<b>6,356</b>
<b>Total Salaries and Fringe Benefits by Fund</b>					
A2000		GU General Fees Fund		-	6,356
<b>Total Salaries and Fringe Benefits</b>				-	<b>6,356</b>
<b>OTHER OPERATING EXPENDITURES (OOE)</b>					
7C		Contractual Services			1,876
<b>Total OOE</b>				-	<b>1,876</b>
<b>Total OOE by Fund</b>					
A2000		GU General Fees Fund			1,876
<b>Total OOE by Fund</b>				-	<b>1,876</b>
<b>Total FTE and Expenditures</b>				-	<b>8,232</b>
<b>Total FTE and Expenditures by Fund</b>					
A2000		GU General Fees Fund		-	8,232
<b>Total FTE and Expenditures by Fund</b>				-	<b>8,232</b>

**W.S.U ANNUAL BUDGET  
101535 - General Counsel  
For Fiscal Year 2025**

Account Code	Position Number	Name or Account Description	Months	2025 Adopted	
				Budget FTE	Amount
<b>USS SALARIES</b>					
<b>1000 USS Salaries-Permanent</b>					
<b>Total USS Salaries</b>				-	-
<b>Total USS Salaries by Fund</b>					
<b>Total USS Salaries by Fund</b>				-	-
<b>UNCLASSIFIED SALARIES</b>					
<b>1100 Unclassified Salaries-Permanent (Including 1105 - Stipend)</b>					
991681		Staff Attorney Vacant		0.75	125,000
992070		Litigation Paralegal & Contract Manager Angell, Francine	12	1.00	72,468
992991		Executive Assistant to the General Counsel Johns, Kathrine	12	1.00	66,000
994121		Litigation Paralegal & Contract Manager Huff, Jenifer <i>This position is fully funded from restricted use sources.</i>	12	1.00	72,468
997581		Deputy General Counsel Jacob-Warren, Misha	12	0.60	113,298
997732		General Counsel Boden, Stacia	12	0.57	127,599
997891		Assistant General Counsel Dempewolf, Joseph	12	1.00	124,230
999887		Associate General Counsel Skladzien, Jessica	12	0.07	11,333
1110		Uncl-Salaries-Seasonal and Temp			6,000
<b>Total Unclassified Salaries</b>				<b>5.99</b>	<b>718,396</b>
<b>Total Unclassified Salaries by Fund</b>					
A0003		GU State General Fund		4.99	639,928
A2000		GU General Fees Fund		-	6,000
D10900		RU General Counsel		1.00	72,468
<b>Total Unclassified Salaries by Fund</b>				<b>5.99</b>	<b>718,396</b>
<b>STUDENT ASSISTANTS AND BENEFITS</b>					
1200		Student Salaries-Regular			-
1690		Shrinkage			(17,735)
1760		State Leave Pymt Assessment			5,176
1830		Regents Retirement			49,931
1850		TIAA Disability			7,126
1911		Medicare			10,352
1912		OASDI			41,852
1750		Dependent Health Insurance			2,963
1950		Single Group Health Insurance			25,166
1970		Workers Compensation			1,966
1980		Unemployment Compensation			431
<b>Total Students and Fringe Benefits</b>					<b>127,228</b>
<b>Total Students and Fringe Benefits by Fund</b>					
A0003		GU State General Fund			113,691



**W.S.U ANNUAL BUDGET  
101535 - General Counsel  
For Fiscal Year 2025**

Account Code	Position Number	Name or Account Description	Months	2025 Adopted	
				Budget FTE	Amount
	A2000	GU General Fees Fund			376
	D10900	RU General Counsel			13,161
		<b>Total Students and Fringe Benefits</b>			<b>127,228</b>
		<b>Total Salaries and Fringe Benefits</b>		<b>5.99</b>	<b>845,624</b>
<b>Total Salaries and Fringe Benefits by Fund</b>					
	A0003	GU State General Fund		4.99	753,619
	A2000	GU General Fees Fund		-	6,376
	D10900	RU General Counsel		1.00	85,629
		<b>Total Salaries and Fringe Benefits</b>		<b>5.99</b>	<b>845,624</b>
<b>OTHER OPERATING EXPENDITURES (OOE)</b>					
	7C	Contractual Services			84,008
	7F	Commodities			5,400
	7H	Capital Outlay			16,000
		<b>Total OOE</b>			<b>105,408</b>
<b>Total OOE by Fund</b>					
	A2000	GU General Fees Fund			105,408
		<b>Total OOE by Fund</b>			<b>105,408</b>
		<b>Total FTE and Expenditures</b>		<b>5.99</b>	<b>951,032</b>
<b>Total FTE and Expenditures by Fund</b>					
	A0003	GU State General Fund		4.99	753,619
	A2000	GU General Fees Fund		-	111,784
	D10900	RU General Counsel		1.00	85,629
		<b>Total FTE and Expenditures by Fund</b>		<b>5.99</b>	<b>951,032</b>

**W.S.U ANNUAL BUDGET**  
**101588 - Internal Audit**  
**For Fiscal Year 2025**

Account Code	Position Number	Name or Account Description	Months	2025 Adopted	
				Budget FTE	Amount
<b>USS SALARIES</b>					
<b>1000 USS Salaries-Permanent</b>					
<b>Total USS Salaries</b>				-	-
<b>Total USS Salaries by Fund</b>					
<b>Total USS Salaries by Fund</b>				-	-
<b>UNCLASSIFIED SALARIES</b>					
<b>1100 Unclassified Salaries-Permanent (Including 1105 - Stipend)</b>					
	997889	Director Internal Audit Cavanaugh, Paul	12	1.00	130,014
<b>Total Unclassified Salaries</b>				<b>1.00</b>	<b>130,014</b>
<b>Total Unclassified Salaries by Fund</b>					
	A0003	GU State General Fund		1.00	130,014
<b>Total Unclassified Salaries by Fund</b>				<b>1.00</b>	<b>130,014</b>
<b>STUDENT ASSISTANTS AND BENEFITS</b>					
	1690	Shrinkage			(3,809)
	1760	State Leave Pymt Assessment			937
	1830	Regents Retirement			11,052
	1850	TIAA Disability			1,301
	1911	Medicare			1,803
	1912	OASDI			7,708
	1750	Dependent Health Insurance			4,375
	1950	Single Group Health Insurance			9,400
	1970	Workers Compensation			355
	1980	Unemployment Compensation			75
<b>Total Students and Fringe Benefits</b>					<b>33,197</b>
<b>Total Students and Fringe Benefits by Fund</b>					
	A0003	GU State General Fund			33,197
<b>Total Students and Fringe Benefits</b>					<b>33,197</b>
<b>Total Salaries and Fringe Benefits</b>				<b>1.00</b>	<b>163,211</b>
<b>Total Salaries and Fringe Benefits by Fund</b>					
	A0003	GU State General Fund		1.00	163,211
<b>Total Salaries and Fringe Benefits</b>				<b>1.00</b>	<b>163,211</b>
<b>OTHER OPERATING EXPENDITURES (OOE)</b>					
	7C	Contractual Services			2,030
	7F	Commodities			1,700
<b>Total OOE</b>					<b>3,730</b>
<b>Total OOE by Fund</b>					
	A2000	GU General Fees Fund			3,730
<b>Total OOE by Fund</b>					<b>3,730</b>
<b>Total FTE and Expenditures</b>				<b>1.00</b>	<b>166,941</b>
<b>Total FTE and Expenditures by Fund</b>					
	A0003	GU State General Fund		1.00	163,211
	A2000	GU General Fees Fund		-	3,730
<b>Total FTE and Expenditures by Fund</b>				<b>1.00</b>	<b>166,941</b>

**W.S.U ANNUAL BUDGET**  
**101597 - Community Engagement**  
**For Fiscal Year 2025**

Account Code	Position Number	Name or Account Description	Months	2025 Adopted	
				Budget FTE	Amount
<b>USS SALARIES</b>					
<b>1000 USS Salaries-Permanent</b>					
<b>Total USS Salaries</b>				-	-
<b>Total USS Salaries by Fund</b>					
<b>Total USS Salaries by Fund</b>				-	-
<b>UNCLASSIFIED SALARIES</b>					
<b>1100 Unclassified Salaries-Permanent (Including 1105 - Stipend)</b>					
1115		Unclassified Salaries-Add'l Comp		-	8,750
<b>Total Unclassified Salaries</b>				-	<b>8,750</b>
<b>Total Unclassified Salaries by Fund</b>					
A2000		GU General Fees Fund		-	8,750
<b>Total Unclassified Salaries by Fund</b>				-	<b>8,750</b>
<b>STUDENT ASSISTANTS AND BENEFITS</b>					
1690		Shrinkage			(235)
1760		State Leave Pymt Assessment			63
1830		Regents Retirement			744
1850		TIAA Disability			88
1911		Medicare			127
1912		OASDI			543
1970		Workers Compensation			24
1980		Unemployment Compensation			6
<b>Total Students and Fringe Benefits</b>				-	<b>1,360</b>
<b>Total Students and Fringe Benefits by Fund</b>					
A2000		GU General Fees Fund			1,360
<b>Total Students and Fringe Benefits</b>				-	<b>1,360</b>
<b>Total Salaries and Fringe Benefits</b>				-	<b>10,110</b>
<b>Total Salaries and Fringe Benefits by Fund</b>					
A2000		GU General Fees Fund		-	10,110
<b>Total Salaries and Fringe Benefits</b>				-	<b>10,110</b>
<b>OTHER OPERATING EXPENDITURES (OOE)</b>					
7C		Contractual Services			34,472
7F		Commodities			4,150
7H		Capital Outlay			2,000
<b>Total OOE</b>				-	<b>40,622</b>
<b>Total OOE by Fund</b>					
A2000		GU General Fees Fund			16,447
D11221		RU Off Military, Vets & First Resp			24,175
<b>Total OOE by Fund</b>				-	<b>40,622</b>
<b>Total FTE and Expenditures</b>				-	<b>50,732</b>
<b>Total FTE and Expenditures by Fund</b>					
A2000		GU General Fees Fund		-	26,557
D11221		RU Off Military, Vets & First Resp		-	24,175
<b>Total FTE and Expenditures by Fund</b>				-	<b>50,732</b>

**W.S.U ANNUAL BUDGET  
101613 - Academic Affairs DE&I  
For Fiscal Year 2025**

Account Code	Position Number	Name or Account Description	Months	2025 Adopted	
				Budget FTE	Amount
<b>USS SALARIES</b>					
<b>1000 USS Salaries-Permanent</b>					
<b>Total USS Salaries</b>				-	-
<b>Total USS Salaries by Fund</b>					
<b>Total USS Salaries by Fund</b>				-	-
<b>UNCLASSIFIED SALARIES</b>					
<b>1100 Unclassified Salaries-Permanent (Including 1105 - Stipend)</b>					
	993971	Executive Director of Hispanic Serving Initiatives and Assistant Teaching Professor Mata, Sara	12	0.80	91,102
<b>Total Unclassified Salaries</b>				<b>0.80</b>	<b>91,102</b>
<b>Total Unclassified Salaries by Fund</b>					
	A2000	GU General Fees Fund		0.80	91,102
<b>Total Unclassified Salaries by Fund</b>				<b>0.80</b>	<b>91,102</b>
<b>STUDENT ASSISTANTS AND BENEFITS</b>					
	1690	Shrinkage			(2,705)
	1760	State Leave Pymt Assessment			656
	1830	Regents Retirement			7,744
	1850	TIAA Disability			912
	1911	Medicare			1,307
	1912	OASDI			5,586
	1750	Dependent Health Insurance			3,500
	1950	Single Group Health Insurance			7,520
	1970	Workers Compensation			249
	1980	Unemployment Compensation			55
<b>Total Students and Fringe Benefits</b>					<b>24,824</b>
<b>Total Students and Fringe Benefits by Fund</b>					
	A2000	GU General Fees Fund			24,824
<b>Total Students and Fringe Benefits</b>					<b>24,824</b>
<b>Total Salaries and Fringe Benefits</b>				<b>0.80</b>	<b>115,926</b>
<b>Total Salaries and Fringe Benefits by Fund</b>					
	A2000	GU General Fees Fund		0.80	115,926
<b>Total Salaries and Fringe Benefits</b>				<b>0.80</b>	<b>115,926</b>
<b>OTHER OPERATING EXPENDITURES (OOE)</b>					
	7C	Contractual Services			112,800
	7F	Commodities			12,000
<b>Total OOE</b>					<b>124,800</b>
<b>Total OOE by Fund</b>					
	A2000	GU General Fees Fund			124,800
<b>Total OOE by Fund</b>					<b>124,800</b>
<b>Total FTE and Expenditures</b>				<b>0.80</b>	<b>240,726</b>
<b>Total FTE and Expenditures by Fund</b>					
	A2000	GU General Fees Fund		0.80	240,726
<b>Total FTE and Expenditures by Fund</b>				<b>0.80</b>	<b>240,726</b>

**W.S.U ANNUAL BUDGET  
101903 - VP Student Affairs  
For Fiscal Year 2025**

Account Code	Position Number	Name or Account Description	Months	2025 Adopted	
				Budget FTE	Amount
<b>USS SALARIES</b>					
<b>1000 USS Salaries-Permanent</b>					
<b>Total USS Salaries</b>				-	-
<b>Total USS Salaries by Fund</b>					
<b>Total USS Salaries by Fund</b>				-	-
<b>UNCLASSIFIED SALARIES</b>					
<b>1100 Unclassified Salaries-Permanent (Including 1105 - Stipend)</b>					
	997628	Vice President Student Affairs Hall, Teresa	12	1.00	209,535
	998875	Executive Assistant Duncan, Amber	12	1.00	47,445
<b>Total Unclassified Salaries</b>				<b>2.00</b>	<b>256,980</b>
<b>Total Unclassified Salaries by Fund</b>					
A0003		GU State General Fund		2.00	256,980
A2000		GU General Fees Fund		-	-
<b>Total Unclassified Salaries by Fund</b>				<b>2.00</b>	<b>256,980</b>
<b>STUDENT ASSISTANTS AND BENEFITS</b>					
1200		Student Salaries-Regular			22,500
1690		Shrinkage			(7,398)
1760		State Leave Pymt Assessment			1,851
1830		Regents Retirement			21,844
1850		TIAA Disability			2,571
1911		Medicare			3,695
1912		OASDI			13,454
1750		Dependent Health Insurance			4,375
1950		Single Group Health Insurance			18,800
1970		Workers Compensation			703
1980		Unemployment Compensation			154
<b>Total Students and Fringe Benefits</b>					<b>82,549</b>
<b>Total Students and Fringe Benefits by Fund</b>					
A0003		GU State General Fund			60,049
A2000		GU General Fees Fund			-
D10292		RU VP for Student Affairs			22,500
<b>Total Students and Fringe Benefits</b>					<b>82,549</b>
<b>Total Salaries and Fringe Benefits</b>				<b>2.00</b>	<b>339,529</b>
<b>Total Salaries and Fringe Benefits by Fund</b>					
A0003		GU State General Fund		2.00	317,029
A2000		GU General Fees Fund		-	-
D10292		RU VP for Student Affairs		-	22,500
<b>Total Salaries and Fringe Benefits</b>				<b>2.00</b>	<b>339,529</b>
<b>OTHER OPERATING EXPENDITURES (OOE)</b>					
7C		Contractual Services			171,930
7F		Commodities			18,282
7H		Capital Outlay			-
7L		Grants Claims & Shared Revenue			2,000
7Z		Transfers Out			-
<b>Total OOE</b>					<b>192,212</b>

**W.S.U ANNUAL BUDGET  
101903 - VP Student Affairs  
For Fiscal Year 2025**

Account Code	Position Number	Name or Account Description	Months	2025 Adopted	
				Budget FTE	Amount
<b>Total OOE by Fund</b>					
A2000		GU General Fees Fund			64,712
D10292		RU VP for Student Affairs			127,500
<b>Total OOE by Fund</b>					<b>192,212</b>
<b>Total FTE and Expenditures</b>				<b>2.00</b>	<b>531,741</b>
<b>Total FTE and Expenditures by Fund</b>					
A0003		GU State General Fund		2.00	317,029
A2000		GU General Fees Fund		-	64,712
D10292		RU VP for Student Affairs		-	150,000
<b>Total FTE and Expenditures by Fund</b>				<b>2.00</b>	<b>531,741</b>

**W.S.U ANNUAL BUDGET**  
**101619 - Office of CivilRights, TitleIX & ADA**  
**For Fiscal Year 2025**

Account Code	Position Number	Name or Account Description	Months	2025 Adopted	
				Budget FTE	Amount
<b>USS SALARIES</b>					
<b>1000 USS Salaries-Permanent</b>					
<b>Total USS Salaries</b>				-	-
<b>Total USS Salaries by Fund</b>					
<b>Total USS Salaries by Fund</b>				-	-
<b>UNCLASSIFIED SALARIES</b>					
<b>1100 Unclassified Salaries-Permanent (Including 1105 - Stipend)</b>					
992901		ADA/504 Coordinator Magee, Crissy	12	1.00	82,324
992947		Case Management and Office Coordinator Vacant		1.00	45,011
993253		Manager Clery Compliance and Education Vacant		1.00	75,990
994544		Title IX and Civil Rights Investigator Hearnen, Stephanie	12	1.00	60,600
994854		Director Investigations Schroeder, Preston	12	1.00	92,920
994855		Title IX and Civil Rights Investigator Vacant		1.00	60,000
995290		Associate Vice President Civil Rights, Title IX Coordinator and ADA Compliance McHenry, Courtney	12	1.00	175,740
<b>Total Unclassified Salaries</b>				<b>7.00</b>	<b>592,585</b>
<b>Total Unclassified Salaries by Fund</b>					
A2000		GU General Fees Fund		7.00	592,585
<b>Total Unclassified Salaries by Fund</b>				<b>7.00</b>	<b>592,585</b>
<b>STUDENT ASSISTANTS AND BENEFITS</b>					
1690		Shrinkage			(16,444)
1760		State Leave Pymt Assessment			4,271
1830		Regents Retirement			34,986
1850		TIAA Disability			5,929
1911		Medicare			8,468
1912		OASDI			35,961
1750		Dependent Health Insurance			8,750
1950		Single Group Health Insurance			28,200
1970		Workers Compensation			1,621
1980		Unemployment Compensation			354
<b>Total Students and Fringe Benefits</b>					<b>112,096</b>
<b>Total Students and Fringe Benefits by Fund</b>					
A2000		GU General Fees Fund			112,096
<b>Total Students and Fringe Benefits</b>					<b>112,096</b>
<b>Total Salaries and Fringe Benefits</b>				<b>7.00</b>	<b>704,681</b>
<b>Total Salaries and Fringe Benefits by Fund</b>					
A2000		GU General Fees Fund		7.00	704,681

**W.S.U ANNUAL BUDGET**  
**101619 - Office of CivilRights, TitleIX & ADA**  
**For Fiscal Year 2025**

Account Code	Position Number	Name or Account Description	Months	2025 Adopted	
				Budget FTE	Amount
<b>Total Salaries and Fringe Benefits</b>				<b>7.00</b>	<b>704,681</b>
<b>OTHER OPERATING EXPENDITURES (OOE)</b>					
	7C	Contractual Services			79,492
	7F	Commodities			3,000
	7H	Capital Outlay			8,000
		<b>Total OOE</b>			<b>90,492</b>
<b>Total OOE by Fund</b>					
	A2000	GU General Fees Fund			90,492
		<b>Total OOE by Fund</b>			<b>90,492</b>
<b>Total FTE and Expenditures</b>				<b>7.00</b>	<b>795,173</b>
<b>Total FTE and Expenditures by Fund</b>					
	A2000	GU General Fees Fund		7.00	795,173
		<b>Total FTE and Expenditures by Fund</b>		<b>7.00</b>	<b>795,173</b>



**W.S.U ANNUAL BUDGET**  
**101640 - WSU Tech**  
**For Fiscal Year 2025**

Account Code	Position Number	Name or Account Description	Months	2025 Adopted	
				Budget FTE	Amount
<b>USS SALARIES</b>					
<b>1000 USS Salaries-Permanent</b>					
<b>Total USS Salaries</b>				-	-
<b>Total USS Salaries by Fund</b>					
<b>Total USS Salaries by Fund</b>				-	-
<b>UNCLASSIFIED SALARIES</b>					
<b>1100 Unclassified Salaries-Permanent (Including 1105 - Stipend)</b>					
	993556	President WSU AST/VP Workforce Development Utash, Sheree	12	1.00	365,000
<i>This position is fully funded from restricted use sources.</i>					
	1115	Unclassified Salaries-Add'l Comp			23,000
<b>Total Unclassified Salaries</b>				<b>1.00</b>	<b>388,000</b>
<b>Total Unclassified Salaries by Fund</b>					
	D11378	RU WSU Tech		1.00	388,000
<b>Total Unclassified Salaries by Fund</b>				<b>1.00</b>	<b>388,000</b>
<b>STUDENT ASSISTANTS AND BENEFITS</b>					
	1760	State Leave Pymt Assessment			2,794
	1830	Regents Retirement			32,982
	1850	TIAA Disability			3,880
	1911	Medicare			5,548
	1912	OASDI			12,047
	1750	Dependent Health Insurance			4,375
	1950	Single Group Health Insurance			9,400
	1970	Workers Compensation			1,060
	1980	Unemployment Compensation			230
<b>Total Students and Fringe Benefits</b>					<b>72,316</b>
<b>Total Students and Fringe Benefits by Fund</b>					
	D11378	RU WSU Tech			72,316
<b>Total Students and Fringe Benefits</b>					<b>72,316</b>
<b>Total Salaries and Fringe Benefits</b>				<b>1.00</b>	<b>460,316</b>
<b>Total Salaries and Fringe Benefits by Fund</b>					
	D11378	RU WSU Tech		1.00	460,316
<b>Total Salaries and Fringe Benefits</b>				<b>1.00</b>	<b>460,316</b>
<b>OTHER OPERATING EXPENDITURES (OOE)</b>					
<b>Total OOE</b>					-
<b>Total OOE by Fund</b>					
<b>Total OOE by Fund</b>					-
<b>Total FTE and Expenditures</b>				<b>1.00</b>	<b>460,316</b>
<b>Total FTE and Expenditures by Fund</b>					
	D11378	RU WSU Tech		1.00	460,316
<b>Total FTE and Expenditures by Fund</b>				<b>1.00</b>	<b>460,316</b>

**W.S.U ANNUAL BUDGET**  
**102225 - Office of Data Governance**  
**For Fiscal Year 2025**

Account Code	Position Number	Name or Account Description	Months	2025 Adopted	
				Budget FTE	Amount
<b>USS SALARIES</b>					
<b>1000 USS Salaries-Permanent</b>					
<b>Total USS Salaries</b>				-	-
<b>Total USS Salaries by Fund</b>					
<b>Total USS Salaries by Fund</b>				-	-
<b>UNCLASSIFIED SALARIES</b>					
<b>1100 Unclassified Salaries-Permanent (Including 1105 - Stipend)</b>					
	997018	Data Scientist Ray, Emma	12	1.00	72,826
<b>Total Unclassified Salaries</b>				<b>1.00</b>	<b>72,826</b>
<b>Total Unclassified Salaries by Fund</b>					
A2000		GU General Fees Fund		1.00	72,826
<b>Total Unclassified Salaries by Fund</b>				<b>1.00</b>	<b>72,826</b>
<b>STUDENT ASSISTANTS AND BENEFITS</b>					
	1690	Shrinkage			(2,177)
	1760	State Leave Pymt Assessment			525
	1830	Regents Retirement			6,191
	1850	TIAA Disability			729
	1911	Medicare			1,051
	1912	OASDI			4,493
	1950	Single Group Health Insurance			9,400
	1970	Workers Compensation			199
	1980	Unemployment Compensation			44
<b>Total Students and Fringe Benefits</b>					<b>20,455</b>
<b>Total Students and Fringe Benefits by Fund</b>					
A2000		GU General Fees Fund			20,455
<b>Total Students and Fringe Benefits</b>					<b>20,455</b>
<b>Total Salaries and Fringe Benefits</b>				<b>1.00</b>	<b>93,281</b>
<b>Total Salaries and Fringe Benefits by Fund</b>					
A2000		GU General Fees Fund		1.00	93,281
<b>Total Salaries and Fringe Benefits</b>				<b>1.00</b>	<b>93,281</b>
<b>OTHER OPERATING EXPENDITURES (OOE)</b>					
	7C	Contractual Services			200,000
<b>Total OOE</b>					<b>200,000</b>
<b>Total OOE by Fund</b>					
A2000		GU General Fees Fund			200,000
<b>Total OOE by Fund</b>					<b>200,000</b>
<b>Total FTE and Expenditures</b>				<b>1.00</b>	<b>293,281</b>
<b>Total FTE and Expenditures by Fund</b>					
A2000		GU General Fees Fund		1.00	293,281
<b>Total FTE and Expenditures by Fund</b>				<b>1.00</b>	<b>293,281</b>

**W.S.U ANNUAL BUDGET**  
**102249 - Wichita State Connect**  
**For Fiscal Year 2025**

Account Code	Position Number	Name or Account Description	Months	2025 Adopted	
				Budget FTE	Amount
<b>USS SALARIES</b>					
<b>1000 USS Salaries-Permanent</b>					
<b>Total USS Salaries</b>				-	-
<b>Total USS Salaries by Fund</b>					
<b>Total USS Salaries by Fund</b>				-	-
<b>UNCLASSIFIED SALARIES</b>					
<b>1100 Unclassified Salaries-Permanent (Including 1105 - Stipend)</b>					
		Henderson, Tiffanie	12	1.00	50,003
		Pack, Naquela	12	1.00	77,644
		Thompson, Alicia	12	1.00	161,600
<b>Total Unclassified Salaries</b>				<b>3.00</b>	<b>289,247</b>
<b>Total Unclassified Salaries by Fund</b>					
A2000		GU General Fees Fund		3.00	289,247
<b>Total Unclassified Salaries by Fund</b>				<b>3.00</b>	<b>289,247</b>
<b>STUDENT ASSISTANTS AND BENEFITS</b>					
1200		Student Salaries-Regular			8,000
1690		Shrinkage			(8,010)
1760		State Leave Pymt Assessment			2,085
1830		Regents Retirement			24,588
1850		TIAA Disability			2,894
1911		Medicare			4,184
1912		OASDI			17,883
1950		Single Group Health Insurance			9,400
1970		Workers Compensation			792
1980		Unemployment Compensation			175
<b>Total Students and Fringe Benefits</b>					<b>61,991</b>
<b>Total Students and Fringe Benefits by Fund</b>					
A2000		GU General Fees Fund			53,991
D11902		RU Wichita State Connect			8,000
<b>Total Students and Fringe Benefits</b>					<b>61,991</b>
<b>Total Salaries and Fringe Benefits</b>				<b>3.00</b>	<b>351,238</b>
<b>Total Salaries and Fringe Benefits by Fund</b>					
A2000		GU General Fees Fund		3.00	343,238
D11902		RU Wichita State Connect		-	8,000
<b>Total Salaries and Fringe Benefits</b>				<b>3.00</b>	<b>351,238</b>
<b>OTHER OPERATING EXPENDITURES (OOE)</b>					
7C		Contractual Services			22,200
7F		Commodities			15,500
7H		Capital Outlay			2,081
7Z		Transfers Out			1,000
<b>Total OOE</b>					<b>40,781</b>
<b>Total OOE by Fund</b>					
A2000		GU General Fees Fund			28,781
D11902		RU Wichita State Connect			12,000
<b>Total OOE by Fund</b>					<b>40,781</b>

**W.S.U ANNUAL BUDGET**  
**102249 - Wichita State Connect**  
**For Fiscal Year 2025**

Account Code	Position Number	Name or Account Description	Months	2025 Adopted	
				Budget FTE	Amount
<b>Total FTE and Expenditures</b>				<b>3.00</b>	<b>392,019</b>
<b>Total FTE and Expenditures by Fund</b>					
A2000		GU General Fees Fund		3.00	372,019
D11902		RU Wichita State Connect		-	20,000
<b>Total FTE and Expenditures by Fund</b>				<b>3.00</b>	<b>392,019</b>

**W.S.U ANNUAL BUDGET**  
**101504 - Shocker ID Card System**  
**For Fiscal Year 2025**

Account Code	Position Number	Name or Account Description	Months	2025 Adopted	
				Budget FTE	Amount
<b>USS SALARIES</b>					
<b>1000 USS Salaries-Permanent</b>					
<b>Total USS Salaries</b>				-	-
<b>Total USS Salaries by Fund</b>					
<b>Total USS Salaries by Fund</b>				-	-
<b>UNCLASSIFIED SALARIES</b>					
<b>1100 Unclassified Salaries-Permanent (Including 1105 - Stipend)</b>					
<b>Total Unclassified Salaries</b>				-	-
<b>Total Unclassified Salaries by Fund</b>					
<b>Total Unclassified Salaries by Fund</b>				-	-
<b>STUDENT ASSISTANTS AND BENEFITS</b>					
<b>Total Students and Fringe Benefits</b>				-	-
<b>Total Students and Fringe Benefits by Fund</b>					
<b>Total Students and Fringe Benefits</b>				-	-
<b>Total Salaries and Fringe Benefits</b>				-	-
<b>Total Salaries and Fringe Benefits by Fund</b>					
<b>Total Salaries and Fringe Benefits</b>				-	-
<b>OTHER OPERATING EXPENDITURES (OOE)</b>					
7C Contractual Services				85,469	
<b>Total OOE</b>				<b>85,469</b>	
<b>Total OOE by Fund</b>					
A2000		GU General Fees Fund		85,469	
<b>Total OOE by Fund</b>				<b>85,469</b>	
<b>Total FTE and Expenditures</b>				-	<b>85,469</b>
<b>Total FTE and Expenditures by Fund</b>					
A2000		GU General Fees Fund		-	85,469
<b>Total FTE and Expenditures by Fund</b>				-	<b>85,469</b>

**W.S.U ANNUAL BUDGET**  
**101510 - Financial Operations**  
**For Fiscal Year 2025**

Account Code	Position Number	Name or Account Description	Months	2025 Adopted	
				Budget FTE	Amount
<b>USS SALARIES</b>					
<b>1000 USS Salaries-Permanent</b>					
	999478	Financial Specialist, Senior Hayes-Smith, Linda	12	1.00	42,619
<b>Total USS Salaries</b>				<b>1.00</b>	<b>42,619</b>
<b>Total USS Salaries by Fund</b>					
A0003		GU State General Fund		1.00	42,619
<b>Total USS Salaries by Fund</b>				<b>1.00</b>	<b>42,619</b>
<b>UNCLASSIFIED SALARIES</b>					
<b>1100 Unclassified Salaries-Permanent (Including 1105 - Stipend)</b>					
	991130	Director Accounts Payable Hays, Kimberly	12	1.00	90,900
	991497	Business Technology Analyst Balandran, Alyson <i>This position is fully funded from restricted use sources.</i>	12	1.00	61,781
	991643	Director Business Technology Vacant	12	1.00	98,954
	991698	Controller Locke, Michelle	12	1.00	160,464
	992039	Financial Specialist Castaneda, Katherine	12	1.00	37,690
	992898	Desktop Support Specialist, Senior Hess, Dennis <i>This position is fully funded from restricted use sources.</i>	12	1.00	56,243
	992913	Payroll Specialist, Senior Unruh, Sarah	12	1.00	45,469
	993399	Program Director, Business/Innovation Programs Dunleavy, Aidan <i>This position is fully funded from restricted use sources.</i>	12	1.00	101,000
	993427	Executive Director Business Services Courtney, Kristie	12	1.00	141,400
	994036	Payroll Analyst Cole, Stephanie	12	1.00	59,613
	994118	Financial Analyst, Senior Hernandez, Shanda	12	1.00	58,947
	994306	Accountant Macek, Jana	12	1.00	48,339
	994389	Financial Specialist Thompson, Emmett	12	1.00	37,690
	994722	Payroll Specialist, Senior Guy, Darren	12	1.00	45,469
	996576	Financial Specialist, Senior Hernandez, Enrique	12	1.00	39,853

**W.S.U ANNUAL BUDGET**  
**101510 - Financial Operations**  
**For Fiscal Year 2025**

Account Code	Position Number	Name or Account Description	Months	2025 Adopted	
				Budget FTE	Amount
	996929	Financial Analyst, Senior Olson, Marsha	12	1.00	58,947
	996942	Manager Business Technology Cramer, John <i>This position is fully funded from restricted use sources.</i>	12	1.00	91,102
	997087	Financial Analyst Torres, Felicia	12	1.00	59,550
	997097	Financial Specialist, Senior Jahde, Josie	12	1.00	41,995
	997252	Accountant Bowers-Minor, Mandy <i>This position is fully funded from restricted use sources.</i>	12	1.00	51,688
	997261	Financial Specialist, Senior Vacant		1.00	46,155
	997360	Financial Analyst, Senior Fouch, Brian	12	1.00	58,947
	997535	Accountant, Senior Van, John <i>This position is fully funded from restricted use sources.</i>	12	1.00	66,268
	998045	Business Technology Analyst Senior Sprinkle, David	12	1.00	86,339
	998209	Manager Business Technology Emmart, Sonya <i>\$15,352 of this position is funded from restricted use sources.</i>	12	1.00	95,950
	998407	Desktop Support Specialist Shank, Tina <i>This position is fully funded from restricted use sources.</i>	12	1.00	46,696
	998453	Director Accounts Receivable Lohfink, Ryan	12	1.00	90,900
	998493	Manager Payroll Dixon, Mindy	12	1.00	94,940
	998564	Associate Vice President Financial Operations Bruun, Troy <i>\$34,129 of this position is funded from restricted use sources.</i>	12	0.85	174,976
	998589	Financial Specialist, Senior Vacant		1.00	52,478
	998730	Manager Accounts Receivable Schulte, Franklin	12	1.00	66,268
	998798	Accountant, Senior Eck, Kelly	12	1.00	65,273
	998868	Accountant Woods, Vivien	12	1.00	51,792
	998871	Financial Specialist Ainley, Stefanie	12	1.00	39,853

**W.S.U ANNUAL BUDGET**  
**101510 - Financial Operations**  
**For Fiscal Year 2025**

Account Code	Position Number	Name or Account Description	Months	2025 Adopted	
				Budget FTE	Amount
	998892	Financial Specialist, Senior Donovan-Wright, Kristi	12	1.00	46,966
	999224	Financial Specialist, Senior Vacant		1.00	43,680
	999236	Business Technology Analyst Wray, Lindsay	12	1.00	66,566
	999244	Payroll Analyst Fisher, Tamara <i>This position is fully funded from restricted use sources.</i>	12	1.00	57,595
	999342	Financial Analyst, Senior Betzen, Joshua	12	1.00	60,611
	999458	Business Technology Analyst Klausmeyer, Luke	12	1.00	66,526
	999477	Financial Specialist, Senior Anderson, Margaret	12	1.00	39,853
	999991	Financial Specialist, Senior Cabrala, Daisy	12	1.00	39,853
	1110	Uncl-Salaries-Seasonal and Temp			-
	1160	Unclass Sal-OT/Comp/AHR			10,000
		<b>Total Unclassified Salaries</b>		<b>41.85</b>	<b>2,855,580</b>
		<b>Total Unclassified Salaries by Fund</b>			
	A0003	GU State General Fund		19.68	1,310,404
	A2000	GU General Fees Fund		13.84	953,322
	D10252	RU Controller's Office		8.33	591,854
		<b>Total Unclassified Salaries by Fund</b>		<b>41.85</b>	<b>2,855,580</b>
<b>STUDENT ASSISTANTS AND BENEFITS</b>					
	1200	Student Salaries-Regular			-
	1690	Shrinkage			(69,758)
	1760	State Leave Pymt Assessment			20,889
	1810	KPERS Retirement			46,380
	1830	Regents Retirement			199,748
	1850	TIAA Disability			28,999
	1911	Medicare			41,182
	1912	OASDI			174,456
	1750	Dependent Health Insurance			64,966
	1752	Healthy Kids Health Insurance			863
	1950	Single Group Health Insurance			318,184
	1970	Workers Compensation			7,938
	1980	Unemployment Compensation			1,728
		<b>Total Students and Fringe Benefits</b>			<b>835,575</b>
		<b>Total Students and Fringe Benefits by Fund</b>			
	A0003	GU State General Fund			399,595
	A2000	GU General Fees Fund			283,271
	D10252	RU Controller's Office			152,709
		<b>Total Students and Fringe Benefits</b>			<b>835,575</b>
		<b>Total Salaries and Fringe Benefits</b>		<b>42.85</b>	<b>3,733,774</b>
		<b>Total Salaries and Fringe Benefits by Fund</b>			
	A0003	GU State General Fund		20.68	1,752,618
	A2000	GU General Fees Fund		13.84	1,236,593
	D10252	RU Controller's Office		8.33	744,563



**W.S.U ANNUAL BUDGET**  
**101510 - Financial Operations**  
**For Fiscal Year 2025**

Account Code	Position Number	Name or Account Description	Months	2025 Adopted	
				Budget FTE	Amount
<b>Total Salaries and Fringe Benefits</b>				<b>42.85</b>	<b>3,733,774</b>
<hr/>					
<b>OTHER OPERATING EXPENDITURES (OOE)</b>					
	7C	Contractual Services			838,139
	7F	Commodities			8,700
	7H	Capital Outlay			57,500
	7V	Miscellaneous Non Expense			2,500
		<b>Total OOE</b>			<b>906,839</b>
<hr/>					
<b>Total OOE by Fund</b>					
	A2000	GU General Fees Fund			316,239
	D10252	RU Controller's Office			590,600
		<b>Total OOE by Fund</b>			<b>906,839</b>
<hr/>					
		<b>Total FTE and Expenditures</b>		<b>42.85</b>	<b>4,640,613</b>
<hr/>					
<b>Total FTE and Expenditures by Fund</b>					
	A0003	GU State General Fund		20.68	1,752,618
	A2000	GU General Fees Fund		13.84	1,552,832
	D10252	RU Controller's Office		8.33	1,335,163
		<b>Total FTE and Expenditures by Fund</b>		<b>42.85</b>	<b>4,640,613</b>

**W.S.U ANNUAL BUDGET**  
**101517 - 27th Payroll Period**  
**For Fiscal Year 2025**

Account Code	Position Number	Name or Account Description	Months	2025 Adopted	
				Budget FTE	Amount
<b>USS SALARIES</b>					
<b>1000 USS Salaries-Permanent</b>					
<b>Total USS Salaries</b>				-	-
<b>Total USS Salaries by Fund</b>					
<b>Total USS Salaries by Fund</b>				-	-
<b>UNCLASSIFIED SALARIES</b>					
<b>1100 Unclassified Salaries-Permanent (Including 1105 - Stipend)</b>					
<b>Total Unclassified Salaries</b>				-	-
<b>Total Unclassified Salaries by Fund</b>					
<b>Total Unclassified Salaries by Fund</b>				-	-
<b>STUDENT ASSISTANTS AND BENEFITS</b>					
<b>Total Students and Fringe Benefits</b>				-	-
<b>Total Students and Fringe Benefits by Fund</b>					
<b>Total Students and Fringe Benefits</b>				-	-
<b>Total Salaries and Fringe Benefits</b>				-	-
<b>Total Salaries and Fringe Benefits by Fund</b>					
<b>Total Salaries and Fringe Benefits</b>				-	-
<b>OTHER OPERATING EXPENDITURES (OOE)</b>					
7C Contractual Services				220,000	
<b>Total OOE</b>				<b>220,000</b>	
<b>Total OOE by Fund</b>					
A2000		GU General Fees Fund		220,000	
<b>Total OOE by Fund</b>				<b>220,000</b>	
<b>Total FTE and Expenditures</b>				-	<b>220,000</b>
<b>Total FTE and Expenditures by Fund</b>					
A2000		GU General Fees Fund		-	220,000
<b>Total FTE and Expenditures by Fund</b>				-	<b>220,000</b>

**W.S.U ANNUAL BUDGET**  
**101580 - Technology Projects and Fees**  
**For Fiscal Year 2025**

Account Code	Position Number	Name or Account Description	Months	2025 Adopted	
				Budget FTE	Amount
<b>USS SALARIES</b>					
<b>1000 USS Salaries-Permanent</b>					
<b>Total USS Salaries</b>				-	-
<b>Total USS Salaries by Fund</b>					
<b>Total USS Salaries by Fund</b>				-	-
<b>UNCLASSIFIED SALARIES</b>					
<b>1100 Unclassified Salaries-Permanent (Including 1105 - Stipend)</b>					
<b>Total Unclassified Salaries</b>				-	-
<b>Total Unclassified Salaries by Fund</b>					
<b>Total Unclassified Salaries by Fund</b>				-	-
<b>STUDENT ASSISTANTS AND BENEFITS</b>					
<b>Total Students and Fringe Benefits</b>				-	-
<b>Total Students and Fringe Benefits by Fund</b>					
<b>Total Students and Fringe Benefits</b>				-	-
<b>Total Salaries and Fringe Benefits</b>				-	-
<b>Total Salaries and Fringe Benefits by Fund</b>					
<b>Total Salaries and Fringe Benefits</b>				-	-
<b>OTHER OPERATING EXPENDITURES (OOE)</b>					
7C Contractual Services				972,672	
<b>Total OOE</b>				<b>972,672</b>	
<b>Total OOE by Fund</b>					
A2000		GU General Fees Fund		972,672	
<b>Total OOE by Fund</b>				<b>972,672</b>	
<b>Total FTE and Expenditures</b>				-	<b>972,672</b>
<b>Total FTE and Expenditures by Fund</b>					
A2000		GU General Fees Fund		-	972,672
<b>Total FTE and Expenditures by Fund</b>				-	<b>972,672</b>

**W.S.U ANNUAL BUDGET  
101101 - General Fees  
For Fiscal Year 2025**

Account Code	Position Number	Name or Account Description	Months	2025 Adopted	
				Budget FTE	Amount
<b>USS SALARIES</b>					
<b>1000 USS Salaries-Permanent</b>					
<b>Total USS Salaries</b>				-	-
<b>Total USS Salaries by Fund</b>					
<b>Total USS Salaries by Fund</b>				-	-
<b>UNCLASSIFIED SALARIES</b>					
<b>1100 Unclassified Salaries-Permanent (Including 1105 - Stipend)</b>					
<b>Total Unclassified Salaries</b>				-	-
<b>Total Unclassified Salaries by Fund</b>					
<b>Total Unclassified Salaries by Fund</b>				-	-
<b>STUDENT ASSISTANTS AND BENEFITS</b>					
<b>Total Students and Fringe Benefits</b>				-	-
<b>Total Students and Fringe Benefits by Fund</b>					
<b>Total Students and Fringe Benefits</b>				-	-
<b>Total Salaries and Fringe Benefits</b>				-	-
<b>Total Salaries and Fringe Benefits by Fund</b>					
<b>Total Salaries and Fringe Benefits</b>				-	-
<b>OTHER OPERATING EXPENDITURES (OOE)</b>					
7Z Transfers Out				210,000	
<b>Total OOE</b>				<b>210,000</b>	
<b>Total OOE by Fund</b>					
A2000		GU General Fees Fund		210,000	
<b>Total OOE by Fund</b>				<b>210,000</b>	
<b>Total FTE and Expenditures</b>				-	<b>210,000</b>
<b>Total FTE and Expenditures by Fund</b>					
A2000		GU General Fees Fund		-	210,000
<b>Total FTE and Expenditures by Fund</b>				-	<b>210,000</b>

**W.S.U ANNUAL BUDGET**  
**101595 - Sponsored Research Accounting**  
**For Fiscal Year 2025**

Account Code	Position Number	Name or Account Description	Months	2025 Adopted	
				Budget FTE	Amount
<b>USS SALARIES</b>					
<b>1000 USS Salaries-Permanent</b>					
<b>Total USS Salaries</b>				-	-
<b>Total USS Salaries by Fund</b>					
<b>Total USS Salaries by Fund</b>				-	-
<b>UNCLASSIFIED SALARIES</b>					
<b>1100 Unclassified Salaries-Permanent (Including 1105 - Stipend)</b>					
991207		Research Grant Administrator, Senior White, Megan	12	1.00	65,666
992059		Research Grant Administrator Vacant		1.00	58,302
996927		Research Grant Administrator, Senior McBroom, Judith	12	1.00	67,850
996928		Research Grant Administrator Davis, Kimberly	12	1.00	60,632
997004		Associate Director of Post Award Achey, Brenda	12	1.00	74,538
997008		Research Grant Administrator Lowe, Charity	12	1.00	58,594
997809		Research Grant Administrator White, Michelle	12	1.00	60,590
998103		Research Grant Administrator, Senior Atwater, Tamara	12	1.00	66,643
998947		Research Grant Administrator, Senior Shepherd, Traci	12	1.00	66,290
1110		Uncl-Salaries-Seasonal and Temp			-
<b>Total Unclassified Salaries</b>				<b>9.00</b>	<b>579,104</b>
<b>Total Unclassified Salaries by Fund</b>					
A2000		GU General Fees Fund		9.00	579,104
D11091		SRO Sponsored Research Accounting		-	-
<b>Total Unclassified Salaries by Fund</b>				<b>9.00</b>	<b>579,104</b>
<b>STUDENT ASSISTANTS AND BENEFITS</b>					
1210		Student Salaries-WS-WSU Match			3,000
1220		Student Sal-Workstudy Federal			-
1690		Shrinkage			(17,974)
1760		State Leave Pymt Assessment			4,173
1810		KPERS Retirement			30,615
1830		Regents Retirement			21,485
1850		TIAA Disability			5,795
1911		Medicare			8,103
1912		OASDI			34,635
1750		Dependent Health Insurance			26,250
1752		Healthy Kids Health Insurance			863
1950		Single Group Health Insurance			75,200
1970		Workers Compensation			1,586

**W.S.U ANNUAL BUDGET**  
**101595 - Sponsored Research Accounting**  
**For Fiscal Year 2025**

Account Code	Position Number	Name or Account Description	Months	2025 Adopted	
				Budget FTE	Amount
1980		Unemployment Compensation			339
<b>Total Students and Fringe Benefits</b>					<b>194,070</b>
<b>Total Students and Fringe Benefits by Fund</b>					
A2000		GU General Fees Fund			191,070
D11091		SRO Sponsored Research Accounting			3,000
R40041		Federal Work Study Program			-
<b>Total Students and Fringe Benefits</b>					<b>194,070</b>
<b>Total Salaries and Fringe Benefits</b>				<b>9.00</b>	<b>773,174</b>
<b>Total Salaries and Fringe Benefits by Fund</b>					
A2000		GU General Fees Fund		9.00	770,174
D11091		SRO Sponsored Research Accounting		-	3,000
R40041		Federal Work Study Program		-	-
<b>Total Salaries and Fringe Benefits</b>				<b>9.00</b>	<b>773,174</b>
<b>OTHER OPERATING EXPENDITURES (OOE)</b>					
7C		Contractual Services			11,880
7F		Commodities			510
7H		Capital Outlay			2,500
<b>Total OOE</b>					<b>14,890</b>
<b>Total OOE by Fund</b>					
D11091		SRO Sponsored Research Accounting			14,890
<b>Total OOE by Fund</b>					<b>14,890</b>
<b>Total FTE and Expenditures</b>				<b>9.00</b>	<b>788,064</b>
<b>Total FTE and Expenditures by Fund</b>					
A2000		GU General Fees Fund		9.00	770,174
D11091		SRO Sponsored Research Accounting		-	17,890
R40041		Federal Work Study Program		-	-
<b>Total FTE and Expenditures by Fund</b>				<b>9.00</b>	<b>788,064</b>

**W.S.U ANNUAL BUDGET  
101508 - Contingency  
For Fiscal Year 2025**

Account Code	Position Number	Name or Account Description	Months	2025 Adopted	
				Budget FTE	Amount
<b>USS SALARIES</b>					
<b>1000 USS Salaries-Permanent</b>					
<b>Total USS Salaries</b>				-	-
<b>Total USS Salaries by Fund</b>					
<b>Total USS Salaries by Fund</b>				-	-
<b>UNCLASSIFIED SALARIES</b>					
<b>1100 Unclassified Salaries-Permanent (Including 1105 - Stipend)</b>					
1110		Uncl-Salaries-Seasonal and Temp		-	282,465
<b>Total Unclassified Salaries</b>				-	<b>282,465</b>
<b>Total Unclassified Salaries by Fund</b>					
A0003		GU State General Fund		-	-
A2000		GU General Fees Fund		-	282,465
<b>Total Unclassified Salaries by Fund</b>				-	<b>282,465</b>
<b>STUDENT ASSISTANTS AND BENEFITS</b>					
1690		Shrinkage			(7,000)
1760		State Leave Pymt Assessment			2,034
1911		Medicare			4,096
1912		OASDI			17,513
1970		Workers Compensation			772
1980		Unemployment Compensation			170
<b>Total Students and Fringe Benefits</b>				-	<b>17,585</b>
<b>Total Students and Fringe Benefits by Fund</b>					
A0003		GU State General Fund		-	-
A2000		GU General Fees Fund		-	17,585
<b>Total Students and Fringe Benefits</b>				-	<b>17,585</b>
<b>Total Salaries and Fringe Benefits</b>				-	<b>300,050</b>
<b>Total Salaries and Fringe Benefits by Fund</b>					
A0003		GU State General Fund		-	-
A2000		GU General Fees Fund		-	300,050
<b>Total Salaries and Fringe Benefits</b>				-	<b>300,050</b>
<b>OTHER OPERATING EXPENDITURES (OOE)</b>					
<b>Total OOE</b>				-	-
<b>Total OOE by Fund</b>					
<b>Total OOE by Fund</b>				-	-
<b>Total FTE and Expenditures</b>				-	<b>300,050</b>
<b>Total FTE and Expenditures by Fund</b>					
A0003		GU State General Fund		-	-
A2000		GU General Fees Fund		-	300,050
<b>Total FTE and Expenditures by Fund</b>				-	<b>300,050</b>

**W.S.U ANNUAL BUDGET**  
**108104 - Perkins Institutional Share**  
**For Fiscal Year 2025**

Account Code	Position Number	Name or Account Description	Months	2025 Adopted	
				Budget FTE	Amount
<b>USS SALARIES</b>					
<b>1000 USS Salaries-Permanent</b>					
<b>Total USS Salaries</b>				-	-
<b>Total USS Salaries by Fund</b>					
<b>Total USS Salaries by Fund</b>				-	-
<b>UNCLASSIFIED SALARIES</b>					
<b>1100 Unclassified Salaries-Permanent (Including 1105 - Stipend)</b>					
<b>Total Unclassified Salaries</b>				-	-
<b>Total Unclassified Salaries by Fund</b>					
<b>Total Unclassified Salaries by Fund</b>				-	-
<b>STUDENT ASSISTANTS AND BENEFITS</b>					
<b>Total Students and Fringe Benefits</b>				-	-
<b>Total Students and Fringe Benefits by Fund</b>					
<b>Total Students and Fringe Benefits</b>				-	-
<b>Total Salaries and Fringe Benefits</b>				-	-
<b>Total Salaries and Fringe Benefits by Fund</b>					
<b>Total Salaries and Fringe Benefits</b>				-	-
<b>OTHER OPERATING EXPENDITURES (OOE)</b>					
7C Contractual Services				18,000	
7Z Transfers Out				267,780	
<b>Total OOE</b>				<b>285,780</b>	
<b>Total OOE by Fund</b>					
D11584 RU Perkins Institutional Share				285,780	
<b>Total OOE by Fund</b>				<b>285,780</b>	
<b>Total FTE and Expenditures</b>				-	<b>285,780</b>
<b>Total FTE and Expenditures by Fund</b>					
D11584 RU Perkins Institutional Share				-	285,780
<b>Total FTE and Expenditures by Fund</b>				-	<b>285,780</b>



**W.S.U ANNUAL BUDGET**  
**101506 - Office of Human Resources**  
**For Fiscal Year 2025**

Account Code	Position Number	Name or Account Description	Months	2025 Adopted	
				Budget FTE	Amount
<b>USS SALARIES</b>					
<b>1000 USS Salaries-Permanent</b>					
<b>Total USS Salaries</b>				-	-
<b>Total USS Salaries by Fund</b>					
<b>Total USS Salaries by Fund</b>				-	-
<b>UNCLASSIFIED SALARIES</b>					
<b>1100 Unclassified Salaries-Permanent (Including 1105 - Stipend)</b>					
994588		Human Resources Coordinator Duggins, Aisha	12	1.00	43,077
994703		Employee Relations Specialist Johnson, Nathaniel	12	1.00	60,600
995111		Human Resources Business Partner Khan, Julisa	12	1.00	71,710
996471		Project Manager Martin, Susan	12	0.50	52,055
996565		Human Resources Specialist Vacant		1.00	52,278
996588		Human Resources Specialist Roberts, Sadi	12	1.00	58,580
996609		Human Resources Specialist, Senior Marchant, Brook	12	1.00	77,644
996616		Manager Talent Acquisition-Human Resources Rodriguez, Kathryn	12	1.00	82,820
996618		Human Resources Business Partner Austin, Diana	12	1.00	73,913
997064		Director, HR Total Rewards and Operations Olmsted, Jamie	12	1.00	113,030
997100		Human Resources Coordinator Block, Michelle	12	1.00	43,077
997349		Workforce Talent Consultant Lee, Lisa	12	1.00	52,933
997591		Director, HR Talent Management and Systems Propst, Sheryl	12	1.00	109,803
997635		Business Technology Analyst Huerter, Nathan	12	1.00	63,358
997753		Human Resources Coordinator-Total Rewards and Operations McIntyre, Sara	12	1.00	47,382
997888		Director HR Business Partnering and Employee Engagement Reiling, Rebecca	12	1.00	106,812
998053		Business Technology Supervisor			

**W.S.U ANNUAL BUDGET**  
**101506 - Office of Human Resources**  
**For Fiscal Year 2025**

Account Code	Position Number	Name or Account Description	Months	2025 Adopted	
				Budget FTE	Amount
		Thompson, Kimberly	12	1.00	89,032
	998546	Human Resources Business Partner Anthis, Lana	12	1.00	100,166
	998562	Chief Human Resources Officer Whisenhant, Vicki	12	1.00	206,040
	998811	HR Operations, Supervisor Tucker, Cara	12	1.00	64,914
	998812	Business Technology Analyst Allen, Peggy	12	1.00	67,018
	998826	Human Resources Coordinator Holtman, Kylee	12	1.00	42,016
	998845	Human Resources Coordinator Johnston, Hollie	12	1.00	47,382
	998998	Human Resources Coordinator Mertes, Ginny	12	1.00	50,336
	999321	Human Resources Coordinator Nash, Constance	12	1.00	45,240
	999444	Workforce Talent Consultant La Force, Tara	12	1.00	56,939
	1110	Uncl-Salaries-Seasonal and Temp			38,394
	1140	Grad Assistants-Other			-
<b>Total Unclassified Salaries</b>				<b>25.50</b>	<b>1,916,549</b>
<b>Total Unclassified Salaries by Fund</b>					
	A0003	GU State General Fund		20.50	1,575,679
	A2000	GU General Fees Fund		5.00	340,870
<b>Total Unclassified Salaries by Fund</b>				<b>25.50</b>	<b>1,916,549</b>
<b>STUDENT ASSISTANTS AND BENEFITS</b>					
	1200	Student Salaries-Regular			30,000
	1690	Shrinkage			(56,007)
	1760	State Leave Pymt Assessment			13,816
	1830	Regents Retirement			155,212
	1850	TIAA Disability			18,796
	1911	Medicare			27,361
	1912	OASDI			114,972
	1750	Dependent Health Insurance			26,250
	1752	Healthy Kids Health Insurance			863
	1950	Single Group Health Insurance			175,617
	1970	Workers Compensation			5,245
	1980	Unemployment Compensation			1,143
<b>Total Students and Fringe Benefits</b>					<b>513,268</b>
<b>Total Students and Fringe Benefits by Fund</b>					
	A0003	GU State General Fund			411,079
	A2000	GU General Fees Fund			102,189
<b>Total Students and Fringe Benefits</b>					<b>513,268</b>
<b>Total Salaries and Fringe Benefits</b>				<b>25.50</b>	<b>2,429,817</b>
<b>Total Salaries and Fringe Benefits by Fund</b>					
	A0003	GU State General Fund		20.50	1,986,758
	A2000	GU General Fees Fund		5.00	443,059
<b>Total Salaries and Fringe Benefits</b>				<b>25.50</b>	<b>2,429,817</b>

**W.S.U ANNUAL BUDGET**  
**101506 - Office of Human Resources**  
**For Fiscal Year 2025**

Account Code	Position Number	Name or Account Description	Months	2025 Adopted	
				Budget FTE	Amount
<b>OTHER OPERATING EXPENDITURES (OOE)</b>					
7C		Contractual Services			175,191
7F		Commodities			12,050
7H		Capital Outlay			8,000
		<b>Total OOE</b>			<b>195,241</b>
<b>Total OOE by Fund</b>					
A2000		GU General Fees Fund			195,241
		<b>Total OOE by Fund</b>			<b>195,241</b>
<b>Total FTE and Expenditures</b>				<b>25.50</b>	<b>2,625,058</b>
<b>Total FTE and Expenditures by Fund</b>					
A0003		GU State General Fund		20.50	1,986,758
A2000		GU General Fees Fund		5.00	638,300
		<b>Total FTE and Expenditures by Fund</b>		<b>25.50</b>	<b>2,625,058</b>

**W.S.U ANNUAL BUDGET**  
**101523 - Minority Faculty & Staff Assoc**  
**For Fiscal Year 2025**

Account Code	Position Number	Name or Account Description	Months	2025 Adopted	
				Budget FTE	Amount
<b>USS SALARIES</b>					
<b>1000 USS Salaries-Permanent</b>					
<b>Total USS Salaries</b>				-	-
<b>Total USS Salaries by Fund</b>					
<b>Total USS Salaries by Fund</b>				-	-
<b>UNCLASSIFIED SALARIES</b>					
<b>1100 Unclassified Salaries-Permanent (Including 1105 - Stipend)</b>					
<b>Total Unclassified Salaries</b>				-	-
<b>Total Unclassified Salaries by Fund</b>					
<b>Total Unclassified Salaries by Fund</b>				-	-
<b>STUDENT ASSISTANTS AND BENEFITS</b>					
<b>Total Students and Fringe Benefits</b>				-	-
<b>Total Students and Fringe Benefits by Fund</b>					
<b>Total Students and Fringe Benefits</b>				-	-
<b>Total Salaries and Fringe Benefits</b>				-	-
<b>Total Salaries and Fringe Benefits by Fund</b>					
<b>Total Salaries and Fringe Benefits</b>				-	-
<b>OTHER OPERATING EXPENDITURES (OOE)</b>					
7F Commodities				275	
<b>Total OOE</b>				<b>275</b>	
<b>Total OOE by Fund</b>					
A2000		GU General Fees Fund		275	
<b>Total OOE by Fund</b>				<b>275</b>	
<b>Total FTE and Expenditures</b>				-	<b>275</b>
<b>Total FTE and Expenditures by Fund</b>					
A2000		GU General Fees Fund		-	275
<b>Total FTE and Expenditures by Fund</b>				-	<b>275</b>

**W.S.U ANNUAL BUDGET**  
**101527 - Staff Training & Development**  
**For Fiscal Year 2025**

Account Code	Position Number	Name or Account Description	Months	2025 Adopted	
				Budget FTE	Amount
<b>USS SALARIES</b>					
<b>1000 USS Salaries-Permanent</b>					
<b>Total USS Salaries</b>				-	-
<b>Total USS Salaries by Fund</b>					
<b>Total USS Salaries by Fund</b>				-	-
<b>UNCLASSIFIED SALARIES</b>					
<b>1100 Unclassified Salaries-Permanent (Including 1105 - Stipend)</b>					
<b>Total Unclassified Salaries</b>				-	-
<b>Total Unclassified Salaries by Fund</b>					
<b>Total Unclassified Salaries by Fund</b>				-	-
<b>STUDENT ASSISTANTS AND BENEFITS</b>					
<b>Total Students and Fringe Benefits</b>				-	-
<b>Total Students and Fringe Benefits by Fund</b>					
<b>Total Students and Fringe Benefits</b>				-	-
<b>Total Salaries and Fringe Benefits</b>				-	-
<b>Total Salaries and Fringe Benefits by Fund</b>					
<b>Total Salaries and Fringe Benefits</b>				-	-
<b>OTHER OPERATING EXPENDITURES (OOE)</b>					
7L Grants Claims & Shared Revenue				634,000	
<b>Total OOE</b>				<b>634,000</b>	
<b>Total OOE by Fund</b>					
A2000		GU General Fees Fund		634,000	
<b>Total OOE by Fund</b>				<b>634,000</b>	
<b>Total FTE and Expenditures</b>				-	<b>634,000</b>
<b>Total FTE and Expenditures by Fund</b>					
A2000		GU General Fees Fund		-	634,000
<b>Total FTE and Expenditures by Fund</b>				-	<b>634,000</b>

**W.S.U ANNUAL BUDGET**  
**101529 - Office of Purchasing**  
**For Fiscal Year 2025**

Account Code	Position Number	Name or Account Description	Months	2025 Adopted	
				Budget FTE	Amount
<b>USS SALARIES</b>					
<b>1000 USS Salaries-Permanent</b>					
1010		USS Salaries-Temp		-	-
		<b>Total USS Salaries</b>		<b>-</b>	<b>-</b>
<b>Total USS Salaries by Fund</b>					
A0003		GU State General Fund		-	-
		<b>Total USS Salaries by Fund</b>		<b>-</b>	<b>-</b>
<b>UNCLASSIFIED SALARIES</b>					
<b>1100 Unclassified Salaries-Permanent (Including 1105 - Stipend)</b>					
993657		Director Purchasing Boyd, Jory	12	0.65	63,142
		<i>This position is fully funded from restricted use sources.</i>			
997055		Purchasing Agent, Senior Gardner, Haylie	12	1.00	51,771
		<i>This position is fully funded from restricted use sources.</i>			
999826		Purchasing Agent, Senior Murray, Robby	12	1.00	52,707
		<i>This position is fully funded from restricted use sources.</i>			
999975		Purchasing Agent, Senior Van Deest, Reed	12	1.00	42,619
1160		Unclass Sal-OT/Comp/AHR			5,000
		<b>Total Unclassified Salaries</b>		<b>3.65</b>	<b>215,240</b>
<b>Total Unclassified Salaries by Fund</b>					
A0003		GU State General Fund		1.00	42,619
D10250		RU Office of Purchasing		2.65	172,620
		<b>Total Unclassified Salaries by Fund</b>		<b>3.65</b>	<b>215,240</b>
<b>STUDENT ASSISTANTS AND BENEFITS</b>					
1200		Student Salaries-Regular			-
1690		Shrinkage			(1,362)
1760		State Leave Pymt Assessment			1,551
1830		Regents Retirement			18,299
1850		TIAA Disability			2,155
1911		Medicare			3,097
1912		OASDI			13,238
1950		Single Group Health Insurance			34,310
1970		Workers Compensation			591
1980		Unemployment Compensation			131
		<b>Total Students and Fringe Benefits</b>			<b>72,010</b>
<b>Total Students and Fringe Benefits by Fund</b>					
A0003		GU State General Fund			15,736
D10250		RU Office of Purchasing			56,275
		<b>Total Students and Fringe Benefits</b>			<b>72,010</b>
		<b>Total Salaries and Fringe Benefits</b>		<b>3.65</b>	<b>287,250</b>
<b>Total Salaries and Fringe Benefits by Fund</b>					
A0003		GU State General Fund		1.00	58,355
D10250		RU Office of Purchasing		2.65	228,895
		<b>Total Salaries and Fringe Benefits</b>		<b>3.65</b>	<b>287,250</b>
<b>OTHER OPERATING EXPENDITURES (OE)</b>					
7C		Contractual Services			234,000

**W.S.U ANNUAL BUDGET**  
**101529 - Office of Purchasing**  
**For Fiscal Year 2025**

Account Code	Position Number	Name or Account Description	Months	2025 Adopted	
				Budget FTE	Amount
	7F	Commodities			-
	7H	Capital Outlay			10,000
<b>Total OOE</b>					<b>244,000</b>
<b>Total OOE by Fund</b>					
	A2000	GU General Fees Fund			-
	D10250	RU Office of Purchasing			244,000
<b>Total OOE by Fund</b>					<b>244,000</b>
<b>Total FTE and Expenditures</b>				<b>3.65</b>	<b>531,250</b>
<b>Total FTE and Expenditures by Fund</b>					
	A0003	GU State General Fund		1.00	58,355
	A2000	GU General Fees Fund		-	-
	D10250	RU Office of Purchasing		2.65	472,895
<b>Total FTE and Expenditures by Fund</b>				<b>3.65</b>	<b>531,250</b>

**W.S.U ANNUAL BUDGET**  
**101543 - HR - Background Checks**  
**For Fiscal Year 2025**

Account Code	Position Number	Name or Account Description	Months	2025 Adopted	
				Budget FTE	Amount
<b>USS SALARIES</b>					
<b>1000 USS Salaries-Permanent</b>					
<b>Total USS Salaries</b>				-	-
<b>Total USS Salaries by Fund</b>					
<b>Total USS Salaries by Fund</b>				-	-
<b>UNCLASSIFIED SALARIES</b>					
<b>1100 Unclassified Salaries-Permanent (Including 1105 - Stipend)</b>					
<b>Total Unclassified Salaries</b>				-	-
<b>Total Unclassified Salaries by Fund</b>					
<b>Total Unclassified Salaries by Fund</b>				-	-
<b>STUDENT ASSISTANTS AND BENEFITS</b>					
<b>Total Students and Fringe Benefits</b>				-	-
<b>Total Students and Fringe Benefits by Fund</b>					
<b>Total Students and Fringe Benefits</b>				-	-
<b>Total Salaries and Fringe Benefits</b>				-	-
<b>Total Salaries and Fringe Benefits by Fund</b>					
<b>Total Salaries and Fringe Benefits</b>				-	-
<b>OTHER OPERATING EXPENDITURES (OOE)</b>					
7C Contractual Services				9,000	
<b>Total OOE</b>				<b>9,000</b>	
<b>Total OOE by Fund</b>					
A2000	GU General Fees Fund			9,000	
<b>Total OOE by Fund</b>				<b>9,000</b>	
<b>Total FTE and Expenditures</b>				-	<b>9,000</b>
<b>Total FTE and Expenditures by Fund</b>					
A2000	GU General Fees Fund			-	9,000
<b>Total FTE and Expenditures by Fund</b>				-	<b>9,000</b>



**W.S.U ANNUAL BUDGET**  
**101590 - Shuttle Bus**  
**For Fiscal Year 2025**

Account Code	Position Number	Name or Account Description	Months	2025 Adopted	
				Budget FTE	Amount
<b>USS SALARIES</b>					
<b>1000 USS Salaries-Permanent</b>					
<b>Total USS Salaries</b>				-	-
<b>Total USS Salaries by Fund</b>					
<b>Total USS Salaries by Fund</b>				-	-
<b>UNCLASSIFIED SALARIES</b>					
<b>1100 Unclassified Salaries-Permanent (Including 1105 - Stipend)</b>					
<b>Total Unclassified Salaries</b>				-	-
<b>Total Unclassified Salaries by Fund</b>					
<b>Total Unclassified Salaries by Fund</b>				-	-
<b>STUDENT ASSISTANTS AND BENEFITS</b>					
<b>Total Students and Fringe Benefits</b>				-	-
<b>Total Students and Fringe Benefits by Fund</b>					
<b>Total Students and Fringe Benefits</b>				-	-
<b>Total Salaries and Fringe Benefits</b>				-	-
<b>Total Salaries and Fringe Benefits by Fund</b>					
<b>Total Salaries and Fringe Benefits</b>				-	-
<b>OTHER OPERATING EXPENDITURES (OOE)</b>					
7C Contractual Services				346,056	
<b>Total OOE</b>				<b>346,056</b>	
<b>Total OOE by Fund</b>					
A2000		GU General Fees Fund		100,000	
D10679		RU Shuttle Bus		246,056	
<b>Total OOE by Fund</b>				<b>346,056</b>	
<b>Total FTE and Expenditures</b>				-	<b>346,056</b>
<b>Total FTE and Expenditures by Fund</b>					
A2000		GU General Fees Fund		-	100,000
D10679		RU Shuttle Bus		-	246,056
<b>Total FTE and Expenditures by Fund</b>				-	<b>346,056</b>

**W.S.U ANNUAL BUDGET  
101602 - General Expense  
For Fiscal Year 2025**

Account Code	Position Number	Name or Account Description	Months	2025 Adopted	
				Budget FTE	Amount
<b>USS SALARIES</b>					
<b>1000 USS Salaries-Permanent</b>					
<b>Total USS Salaries</b>				-	-
<b>Total USS Salaries by Fund</b>					
<b>Total USS Salaries by Fund</b>				-	-
<b>UNCLASSIFIED SALARIES</b>					
<b>1100 Unclassified Salaries-Permanent (Including 1105 - Stipend)</b>					
<b>Total Unclassified Salaries</b>				-	-
<b>Total Unclassified Salaries by Fund</b>					
<b>Total Unclassified Salaries by Fund</b>				-	-
<b>STUDENT ASSISTANTS AND BENEFITS</b>					
<b>Total Students and Fringe Benefits</b>				-	-
<b>Total Students and Fringe Benefits by Fund</b>					
<b>Total Students and Fringe Benefits</b>				-	-
<b>Total Salaries and Fringe Benefits</b>				-	-
<b>Total Salaries and Fringe Benefits by Fund</b>					
<b>Total Salaries and Fringe Benefits</b>				-	-
<b>OTHER OPERATING EXPENDITURES (OOE)</b>					
7C Contractual Services				3,899,793	
<b>Total OOE</b>				<b>3,899,793</b>	
<b>Total OOE by Fund</b>					
A2000		GU General Fees Fund		3,899,793	
<b>Total OOE by Fund</b>				<b>3,899,793</b>	
<b>Total FTE and Expenditures</b>				-	<b>3,899,793</b>
<b>Total FTE and Expenditures by Fund</b>					
A2000		GU General Fees Fund		-	3,899,793
<b>Total FTE and Expenditures by Fund</b>				-	<b>3,899,793</b>

**W.S.U ANNUAL BUDGET**  
**101604 - Telecommunications Services**  
**For Fiscal Year 2025**

Account Code	Position Number	Name or Account Description	Months	2025 Adopted	
				Budget FTE	Amount
<b>USS SALARIES</b>					
<b>1000 USS Salaries-Permanent</b>					
<b>Total USS Salaries</b>				-	-
<b>Total USS Salaries by Fund</b>					
<b>Total USS Salaries by Fund</b>				-	-
<b>UNCLASSIFIED SALARIES</b>					
<b>1100 Unclassified Salaries-Permanent (Including 1105 - Stipend)</b>					
<b>Total Unclassified Salaries</b>				-	-
<b>Total Unclassified Salaries by Fund</b>					
<b>Total Unclassified Salaries by Fund</b>				-	-
<b>STUDENT ASSISTANTS AND BENEFITS</b>					
<b>Total Students and Fringe Benefits</b>				-	-
<b>Total Students and Fringe Benefits by Fund</b>					
<b>Total Students and Fringe Benefits</b>				-	-
<b>Total Salaries and Fringe Benefits</b>				-	-
<b>Total Salaries and Fringe Benefits by Fund</b>					
<b>Total Salaries and Fringe Benefits</b>				-	-
<b>OTHER OPERATING EXPENDITURES (OOE)</b>					
7C Contractual Services				188,000	
7F Commodities				150,000	
7H Capital Outlay				320,000	
<b>Total OOE</b>				<b>658,000</b>	
<b>Total OOE by Fund</b>					
D11386 RU Telecommunication Services Proj				400,000	
D11389 RU Telecom Infrastructure Upgrades				258,000	
<b>Total OOE by Fund</b>				<b>658,000</b>	
<b>Total FTE and Expenditures</b>				-	<b>658,000</b>
<b>Total FTE and Expenditures by Fund</b>					
D11386 RU Telecommunication Services Proj				-	400,000
D11389 RU Telecom Infrastructure Upgrades				-	258,000
<b>Total FTE and Expenditures by Fund</b>				-	<b>658,000</b>

**W.S.U ANNUAL BUDGET**  
**101608 - Postal Services**  
**For Fiscal Year 2025**

Account Code	Position Number	Name or Account Description	Months	2025 Adopted	
				Budget FTE	Amount
<b>USS SALARIES</b>					
<b>1000</b>	<b>USS Salaries-Permanent</b>				
	999306	Mail Clerk Reikofski, Daniel	12	1.00	35,859
		<i>This position is fully funded from restricted use sources.</i>			
	999476	Postal Services Coordinator Murray, Gordon	12	1.00	38,834
	999951	Mail Clerk Cole, Cynthia	12	1.00	42,619
1020	USS Salaries-OT			-	1,200
	<b>Total USS Salaries</b>			<b>3.00</b>	<b>118,512</b>
<b>Total USS Salaries by Fund</b>					
	A0003	GU State General Fund		2.00	81,453
	A2000	GU General Fees Fund		-	1,000
	D10251	RU Postal Services		1.00	36,059
	<b>Total USS Salaries by Fund</b>			<b>3.00</b>	<b>118,512</b>
<b>UNCLASSIFIED SALARIES</b>					
<b>1100</b>	<b>Unclassified Salaries-Permanent (Including 1105 - Stipend)</b>				
	998056	Manager Postal Services Albers, Matthew	12	1.00	69,577
	999616	Postal Services Coordinator Jay, Meghan	12	1.00	37,294
	999779	Mail Clerk Ferrell, Linda	12	1.00	29,744
	999952	Mail Clerk Cook, Amanda	12	1.00	29,765
	<b>Total Unclassified Salaries</b>			<b>4.00</b>	<b>166,380</b>
<b>Total Unclassified Salaries by Fund</b>					
	A0003	GU State General Fund		4.00	166,380
	<b>Total Unclassified Salaries by Fund</b>			<b>4.00</b>	<b>166,380</b>
<b>STUDENT ASSISTANTS AND BENEFITS</b>					
	1200	Student Salaries-Regular			32,500
	1690	Shrinkage			(8,282)
	1760	State Leave Pymt Assessment			2,056
	1810	KPERS Retirement			21,483
	1830	Regents Retirement			8,231
	1850	TIAA Disability			2,852
	1911	Medicare			4,011
	1912	OASDI			17,140
	1750	Dependent Health Insurance			8,750
	1950	Single Group Health Insurance			65,800
	1970	Workers Compensation			784
	1980	Unemployment Compensation			170
	<b>Total Students and Fringe Benefits</b>				<b>155,495</b>
<b>Total Students and Fringe Benefits by Fund</b>					
	A0003	GU State General Fund			118,339
	A2000	GU General Fees Fund			187
	D10251	RU Postal Services			36,969

**W.S.U ANNUAL BUDGET  
101608 - Postal Services  
For Fiscal Year 2025**

Account Code	Position Number	Name or Account Description	Months	2025 Adopted	
				Budget FTE	Amount
<b>Total Students and Fringe Benefits</b>					<b>155,495</b>
<b>Total Salaries and Fringe Benefits</b>				<b>7.00</b>	<b>440,387</b>
<b>Total Salaries and Fringe Benefits by Fund</b>					
A0003		GU State General Fund		6.00	366,172
A2000		GU General Fees Fund		-	1,187
D10251		RU Postal Services		1.00	73,028
<b>Total Salaries and Fringe Benefits</b>				<b>7.00</b>	<b>440,387</b>
<b>OTHER OPERATING EXPENDITURES (OOE)</b>					
7C		Contractual Services			70,895
7F		Commodities			12,556
7H		Capital Outlay			800
7V		Miscellaneous Non Expense			1,200
<b>Total OOE</b>					<b>85,451</b>
<b>Total OOE by Fund</b>					
A2000		GU General Fees Fund			51,749
D10251		RU Postal Services			33,702
<b>Total OOE by Fund</b>					<b>85,451</b>
<b>Total FTE and Expenditures</b>				<b>7.00</b>	<b>525,838</b>
<b>Total FTE and Expenditures by Fund</b>					
A0003		GU State General Fund		6.00	366,172
A2000		GU General Fees Fund		-	52,936
D10251		RU Postal Services		1.00	106,730
<b>Total FTE and Expenditures by Fund</b>				<b>7.00</b>	<b>525,838</b>

**W.S.U ANNUAL BUDGET**  
**103026 - Environmental Health and Safety**  
**For Fiscal Year 2025**

Account Code	Position Number	Name or Account Description	Months	2025 Adopted	
				Budget FTE	Amount
<b>USS SALARIES</b>					
<b>1000 USS Salaries-Permanent</b>					
	999717	Environmental Health and Safety Specialist Fee, Brian	12	1.00	58,947
1030		USS Salaries-Standby		-	13,000
1020		USS Salaries-OT		-	-
<b>Total USS Salaries</b>				<b>1.00</b>	<b>71,947</b>
<b>Total USS Salaries by Fund</b>					
A0003		GU State General Fund		1.00	71,947
<b>Total USS Salaries by Fund</b>				<b>1.00</b>	<b>71,947</b>
<b>UNCLASSIFIED SALARIES</b>					
<b>1100 Unclassified Salaries-Permanent (Including 1105 - Stipend)</b>					
	994292	Fire Inspector Murray, Scott	12	1.00	64,987
	994296	Fire Inspector Moore, Dennis	12	1.00	60,077
	997212	Manager Environmental Health and Safety Mansfield, Thomas	12	1.00	78,669
	997843	Director Environmental Health and Safety Clem, Andrew	12	1.00	90,897
1110		Uncl-Salaries-Seasonal and Temp			22,500
1160		Unclass Sal-OT/Comp/AHR			-
<b>Total Unclassified Salaries</b>				<b>4.00</b>	<b>317,130</b>
<b>Total Unclassified Salaries by Fund</b>					
A0003		GU State General Fund		4.00	294,630
D10751		RU Environmental Health Safety		-	22,500
<b>Total Unclassified Salaries by Fund</b>				<b>4.00</b>	<b>317,130</b>
<b>STUDENT ASSISTANTS AND BENEFITS</b>					
1690		Shrinkage			(10,973)
1760		State Leave Pymt Assessment			2,804
1810		KPERS Retirement			24,062
1830		Regents Retirement			13,251
1850		TIAA Disability			3,667
1911		Medicare			5,594
1912		OASDI			23,905
1750		Dependent Health Insurance			4,375
1950		Single Group Health Insurance			37,600
1970		Workers Compensation			1,067
1980		Unemployment Compensation			234
<b>Total Students and Fringe Benefits</b>					<b>105,586</b>
<b>Total Students and Fringe Benefits by Fund</b>					
A0003		GU State General Fund			103,626
D10751		RU Environmental Health Safety			1,960
<b>Total Students and Fringe Benefits</b>					<b>105,586</b>
<b>Total Salaries and Fringe Benefits</b>				<b>5.00</b>	<b>494,663</b>
<b>Total Salaries and Fringe Benefits by Fund</b>					
A0003		GU State General Fund		5.00	470,203
D10751		RU Environmental Health Safety		-	24,460
<b>Total Salaries and Fringe Benefits</b>				<b>5.00</b>	<b>494,663</b>

**W.S.U ANNUAL BUDGET**  
**103026 - Environmental Health and Safety**  
**For Fiscal Year 2025**

Account Code	Position Number	Name or Account Description	Months	2025 Adopted	
				Budget FTE	Amount
<b>OTHER OPERATING EXPENDITURES (OOE)</b>					
7C		Contractual Services			20,275
7F		Commodities			26,725
7H		Capital Outlay			-
		<b>Total OOE</b>			<b>47,000</b>
<b>Total OOE by Fund</b>					
A2000		GU General Fees Fund			40,000
D10751		RU Environmental Health Safety			7,000
		<b>Total OOE by Fund</b>			<b>47,000</b>
<b>Total FTE and Expenditures</b>				<b>5.00</b>	<b>541,663</b>
<b>Total FTE and Expenditures by Fund</b>					
A0003		GU State General Fund		5.00	470,203
A2000		GU General Fees Fund		-	40,000
D10751		RU Environmental Health Safety		-	31,460
		<b>Total FTE and Expenditures by Fund</b>		<b>5.00</b>	<b>541,663</b>

**W.S.U ANNUAL BUDGET  
103027 - Animal Safety  
For Fiscal Year 2025**

Account Code	Position Number	Name or Account Description	Months	2025 Adopted	
				Budget FTE	Amount
<b>USS SALARIES</b>					
<b>1000 USS Salaries-Permanent</b>					
<b>Total USS Salaries</b>				-	-
<b>Total USS Salaries by Fund</b>					
<b>Total USS Salaries by Fund</b>				-	-
<b>UNCLASSIFIED SALARIES</b>					
<b>1100 Unclassified Salaries-Permanent (Including 1105 - Stipend)</b>					
1115		Unclassified Salaries-Add'l Comp			12,060
<b>Total Unclassified Salaries</b>				-	<b>12,060</b>
<b>Total Unclassified Salaries by Fund</b>					
D10573		SRO Animal Safety		-	12,060
<b>Total Unclassified Salaries by Fund</b>				-	<b>12,060</b>
<b>STUDENT ASSISTANTS AND BENEFITS</b>					
1760		State Leave Pymt Assessment			87
1830		Regents Retirement			1,026
1850		TIAA Disability			121
1911		Medicare			175
1912		OASDI			748
1970		Workers Compensation			33
1980		Unemployment Compensation			8
<b>Total Students and Fringe Benefits</b>				-	<b>2,198</b>
<b>Total Students and Fringe Benefits by Fund</b>					
D10573		SRO Animal Safety		-	2,198
<b>Total Students and Fringe Benefits</b>				-	<b>2,198</b>
<b>Total Salaries and Fringe Benefits</b>				-	<b>14,258</b>
<b>Total Salaries and Fringe Benefits by Fund</b>					
D10573		SRO Animal Safety		-	14,258
<b>Total Salaries and Fringe Benefits</b>				-	<b>14,258</b>
<b>OTHER OPERATING EXPENDITURES (OOE)</b>					
7C		Contractual Services			12,623
7H		Capital Outlay			100
<b>Total OOE</b>				-	<b>12,723</b>
<b>Total OOE by Fund</b>					
D10573		SRO Animal Safety		-	12,723
<b>Total OOE by Fund</b>				-	<b>12,723</b>
<b>Total FTE and Expenditures</b>				-	<b>26,981</b>
<b>Total FTE and Expenditures by Fund</b>					
D10573		SRO Animal Safety		-	26,981
<b>Total FTE and Expenditures by Fund</b>				-	<b>26,981</b>



**W.S.U ANNUAL BUDGET**  
**102836 - Industry & Defense Human Resources**  
**For Fiscal Year 2025**

Account Code	Position Number	Name or Account Description	Months	2025 Adopted	
				Budget FTE	Amount
<b>USS SALARIES</b>					
<b>1000 USS Salaries-Permanent</b>					
<b>Total USS Salaries</b>				-	-
<b>Total USS Salaries by Fund</b>					
<b>Total USS Salaries by Fund</b>				-	-
<b>UNCLASSIFIED SALARIES</b>					
<b>1100 Unclassified Salaries-Permanent (Including 1105 - Stipend)</b>					
980256	IDP Human Resources Generalist Doyle, Rachael		12	1.00	70,000
<i>This position is fully funded from restricted use sources.</i>					
980518	IDP Human Resources Business Partner Vacant			1.00	95,000
<i>This position is fully funded from restricted use sources.</i>					
980765	IDP Human Resources Business Partner Henry, Courtney		12	1.00	95,000
<i>This position is fully funded from restricted use sources.</i>					
991412	IDP Director Human Resources Holsteen, Marcie		12	1.00	180,250
<i>This position is fully funded from restricted use sources.</i>					
993282	IDP Human Resources Business Partner Irish, Mikayla		12	1.00	75,000
<i>This position is fully funded from restricted use sources.</i>					
996643	IDP Human Resources Generalist Brown, Raegan		12	1.00	60,000
<i>This position is fully funded from restricted use sources.</i>					
<b>Total Unclassified Salaries</b>				<b>6.00</b>	<b>575,250</b>
<b>Total Unclassified Salaries by Fund</b>					
D11683	SRO Industry & Def IDC Human Res			6.00	575,250
<b>Total Unclassified Salaries by Fund</b>				<b>6.00</b>	<b>575,250</b>
<b>STUDENT ASSISTANTS AND BENEFITS</b>					
1200	Student Salaries-Regular				25,000
1760	State Leave Pymt Assessment				4,142
1830	Regents Retirement				40,824
1850	TIAA Disability				5,753
1911	Medicare				8,048
1912	OASDI				33,659
1750	Dependent Health Insurance				17,500
1950	Single Group Health Insurance				37,600
1970	Workers Compensation				1,574
1980	Unemployment Compensation				334
<b>Total Students and Fringe Benefits</b>					<b>174,434</b>
<b>Total Students and Fringe Benefits by Fund</b>					
D11683	SRO Industry & Def IDC Human Res				174,434
<b>Total Students and Fringe Benefits</b>					<b>174,434</b>
<b>Total Salaries and Fringe Benefits</b>				<b>6.00</b>	<b>749,684</b>

**W.S.U ANNUAL BUDGET**  
**102836 - Industry & Defense Human Resources**  
**For Fiscal Year 2025**

Account Code	Position Number	Name or Account Description	Months	2025 Adopted	
				Budget FTE	Amount
<b>Total Salaries and Fringe Benefits by Fund</b>					
	D11683	SRO Industry & Def IDC Human Res		6.00	749,684
<b>Total Salaries and Fringe Benefits</b>				<b>6.00</b>	<b>749,684</b>
<b>OTHER OPERATING EXPENDITURES (OOE)</b>					
	7C	Contractual Services			16,050
	7F	Commodities			3,000
	7H	Capital Outlay			5,000
<b>Total OOE</b>					<b>24,050</b>
<b>Total OOE by Fund</b>					
	D11683	SRO Industry & Def IDC Human Res			24,050
<b>Total OOE by Fund</b>					<b>24,050</b>
<b>Total FTE and Expenditures</b>				<b>6.00</b>	<b>773,734</b>
<b>Total FTE and Expenditures by Fund</b>					
	D11683	SRO Industry & Def IDC Human Res		6.00	773,734
<b>Total FTE and Expenditures by Fund</b>				<b>6.00</b>	<b>773,734</b>

**W.S.U ANNUAL BUDGET**  
**101600 - Alumni**  
**For Fiscal Year 2025**

Account Code	Position Number	Name or Account Description	Months	2025 Adopted	
				Budget FTE	Amount
<b>USS SALARIES</b>					
<b>1000 USS Salaries-Permanent</b>					
<b>Total USS Salaries</b>				-	-
<b>Total USS Salaries by Fund</b>					
<b>Total USS Salaries by Fund</b>				-	-
<b>UNCLASSIFIED SALARIES</b>					
<b>1100 Unclassified Salaries-Permanent (Including 1105 - Stipend)</b>					
<b>Total Unclassified Salaries</b>				-	-
<b>Total Unclassified Salaries by Fund</b>					
<b>Total Unclassified Salaries by Fund</b>				-	-
<b>STUDENT ASSISTANTS AND BENEFITS</b>					
<b>Total Students and Fringe Benefits</b>				-	-
<b>Total Students and Fringe Benefits by Fund</b>					
<b>Total Students and Fringe Benefits</b>				-	-
<b>Total Salaries and Fringe Benefits</b>				-	-
<b>Total Salaries and Fringe Benefits by Fund</b>					
<b>Total Salaries and Fringe Benefits</b>				-	-
<b>OTHER OPERATING EXPENDITURES (OOE)</b>					
7C Contractual Services				660,000	
<b>Total OOE</b>				<b>660,000</b>	
<b>Total OOE by Fund</b>					
A2000		GU General Fees Fund		660,000	
<b>Total OOE by Fund</b>				<b>660,000</b>	
<b>Total FTE and Expenditures</b>				-	<b>660,000</b>
<b>Total FTE and Expenditures by Fund</b>					
A2000		GU General Fees Fund		-	660,000
<b>Total FTE and Expenditures by Fund</b>				-	<b>660,000</b>

**W.S.U ANNUAL BUDGET**  
**101610 - Strategic Communications**  
**For Fiscal Year 2025**

Account Code	Position Number	Name or Account Description	Months	2025 Adopted	
				Budget FTE	Amount
<b>USS SALARIES</b>					
<b>1000 USS Salaries-Permanent</b>					
<b>Total USS Salaries</b>				-	-
<b>Total USS Salaries by Fund</b>					
<b>Total USS Salaries by Fund</b>				-	-
<b>UNCLASSIFIED SALARIES</b>					
<b>1100 Unclassified Salaries-Permanent (Including 1105 - Stipend)</b>					
993336		Video Content Producer, Entry Chastain, Ryan	12	1.00	43,035
993611		Marketing Coordinator Vacant		1.00	40,000
994199		Director Videography Wright, Marcus	12	1.00	72,468
996964		Content Specialist Suellentrop, Paul	12	0.67	44,128
997094		Manager Community Engagement and Development Beal, Kristin <i>This position is fully funded from restricted use sources.</i>	12	0.25	16,370
997175		Web Project Manager Hall, Quinn	12	1.00	73,182
997546		Director Strategic Communication Mazzullo, Helaine	12	1.00	84,948
997576		Director Creative Services and Branding Easum, Amy <i>\$26,553 of this position is funded from restricted use sources.</i>	12	1.00	88,505
997676		Director Web and Digital Analytics Hart, Timothy	12	1.00	88,596
997801		Vice President Strategic Communications and Marketing Coleman-Martins, Shelly	12	1.00	185,310
998193		Director, Marketing and Advertising Gandu, Trish	12	1.00	70,700
998413		Manager Social Media Pennick, Kayla	12	1.00	68,327
998419		Newsletter Editor Bragg, Caelin	12	1.00	41,410
998445		Manager Community Engagement and Development Hytche, Carmen	12	1.00	60,582
998822		Digital Specialist, Senior Ignudo, Jaci	12	1.00	50,975
998851		Business Manager and Executive Assistant Shoemaker, Mercedes	12	1.00	55,841

**W.S.U ANNUAL BUDGET**  
**101610 - Strategic Communications**  
**For Fiscal Year 2025**

Account Code	Position Number	Name or Account Description	Months	2025 Adopted	
				Budget FTE	Amount
	998893	Art Director Muret, Annelise	12	1.00	54,501
	998897	Speechwriting and Copywriting Manager Ornelas, Sara	12	1.00	63,326
<b>Total Unclassified Salaries</b>				<b>16.92</b>	<b>1,202,204</b>
<b>Total Unclassified Salaries by Fund</b>					
	A0003	GU State General Fund		15.70	1,115,153
	A2000	GU General Fees Fund		0.67	44,128
	D10331	RU Strategic Communications		0.25	16,370
	D10834	RU Creative Services		0.30	26,553
<b>Total Unclassified Salaries by Fund</b>				<b>16.92</b>	<b>1,202,204</b>
<b>STUDENT ASSISTANTS AND BENEFITS</b>					
	1200	Student Salaries-Regular			-
	1690	Shrinkage			(34,501)
	1760	State Leave Pymt Assessment			8,665
	1810	KPERS Retirement			6,378
	1830	Regents Retirement			94,046
	1850	TIAA Disability			12,031
	1911	Medicare			17,161
	1912	OASDI			72,785
	1750	Dependent Health Insurance			23,331
	1950	Single Group Health Insurance			131,593
	1970	Workers Compensation			3,293
	1980	Unemployment Compensation			720
<b>Total Students and Fringe Benefits</b>					<b>335,502</b>
<b>Total Students and Fringe Benefits by Fund</b>					
	A0003	GU State General Fund			306,155
	A2000	GU General Fees Fund			12,924
	D10331	RU Strategic Communications			7,482
	D10834	RU Creative Services			8,941
<b>Total Students and Fringe Benefits</b>					<b>335,502</b>
<b>Total Salaries and Fringe Benefits</b>				<b>16.92</b>	<b>1,537,706</b>
<b>Total Salaries and Fringe Benefits by Fund</b>					
	A0003	GU State General Fund		15.70	1,421,308
	A2000	GU General Fees Fund		0.67	57,052
	D10331	RU Strategic Communications		0.25	23,852
	D10834	RU Creative Services		0.30	35,494
<b>Total Salaries and Fringe Benefits</b>				<b>16.92</b>	<b>1,537,706</b>
<b>OTHER OPERATING EXPENDITURES (OOE)</b>					
	7C	Contractual Services			159,916
	7F	Commodities			8,400
	7H	Capital Outlay			15,000
	7Z	Transfers Out			35,000
<b>Total OOE</b>					<b>218,316</b>
<b>Total OOE by Fund</b>					
	A2000	GU General Fees Fund			93,316
	D10331	RU Strategic Communications			125,000
<b>Total OOE by Fund</b>					<b>218,316</b>
<b>Total FTE and Expenditures</b>				<b>16.92</b>	<b>1,756,022</b>
<b>Total FTE and Expenditures by Fund</b>					
	A0003	GU State General Fund		15.70	1,421,308
	A2000	GU General Fees Fund		0.67	150,368

**W.S.U ANNUAL BUDGET**  
**101610 - Strategic Communications**  
**For Fiscal Year 2025**

Account Code	Position Number	Name or Account Description	Months	2025 Adopted	
				Budget FTE	Amount
D10331	RU	Strategic Communications		0.25	148,852
D10834	RU	Creative Services		0.30	35,494
<b>Total FTE and Expenditures by Fund</b>				<b>16.92</b>	<b>1,756,022</b>

**W.S.U ANNUAL BUDGET  
101901 - Commencement  
For Fiscal Year 2025**

Account Code	Position Number	Name or Account Description	Months	2025 Adopted	
				Budget FTE	Amount
<b>USS SALARIES</b>					
<b>1000 USS Salaries-Permanent</b>					
<b>Total USS Salaries</b>				-	-
<b>Total USS Salaries by Fund</b>					
<b>Total USS Salaries by Fund</b>				-	-
<b>UNCLASSIFIED SALARIES</b>					
<b>1100 Unclassified Salaries-Permanent (Including 1105 - Stipend)</b>					
<b>Total Unclassified Salaries</b>				-	-
<b>Total Unclassified Salaries by Fund</b>					
<b>Total Unclassified Salaries by Fund</b>				-	-
<b>STUDENT ASSISTANTS AND BENEFITS</b>					
<b>Total Students and Fringe Benefits</b>				-	-
<b>Total Students and Fringe Benefits by Fund</b>					
<b>Total Students and Fringe Benefits</b>				-	-
<b>Total Salaries and Fringe Benefits</b>				-	-
<b>Total Salaries and Fringe Benefits by Fund</b>					
<b>Total Salaries and Fringe Benefits</b>				-	-
<b>OTHER OPERATING EXPENDITURES (OOE)</b>					
7C		Contractual Services			100,515
7F		Commodities			6,135
7H		Capital Outlay			21,000
7Z		Transfers Out			3,200
<b>Total OOE</b>					<b>130,850</b>
<b>Total OOE by Fund</b>					
A2000		GU General Fees Fund			26,000
D10235		RU Commencement			104,850
<b>Total OOE by Fund</b>					<b>130,850</b>
<b>Total FTE and Expenditures</b>				-	<b>130,850</b>
<b>Total FTE and Expenditures by Fund</b>					
A2000		GU General Fees Fund		-	26,000
D10235		RU Commencement		-	104,850
<b>Total FTE and Expenditures by Fund</b>				-	<b>130,850</b>

**W.S.U ANNUAL BUDGET**  
**102542 - Badge/Life Long Learning**  
**For Fiscal Year 2025**

Account Code	Position Number	Name or Account Description	Months	2025 Adopted	
				Budget FTE	Amount
<b>USS SALARIES</b>					
<b>1000 USS Salaries-Permanent</b>					
<b>Total USS Salaries</b>				-	-
<b>Total USS Salaries by Fund</b>					
<b>Total USS Salaries by Fund</b>				-	-
<b>UNCLASSIFIED SALARIES</b>					
<b>1100 Unclassified Salaries-Permanent (Including 1105 - Stipend)</b>					
993550		Academic Program Specialist Hidano, Tatsuya	12	1.00	44,554
<i>This position is fully funded from restricted use sources.</i>					
1115		Unclassified Salaries-Add'l Comp			7,610
1180		Unclassified Salaries-Lecturer			10,000
<b>Total Unclassified Salaries</b>				<b>1.00</b>	<b>62,164</b>
<b>Total Unclassified Salaries by Fund</b>					
D11716		Badge/Life Long Learning		1.00	62,164
<b>Total Unclassified Salaries by Fund</b>				<b>1.00</b>	<b>62,164</b>
<b>STUDENT ASSISTANTS AND BENEFITS</b>					
1760		State Leave Pymt Assessment			448
1830		Regents Retirement			4,435
1850		TIAA Disability			523
1911		Medicare			824
1912		OASDI			3,518
1750		Dependent Health Insurance			4,375
1950		Single Group Health Insurance			9,400
1970		Workers Compensation			171
1980		Unemployment Compensation			35
<b>Total Students and Fringe Benefits</b>					<b>23,729</b>
<b>Total Students and Fringe Benefits by Fund</b>					
D11716		Badge/Life Long Learning			23,729
<b>Total Students and Fringe Benefits</b>					<b>23,729</b>
<b>Total Salaries and Fringe Benefits</b>				<b>1.00</b>	<b>85,893</b>
<b>Total Salaries and Fringe Benefits by Fund</b>					
D11716		Badge/Life Long Learning		1.00	85,893
<b>Total Salaries and Fringe Benefits</b>				<b>1.00</b>	<b>85,893</b>
<b>OTHER OPERATING EXPENDITURES (OEE)</b>					
7C		Contractual Services			58,940
7F		Commodities			1,200
7H		Capital Outlay			3,000
<b>Total OOE</b>					<b>63,140</b>
<b>Total OOE by Fund</b>					
D11716		Badge/Life Long Learning			63,140
<b>Total OOE by Fund</b>					<b>63,140</b>
<b>Total FTE and Expenditures</b>				<b>1.00</b>	<b>149,033</b>
<b>Total FTE and Expenditures by Fund</b>					
D11716		Badge/Life Long Learning		1.00	149,033
<b>Total FTE and Expenditures by Fund</b>				<b>1.00</b>	<b>149,033</b>



**Wichita State University**  
**Fiscal Year 2025 Annual Operating Budget**

**Institutional Support Program**  
**Program Code 41000**

**Institutional Support Program Budget Summary**

<u>Expenditures</u>	General Use Funds				Restricted Use Funds	Total Budget	% of Total Budget
	State General Fund	General Fees (Tuition) Fund	Total	% of General Use Budget			
<b>Salaries and Fringe Benefits</b>							
University Support Staff Salaries	\$ 196,019	\$ 1,000	\$ 197,019	0.9%	\$ 36,059	\$ 233,078	0.8%
Unclassified Salaries	7,477,887	4,279,133	11,757,019	50.9%	1,755,014	13,512,033	48.2%
Student Salaries	22,424	50,000	72,424	0.3%	450,112	522,536	1.9%
Fringe Benefits	2,108,119	1,113,307	3,221,426	13.9%	470,650	3,692,076	13.2%
Shrinkage	(223,073)	(122,989)	(346,062)	-1.5%	-	(346,062)	-1.2%
<b>Subtotal Salaries and Fringe Benefits</b>	<b>\$ 9,581,376</b>	<b>\$ 5,320,451</b>	<b>\$ 14,901,827</b>	<b>64.5%</b>	<b>\$ 2,711,835</b>	<b>\$ 17,613,662</b>	<b>62.8%</b>
<b>Other Operating Expenditures</b>	<b>\$ 8,302</b>	<b>\$ 8,191,702</b>	<b>\$ 8,200,004</b>	<b>35.5%</b>	<b>\$ 2,240,523</b>	<b>\$ 10,440,527</b>	<b>37.2%</b>
<b>Total Institutional Support Program Budget</b>	<b>\$ 9,589,678</b>	<b>\$ 13,512,153</b>	<b>\$ 23,101,831</b>	<b>100.0%</b>	<b>\$ 4,952,358</b>	<b>\$ 28,054,189</b>	<b>100.0%</b>

Summary excludes nonreportable expenditures

**Wichita State University**  
**Fiscal Year 2025 Annual Operating Budget**  
**Physical Plant Operations Program**  
**Program Code 96000**

**Physical Plant Operations Program Definition**

The Physical Plant Operations Program includes all expenditures of current operating funds for the administration, supervision, operation, maintenance, preservation, and protection of the institution's physical plant. It includes expenses normally incurred for such items as janitorial and utility services; repairs and ordinary or normal alterations of buildings, furniture and equipment; care of grounds; maintenance and operation of buildings and other plant facilities; security; disaster preparedness; environmental safety; hazardous waste disposal; facility rental; facility planning and management; and central receiving. The Physical Plant Operations Program is further divided into five sub-programs: Physical Plant Administration (96002), General Maintenance (96003), Utilities (96004), Security (96005), and Special Projects (96006).

**W.S.U ANNUAL BUDGET**  
**108351 - Facilities Serv Director's Office**  
**For Fiscal Year 2025**

Account Code	Position Number	Name or Account Description	Months	2025 Adopted	
				Budget FTE	Amount
<b>USS SALARIES</b>					
<b>1000 USS Salaries-Permanent</b>					
	999268	Shipping Receiving & Event Installation Technician Agee, Judston	12	0.00	0
	1030	USS Salaries-Standby		-	40,000
	1020	USS Salaries-OT		-	49,813
		<b>Total USS Salaries</b>		<b>0.00</b>	<b>89,813</b>
<b>Total USS Salaries by Fund</b>					
	A0003	GU State General Fund		-	89,813
	D10272	RU Physical Plant Administration		0.00	0
		<b>Total USS Salaries by Fund</b>		<b>0.00</b>	<b>89,813</b>
<b>UNCLASSIFIED SALARIES</b>					
<b>1100 Unclassified Salaries-Permanent (Including 1105 - Stipend)</b>					
	991457	Technology Asset Control Specialist Eckert, Alexander	12	1.00	48,069
	991957	Interior Design Manager Voth, Kristen	12	1.00	77,644
	993967	Business Manager Abraham, Rebecca	12	1.00	62,115
	994004	Project and Office Coordinator Gantvoort, Brieanne	12	1.00	45,448
	994430	Facilities Project Manager Browning, Janelle	12	1.00	83,856
	996244	Director of Facilities Operations Gomez, David	12	1.00	88,505
	996662	Facilities Planning Project Manager Conyers, Aaron	12	1.00	83,856
	997009	Director Facilities Maintenance Operations Minihan, John	12	1.00	88,505
	997290	Office Manager Sublett, Lindsay	12	1.00	52,395
	997980	Executive Director Facilities Services Bryer, Eason	12	1.00	145,557
	999177	Director Facilities Financial Operations Renollet, Annmarie	12	1.00	98,349
	999480	Director Environmental Control Harkness, Donald	12	1.00	88,505
	999696	Building Trades Supervisor Snodgrass, Travis	12	1.00	61,630
	999710	Director of Licensed Trades Operations Basgall, Michael	12	1.00	88,505
	999714	Office Coordinator Collard, Augustine	12	1.00	41,808

**W.S.U ANNUAL BUDGET**  
**108351 - Facilities Serv Director's Office**  
**For Fiscal Year 2025**

Account Code	Position Number	Name or Account Description	Months	2025 Adopted	
				Budget FTE	Amount
	999828	Office Coordinator Purser, Laura	12	1.00	41,371
	1160	Unclass Sal-OT/Comp/AHR			2,000
		<b>Total Unclassified Salaries</b>		<b>16.00</b>	<b>1,198,119</b>
<b>Total Unclassified Salaries by Fund</b>					
	A0003	GU State General Fund		16.00	1,198,119
		<b>Total Unclassified Salaries by Fund</b>		<b>16.00</b>	<b>1,198,119</b>
<b>STUDENT ASSISTANTS AND BENEFITS</b>					
	1690	Shrinkage			(38,699)
	1760	State Leave Pymt Assessment			9,286
	1810	KPERS Retirement			22,127
	1830	Regents Retirement			93,011
	1850	TIAA Disability			12,891
	1911	Medicare			18,182
	1912	OASDI			77,720
	1750	Dependent Health Insurance			30,625
	1950	Single Group Health Insurance			141,001
	1970	Workers Compensation			3,526
	1980	Unemployment Compensation			761
		<b>Total Students and Fringe Benefits</b>			<b>370,431</b>
<b>Total Students and Fringe Benefits by Fund</b>					
	A0003	GU State General Fund			370,424
	D10272	RU Physical Plant Administration			7
		<b>Total Students and Fringe Benefits</b>			<b>370,431</b>
		<b>Total Salaries and Fringe Benefits</b>		<b>16.00</b>	<b>1,658,363</b>
<b>Total Salaries and Fringe Benefits by Fund</b>					
	A0003	GU State General Fund		16.00	1,658,356
	D10272	RU Physical Plant Administration		0.00	7
		<b>Total Salaries and Fringe Benefits</b>		<b>16.00</b>	<b>1,658,363</b>
<b>OTHER OPERATING EXPENDITURES (OEE)</b>					
	7C	Contractual Services			30,000
	7F	Commodities			63,225
	7H	Capital Outlay			87,808
	7Z	Transfers Out			758,960
		<b>Total OOE</b>			<b>939,993</b>
<b>Total OOE by Fund</b>					
	A2000	GU General Fees Fund			40,000
	D10272	RU Physical Plant Administration			899,993
		<b>Total OOE by Fund</b>			<b>939,993</b>
		<b>Total FTE and Expenditures</b>		<b>16.00</b>	<b>2,598,356</b>
<b>Total FTE and Expenditures by Fund</b>					
	A0003	GU State General Fund		16.00	1,658,356
	A2000	GU General Fees Fund		-	40,000
	D10272	RU Physical Plant Administration		0.00	900,000
		<b>Total FTE and Expenditures by Fund</b>		<b>16.00</b>	<b>2,598,356</b>

**W.S.U ANNUAL BUDGET  
108354 - Facilities Planning  
For Fiscal Year 2025**

Account Code	Position Number	Name or Account Description	Months	2025 Adopted	
				Budget FTE	Amount
<b>USS SALARIES</b>					
<b>1000 USS Salaries-Permanent</b>					
<b>Total USS Salaries</b>				-	-
<b>Total USS Salaries by Fund</b>					
<b>Total USS Salaries by Fund</b>				-	-
<b>UNCLASSIFIED SALARIES</b>					
<b>1100 Unclassified Salaries-Permanent (Including 1105 - Stipend)</b>					
994882		Director Architecture Woolsoncroft, Todd	12	1.00	124,230
994958		Facilities Planning Project Manager Vacant		1.00	70,689
997200		Architect Young, Kevin	12	1.00	84,431
997740		Executive Director Facilities Planning Patterson, Emily	12	1.00	149,212
998606		Property Manager Stegeman, Crystal <i>\$36,778 of this position is funded from restricted use sources.</i>	12	1.00	73,556
999943		Architect Stauth, David	12	1.00	90,213
<b>Total Unclassified Salaries</b>				<b>6.00</b>	<b>592,331</b>
<b>Total Unclassified Salaries by Fund</b>					
A0003		GU State General Fund		2.00	155,120
A2000		GU General Fees Fund		3.50	400,433
D11293		RU Facilities Planning		0.50	36,778
<b>Total Unclassified Salaries by Fund</b>				<b>6.00</b>	<b>592,331</b>
<b>STUDENT ASSISTANTS AND BENEFITS</b>					
1690		Shrinkage			(15,983)
1760		State Leave Pymt Assessment			4,267
1830		Regents Retirement			44,344
1850		TIAA Disability			5,927
1911		Medicare			8,489
1912		OASDI			36,290
1750		Dependent Health Insurance			13,125
1950		Single Group Health Insurance			37,600
1970		Workers Compensation			1,621
1980		Unemployment Compensation			356
<b>Total Students and Fringe Benefits</b>					<b>136,036</b>
<b>Total Students and Fringe Benefits by Fund</b>					
A0003		GU State General Fund			27,309
A2000		GU General Fees Fund			102,028
D11293		RU Facilities Planning			6,699
<b>Total Students and Fringe Benefits</b>					<b>136,036</b>
<b>Total Salaries and Fringe Benefits</b>				<b>6.00</b>	<b>728,367</b>
<b>Total Salaries and Fringe Benefits by Fund</b>					

**W.S.U ANNUAL BUDGET  
108354 - Facilities Planning  
For Fiscal Year 2025**

Account Code	Position Number	Name or Account Description	Months	2025 Adopted	
				Budget FTE	Amount
A0003		GU State General Fund		2.00	182,429
A2000		GU General Fees Fund		3.50	502,461
D11293		RU Facilities Planning		0.50	43,477
<b>Total Salaries and Fringe Benefits</b>				<b>6.00</b>	<b>728,367</b>
<b>OTHER OPERATING EXPENDITURES (OOE)</b>					
		7C Contractual Services			36,642
		7F Commodities			2,200
		7H Capital Outlay			7,407
<b>Total OOE</b>					<b>46,249</b>
<b>Total OOE by Fund</b>					
	A2000	GU General Fees Fund			46,249
<b>Total OOE by Fund</b>					<b>46,249</b>
<b>Total FTE and Expenditures</b>				<b>6.00</b>	<b>774,616</b>
<b>Total FTE and Expenditures by Fund</b>					
	A0003	GU State General Fund		2.00	182,429
	A2000	GU General Fees Fund		3.50	548,710
	D11293	RU Facilities Planning		0.50	43,477
<b>Total FTE and Expenditures by Fund</b>				<b>6.00</b>	<b>774,616</b>

**W.S.U ANNUAL BUDGET**  
**108374 - Mechanical Maintenance**  
**For Fiscal Year 2025**

Account Code	Position Number	Name or Account Description	Months	2025 Adopted	
				Budget FTE	Amount
<b>USS SALARIES</b>					
<b>1000</b>	<b>USS Salaries-Permanent</b>				
	992888	Pipefitter Reeder, Charles	12	1.00	49,546
	999551	Pipefitter Hearn, Carl	12	1.00	47,445
	999699	Sheet Metal Worker, Licensed Journeyman Wray, William	12	1.00	51,002
1030	USS Salaries-Standby			-	13,000
1020	USS Salaries-OT			-	300
<b>Total USS Salaries</b>				<b>3.00</b>	<b>161,292</b>
<b>Total USS Salaries by Fund</b>					
A0003	GU State General Fund			3.00	161,292
<b>Total USS Salaries by Fund</b>				<b>3.00</b>	<b>161,292</b>
<b>UNCLASSIFIED SALARIES</b>					
<b>1100</b>	<b>Unclassified Salaries-Permanent (Including 1105 - Stipend)</b>				
	999459	HVAC Supervisor White, Christian	12	1.00	62,858
1160	Unclass Sal-OT/Comp/AHR				400
<b>Total Unclassified Salaries</b>				<b>1.00</b>	<b>63,258</b>
<b>Total Unclassified Salaries by Fund</b>					
A0003	GU State General Fund			1.00	63,258
<b>Total Unclassified Salaries by Fund</b>				<b>1.00</b>	<b>63,258</b>
<b>STUDENT ASSISTANTS AND BENEFITS</b>					
1690	Shrinkage				(7,105)
1760	State Leave Pymt Assessment				1,619
1810	KPERs Retirement				18,422
1830	Regents Retirement				5,377
1850	TIAA Disability				2,248
1911	Medicare				3,157
1912	OASDI				13,491
1750	Dependent Health Insurance				4,375
1950	Single Group Health Insurance				37,600
1970	Workers Compensation				616
1980	Unemployment Compensation				134
<b>Total Students and Fringe Benefits</b>					<b>79,934</b>
<b>Total Students and Fringe Benefits by Fund</b>					
A0003	GU State General Fund				79,934
<b>Total Students and Fringe Benefits</b>					<b>79,934</b>
<b>Total Salaries and Fringe Benefits</b>				<b>4.00</b>	<b>304,484</b>
<b>Total Salaries and Fringe Benefits by Fund</b>					
A0003	GU State General Fund			4.00	304,484
<b>Total Salaries and Fringe Benefits</b>				<b>4.00</b>	<b>304,484</b>
<b>OTHER OPERATING EXPENDITURES (OOE)</b>					
7C	Contractual Services				7,750
7F	Commodities				37,250
7H	Capital Outlay				-
<b>Total OOE</b>					<b>45,000</b>
<b>Total OOE by Fund</b>					

**W.S.U ANNUAL BUDGET**  
**108374 - Mechanical Maintenance**  
**For Fiscal Year 2025**

Account Code	Position Number	Name or Account Description	Months	2025 Adopted	
				Budget FTE	Amount
	A2000	GU General Fees Fund			40,000
	D11279	RU Mechanical Maintenance			5,000
		<b>Total OOE by Fund</b>			<b>45,000</b>
		<b>Total FTE and Expenditures</b>		<b>4.00</b>	<b>349,484</b>
<b>Total FTE and Expenditures by Fund</b>					
	A0003	GU State General Fund		4.00	304,484
	A2000	GU General Fees Fund		-	40,000
	D11279	RU Mechanical Maintenance		-	5,000
		<b>Total FTE and Expenditures by Fund</b>		<b>4.00</b>	<b>349,484</b>



**W.S.U ANNUAL BUDGET  
108377 - Locksmith Shop  
For Fiscal Year 2025**

Account Code	Position Number	Name or Account Description	Months	2025 Adopted	
				Budget FTE	Amount
<b>USS SALARIES</b>					
<b>1000 USS Salaries-Permanent</b>					
1030		USS Salaries-Standby		-	-
1020		USS Salaries-OT		-	-
<b>Total USS Salaries</b>				<b>-</b>	<b>-</b>
<b>Total USS Salaries by Fund</b>					
A0003		GU State General Fund		-	-
<b>Total USS Salaries by Fund</b>				<b>-</b>	<b>-</b>
<b>UNCLASSIFIED SALARIES</b>					
<b>1100 Unclassified Salaries-Permanent (Including 1105 - Stipend)</b>					
998694		Manager Building Trades Estill-Matos, Daraleen	12	0.50	36,592
<b>Total Unclassified Salaries</b>				<b>0.50</b>	<b>36,592</b>
<b>Total Unclassified Salaries by Fund</b>					
A0003		GU State General Fund		0.50	36,592
<b>Total Unclassified Salaries by Fund</b>				<b>0.50</b>	<b>36,592</b>
<b>STUDENT ASSISTANTS AND BENEFITS</b>					
1690		Shrinkage			(1,141)
1760		State Leave Pymt Assessment			264
1810		KPERS Retirement			-
1830		Regents Retirement			3,111
1850		TIAA Disability			366
1911		Medicare			509
1912		OASDI			2,176
1750		Dependent Health Insurance			2,188
1950		Single Group Health Insurance			4,701
1970		Workers Compensation			101
1980		Unemployment Compensation			22
<b>Total Students and Fringe Benefits</b>				<b>0.50</b>	<b>12,297</b>
<b>Total Students and Fringe Benefits by Fund</b>					
A0003		GU State General Fund			12,297
<b>Total Students and Fringe Benefits</b>				<b>0.50</b>	<b>12,297</b>
<b>Total Salaries and Fringe Benefits</b>				<b>0.50</b>	<b>48,888</b>
<b>Total Salaries and Fringe Benefits by Fund</b>					
A0003		GU State General Fund		0.50	48,888
<b>Total Salaries and Fringe Benefits</b>				<b>0.50</b>	<b>48,888</b>
<b>OTHER OPERATING EXPENDITURES (OOE)</b>					
7C		Contractual Services			-
7F		Commodities			-
<b>Total OOE</b>				<b>-</b>	<b>-</b>
<b>Total OOE by Fund</b>					
A2000		GU General Fees Fund			-
D11282		RU Locksmith			-
<b>Total OOE by Fund</b>				<b>-</b>	<b>-</b>
<b>Total FTE and Expenditures</b>				<b>0.50</b>	<b>48,888</b>
<b>Total FTE and Expenditures by Fund</b>					
A0003		GU State General Fund		0.50	48,888
A2000		GU General Fees Fund		-	-
D11282		RU Locksmith		-	-

**W.S.U ANNUAL BUDGET  
108377 - Locksmith Shop  
For Fiscal Year 2025**

Account Code	Position Number	Name or Account Description	Months	2025 Adopted	
				Budget FTE	Amount
<b>Total FTE and Expenditures by Fund</b>				<b>0.50</b>	<b>48,888</b>

**W.S.U ANNUAL BUDGET  
108378 - Plumbing Shop  
For Fiscal Year 2025**

Account Code	Position Number	Name or Account Description	Months	2025 Adopted	
				Budget FTE	Amount
<b>USS SALARIES</b>					
<b>1000</b>	<b>USS Salaries-Permanent</b>				
	993097	Plumber, Lead Gardner, Morgan	12	1.00	57,158
	996141	Plumber, Maintenance Basgall, Corbyn	12	1.00	46,363
	999135	Plumber, Licensed Journeyman Sternner, James	12	1.00	51,002
1030	USS Salaries-Standby			-	13,000
1020	USS Salaries-OT			-	1,000
	<b>Total USS Salaries</b>			<b>3.00</b>	<b>168,523</b>
<b>Total USS Salaries by Fund</b>					
A0003	GU State General Fund			3.00	168,523
	<b>Total USS Salaries by Fund</b>			<b>3.00</b>	<b>168,523</b>
<b>UNCLASSIFIED SALARIES</b>					
<b>1100</b>	<b>Unclassified Salaries-Permanent (Including 1105 - Stipend)</b>				
	995556	Plumbing Supervisor Agee, Austin	12	1.00	63,357
1160	Unclass Sal-OT/Comp/AHR				5,000
	<b>Total Unclassified Salaries</b>			<b>1.00</b>	<b>68,357</b>
<b>Total Unclassified Salaries by Fund</b>					
A0003	GU State General Fund			1.00	68,357
	<b>Total Unclassified Salaries by Fund</b>			<b>1.00</b>	<b>68,357</b>
<b>STUDENT ASSISTANTS AND BENEFITS</b>					
1690	Shrinkage				(7,422)
1760	State Leave Pymt Assessment				1,708
1810	KPERs Retirement				19,247
1830	Regents Retirement				5,812
1850	TIAA Disability				2,371
1911	Medicare				3,278
1912	OASDI				14,006
1750	Dependent Health Insurance				13,125
1950	Single Group Health Insurance				28,200
1970	Workers Compensation				650
1980	Unemployment Compensation				138
	<b>Total Students and Fringe Benefits</b>				<b>81,113</b>
<b>Total Students and Fringe Benefits by Fund</b>					
A0003	GU State General Fund				81,113
	<b>Total Students and Fringe Benefits</b>				<b>81,113</b>
	<b>Total Salaries and Fringe Benefits</b>			<b>4.00</b>	<b>317,993</b>
<b>Total Salaries and Fringe Benefits by Fund</b>					
A0003	GU State General Fund			4.00	317,993
	<b>Total Salaries and Fringe Benefits</b>			<b>4.00</b>	<b>317,993</b>
<b>OTHER OPERATING EXPENDITURES (OOE)</b>					
7C	Contractual Services				5,200
7F	Commodities				49,800
	<b>Total OOE</b>				<b>55,000</b>
<b>Total OOE by Fund</b>					
A2000	GU General Fees Fund				50,000

**W.S.U ANNUAL BUDGET  
108378 - Plumbing Shop  
For Fiscal Year 2025**

Account Code	Position Number	Name or Account Description	Months	2025 Adopted	
				Budget FTE	Amount
	D11283	RU Plumbing			5,000
		<b>Total OOE by Fund</b>			<b>55,000</b>
		<b>Total FTE and Expenditures</b>		<b>4.00</b>	<b>372,993</b>
<b>Total FTE and Expenditures by Fund</b>					
A0003		GU State General Fund		4.00	317,993
A2000		GU General Fees Fund		-	50,000
D11283		RU Plumbing		-	5,000
		<b>Total FTE and Expenditures by Fund</b>		<b>4.00</b>	<b>372,993</b>

**W.S.U ANNUAL BUDGET**  
**108379 - Electrical Shop**  
**For Fiscal Year 2025**

Account Code	Position Number	Name or Account Description	Months	2025 Adopted	
				Budget FTE	Amount
<b>USS SALARIES</b>					
<b>1000 USS Salaries-Permanent</b>					
	992942	Electrician, Maintenance Smith, Derek	12	1.00	47,445
	993080	Electrician, Licensed Journeyman Coleman, Joe	12	1.00	54,829
	999557	Electrician, Maintenance Houston, Matthew	12	1.00	48,734
	999712	Electrician, Maintenance Sabag, Jesus	12	1.00	47,445
1030		USS Salaries-Standby		-	13,000
1020		USS Salaries-OT		-	3,000
<b>Total USS Salaries</b>				<b>4.00</b>	<b>214,453</b>
<b>Total USS Salaries by Fund</b>					
A0003		GU State General Fund		4.00	214,453
<b>Total USS Salaries by Fund</b>				<b>4.00</b>	<b>214,453</b>
<b>UNCLASSIFIED SALARIES</b>					
<b>1100 Unclassified Salaries-Permanent (Including 1105 - Stipend)</b>					
	991831	Electrical Supervisor Daniel, Randall	12	1.00	58,947
	999471	Electrical Supervisor Thornwall, Gregory	12	1.00	66,269
1160		Unclass Sal-OT/Comp/AHR			3,500
<b>Total Unclassified Salaries</b>				<b>2.00</b>	<b>128,716</b>
<b>Total Unclassified Salaries by Fund</b>					
A0003		GU State General Fund		2.00	128,716
<b>Total Unclassified Salaries by Fund</b>				<b>2.00</b>	<b>128,716</b>
<b>STUDENT ASSISTANTS AND BENEFITS</b>					
1690		Shrinkage			(10,607)
1760		State Leave Pymt Assessment			2,474
1810		KPERS Retirement			33,375
1830		Regents Retirement			4,331
1850		TIAA Disability			3,435
1911		Medicare			4,891
1912		OASDI			20,902
1750		Dependent Health Insurance			4,375
1950		Single Group Health Insurance			47,000
1970		Workers Compensation			940
1980		Unemployment Compensation			206
<b>Total Students and Fringe Benefits</b>					<b>111,322</b>
<b>Total Students and Fringe Benefits by Fund</b>					
A0003		GU State General Fund			111,322
<b>Total Students and Fringe Benefits</b>					<b>111,322</b>
<b>Total Salaries and Fringe Benefits</b>				<b>6.00</b>	<b>454,491</b>
<b>Total Salaries and Fringe Benefits by Fund</b>					
A0003		GU State General Fund		6.00	454,491
<b>Total Salaries and Fringe Benefits</b>				<b>6.00</b>	<b>454,491</b>
<b>OTHER OPERATING EXPENDITURES (OOE)</b>					

**W.S.U ANNUAL BUDGET**  
**108379 - Electrical Shop**  
**For Fiscal Year 2025**

Account Code	Position Number	Name or Account Description	Months	2025 Adopted	
				Budget FTE	Amount
	7C	Contractual Services			14,350
	7F	Commodities			36,040
<b>Total OOE</b>					<b>50,390</b>
<b>Total OOE by Fund</b>					
	A2000	GU General Fees Fund			45,390
	D11284	RU Electrical			5,000
<b>Total OOE by Fund</b>					<b>50,390</b>
<b>Total FTE and Expenditures</b>				<b>6.00</b>	<b>504,881</b>
<b>Total FTE and Expenditures by Fund</b>					
	A0003	GU State General Fund		6.00	454,491
	A2000	GU General Fees Fund		-	45,390
	D11284	RU Electrical		-	5,000
<b>Total FTE and Expenditures by Fund</b>				<b>6.00</b>	<b>504,881</b>

**W.S.U ANNUAL BUDGET**  
**108380 - HVAC Shop**  
**For Fiscal Year 2025**

Account Code	Position Number	Name or Account Description	Months	2025 Adopted	
				Budget FTE	Amount
<b>USS SALARIES</b>					
<b>1000 USS Salaries-Permanent</b>					
	993066	HVAC, Licensed Journeyman Coleman, Scott	12	1.00	59,613
	994411	HVAC, Lead Amelunke, Jesse	12	1.00	61,651
	998777	HVAC, Maintenance Montez, Richard	12	1.00	44,138
	999339	HVAC Assistant Sublett, Kobe	12	1.00	34,320
	999511	HVAC, Licensed Journeyman Domke, Thomas	12	1.00	61,402
	999956	HVAC, Maintenance Walker, Jimmy	12	1.00	44,138
1030		USS Salaries-Standby		-	13,000
1020		USS Salaries-OT		-	300
		<b>Total USS Salaries</b>		<b>6.00</b>	<b>318,561</b>
<b>Total USS Salaries by Fund</b>					
A0003		GU State General Fund		6.00	318,561
		<b>Total USS Salaries by Fund</b>		<b>6.00</b>	<b>318,561</b>
<b>UNCLASSIFIED SALARIES</b>					
<b>1100 Unclassified Salaries-Permanent (Including 1105 - Stipend)</b>					
	998825	HVAC Supervisor Parsons, Joshua	12	1.00	66,768
1160		Unclass Sal-OT/Comp/AHR			2,500
		<b>Total Unclassified Salaries</b>		<b>1.00</b>	<b>69,268</b>
<b>Total Unclassified Salaries by Fund</b>					
A0003		GU State General Fund		1.00	69,268
		<b>Total Unclassified Salaries by Fund</b>		<b>1.00</b>	<b>69,268</b>
<b>STUDENT ASSISTANTS AND BENEFITS</b>					
1690		Shrinkage			(12,179)
1760		State Leave Pymt Assessment			2,796
1810		KPERS Retirement			44,008
1830		Regents Retirement			213
1850		TIAA Disability			3,883
1911		Medicare			5,487
1912		OASDI			23,445
1750		Dependent Health Insurance			8,750
1950		Single Group Health Insurance			56,400
1970		Workers Compensation			1,063
1980		Unemployment Compensation			231
		<b>Total Students and Fringe Benefits</b>			<b>134,097</b>
<b>Total Students and Fringe Benefits by Fund</b>					
A0003		GU State General Fund			134,097
		<b>Total Students and Fringe Benefits</b>			<b>134,097</b>
		<b>Total Salaries and Fringe Benefits</b>		<b>7.00</b>	<b>521,926</b>
<b>Total Salaries and Fringe Benefits by Fund</b>					
A0003		GU State General Fund		7.00	521,926

**W.S.U ANNUAL BUDGET**  
**108380 - HVAC Shop**  
**For Fiscal Year 2025**

Account Code	Position Number	Name or Account Description	Months	2025 Adopted	
				Budget FTE	Amount
<b>Total Salaries and Fringe Benefits</b>				<b>7.00</b>	<b>521,926</b>
<hr/>					
<b>OTHER OPERATING EXPENDITURES (OOE)</b>					
	7C	Contractual Services			6,550
	7F	Commodities			108,450
	7H	Capital Outlay			-
		<b>Total OOE</b>			<b>115,000</b>
<hr/>					
<b>Total OOE by Fund</b>					
	A2000	GU General Fees Fund			110,000
	D11285	RU HVAC			5,000
		<b>Total OOE by Fund</b>			<b>115,000</b>
<hr/>					
		<b>Total FTE and Expenditures</b>		<b>7.00</b>	<b>636,926</b>
<hr/>					
<b>Total FTE and Expenditures by Fund</b>					
	A0003	GU State General Fund		7.00	521,926
	A2000	GU General Fees Fund		-	110,000
	D11285	RU HVAC		-	5,000
		<b>Total FTE and Expenditures by Fund</b>		<b>7.00</b>	<b>636,926</b>



**W.S.U ANNUAL BUDGET**  
**108383 - BAS-Building Automation System**  
**For Fiscal Year 2025**

Account Code	Position Number	Name or Account Description	Months	2025 Adopted	
				Budget FTE	Amount
<b>USS SALARIES</b>					
<b>1000 USS Salaries-Permanent</b>					
<b>Total USS Salaries</b>				-	-
<b>Total USS Salaries by Fund</b>					
<b>Total USS Salaries by Fund</b>				-	-
<b>UNCLASSIFIED SALARIES</b>					
<b>1100 Unclassified Salaries-Permanent (Including 1105 - Stipend)</b>					
991001		Environmental Control System Engineer Hedges, Jason	12	1.00	80,128
991006		Environmental Control Systems Engineer Stickley, Steven	12	1.00	80,128
<b>Total Unclassified Salaries</b>				<b>2.00</b>	<b>160,256</b>
<b>Total Unclassified Salaries by Fund</b>					
A0003		GU State General Fund		2.00	160,256
D11286		RU EMS		-	-
<b>Total Unclassified Salaries by Fund</b>				<b>2.00</b>	<b>160,256</b>
<b>STUDENT ASSISTANTS AND BENEFITS</b>					
1690		Shrinkage			(4,837)
1760		State Leave Pymt Assessment			1,154
1830		Regents Retirement			13,622
1850		TIAA Disability			1,604
1911		Medicare			2,231
1912		OASDI			9,539
1750		Dependent Health Insurance			4,375
1950		Single Group Health Insurance			18,800
1970		Workers Compensation			438
1980		Unemployment Compensation			93
<b>Total Students and Fringe Benefits</b>					<b>47,019</b>
<b>Total Students and Fringe Benefits by Fund</b>					
A0003		GU State General Fund			47,019
D11286		RU EMS			-
<b>Total Students and Fringe Benefits</b>					<b>47,019</b>
<b>Total Salaries and Fringe Benefits</b>				<b>2.00</b>	<b>207,275</b>
<b>Total Salaries and Fringe Benefits by Fund</b>					
A0003		GU State General Fund		2.00	207,275
D11286		RU EMS		-	-
<b>Total Salaries and Fringe Benefits</b>				<b>2.00</b>	<b>207,275</b>
<b>OTHER OPERATING EXPENDITURES (OOE)</b>					
7C		Contractual Services			2,200
7F		Commodities			2,550
7H		Capital Outlay			250
<b>Total OOE</b>					<b>5,000</b>
<b>Total OOE by Fund</b>					
A2000		GU General Fees Fund			5,000
D11286		RU EMS			-
<b>Total OOE by Fund</b>					<b>5,000</b>

**W.S.U ANNUAL BUDGET**  
**108383 - BAS-Building Automation System**  
**For Fiscal Year 2025**

Account Code	Position Number	Name or Account Description	Months	2025 Adopted	
				Budget FTE	Amount
<b>Total FTE and Expenditures</b>				<b>2.00</b>	<b>212,275</b>
<b>Total FTE and Expenditures by Fund</b>					
A0003		GU State General Fund		2.00	207,275
A2000		GU General Fees Fund		-	5,000
D11286		RU EMS		-	-
<b>Total FTE and Expenditures by Fund</b>				<b>2.00</b>	<b>212,275</b>

**W.S.U ANNUAL BUDGET  
108389 - Elevator Service  
For Fiscal Year 2025**

Account Code	Position Number	Name or Account Description	Months	2025 Adopted	
				Budget FTE	Amount
<b>USS SALARIES</b>					
<b>1000 USS Salaries-Permanent</b>					
<b>Total USS Salaries</b>				-	-
<b>Total USS Salaries by Fund</b>					
<b>Total USS Salaries by Fund</b>				-	-
<b>UNCLASSIFIED SALARIES</b>					
<b>1100 Unclassified Salaries-Permanent (Including 1105 - Stipend)</b>					
<b>Total Unclassified Salaries</b>				-	-
<b>Total Unclassified Salaries by Fund</b>					
<b>Total Unclassified Salaries by Fund</b>				-	-
<b>STUDENT ASSISTANTS AND BENEFITS</b>					
<b>Total Students and Fringe Benefits</b>				-	-
<b>Total Students and Fringe Benefits by Fund</b>					
<b>Total Students and Fringe Benefits</b>				-	-
<b>Total Salaries and Fringe Benefits</b>				-	-
<b>Total Salaries and Fringe Benefits by Fund</b>					
<b>Total Salaries and Fringe Benefits</b>				-	-
<b>OTHER OPERATING EXPENDITURES (OOE)</b>					
7C Contractual Services				108,324	
<b>Total OOE</b>				<b>108,324</b>	
<b>Total OOE by Fund</b>					
A2000		GU General Fees Fund		108,324	
<b>Total OOE by Fund</b>				<b>108,324</b>	
<b>Total FTE and Expenditures</b>				-	<b>108,324</b>
<b>Total FTE and Expenditures by Fund</b>					
A2000		GU General Fees Fund		-	108,324
<b>Total FTE and Expenditures by Fund</b>				-	<b>108,324</b>

**W.S.U ANNUAL BUDGET**  
**108331 - Landscape & Ground Maintenance**  
**For Fiscal Year 2025**

Account Code	Position Number	Name or Account Description	Months	2025 Adopted	
				Budget FTE	Amount
<b>USS SALARIES</b>					
<b>1000 USS Salaries-Permanent</b>					
	994618	Custodian Specialist Velo, Maria	12	1.00	29,141
	996119	Landscape Clark, Garrett	12	1.00	33,634
	996124	Landscape Gomez, Moises	12	1.00	33,634
	996131	Landscape Phillips, Georgio	12	1.00	33,634
	996138	Landscape Brown, Barry	12	1.00	33,634
	996156	Landscape Specialist Ost, Andrew	12	1.00	33,634
	996161	Landscape Specialist Harris, Brian	12	1.00	35,734
	999313	Landscape Specialist McCord, Brian	12	1.00	36,754
	999336	Landscape Specialist Snow, Daryle	12	1.00	35,963
	999378	Landscape Specialist Pokorny, Richard	12	1.00	36,234
	999391	Landscape Specialist Vacant		1.00	33,280
	999424	Landscape Maes, Collin	12	1.00	33,634
	999558	Landscape Carpenter, Corbin	12	1.00	33,634
	999559	Arborist Copeland, Evan	12	1.00	45,115
	999596	Arborist Alexander, Logan	12	1.00	45,115
	999605	Landscape Specialist Standley, Cassandra	12	1.00	36,670
	999626	Landscape Cable, Luke	12	1.00	33,862
	999668	Landscape Specialist, Senior Darnell, Jason	12	1.00	38,896
	999674	Landscape Specialist, Senior Evans, Neletah	12	1.00	39,978
	999728	Landscape Specialist, Senior Evans, Mary	12	1.00	40,165
	999734	Landscape			

**W.S.U ANNUAL BUDGET**  
**108331 - Landscape & Ground Maintenance**  
**For Fiscal Year 2025**

Account Code	Position Number	Name or Account Description	Months	2025 Adopted	
				Budget FTE	Amount
		Bowman, Taylor	12	1.00	33,634
	999735	Manager Landscape Hill, Scotty	12	1.00	78,083
	999736	Landscape Supervisor Kaufman, Lowell	12	1.00	51,584
	999737	Landscape Specialist Hendrixson, Darren	12	1.00	46,238
	999738	Landscaper Jordan, Steve	12	1.00	33,821
	999742	Landscape Supervisor Headrick, Cody	12	1.00	51,813
	999899	Landscape Supervisor Stuewe, Kevin	12	1.00	55,349
	999959	Landscape Specialist Ammerman, Kyla	12	1.00	33,675
	999962	Landscape Specialist Miles, Derek	12	1.00	36,774
1020		USS Salaries-OT		-	7,000
		<b>Total USS Salaries</b>		<b>29.00</b>	<b>1,150,314</b>
<b>Total USS Salaries by Fund</b>					
A0003		GU State General Fund		29.00	1,150,314
		<b>Total USS Salaries by Fund</b>		<b>29.00</b>	<b>1,150,314</b>
<b>UNCLASSIFIED SALARIES</b>					
<b>1100 Unclassified Salaries-Permanent (Including 1105 - Stipend)</b>					
	994931	Administrative Assistant Goetz, Aspen	12	1.00	32,240
		<b>Total Unclassified Salaries</b>		<b>1.00</b>	<b>32,240</b>
<b>Total Unclassified Salaries by Fund</b>					
A0003		GU State General Fund		1.00	32,240
		<b>Total Unclassified Salaries by Fund</b>		<b>1.00</b>	<b>32,240</b>
<b>STUDENT ASSISTANTS AND BENEFITS</b>					
	1690	Shrinkage			(37,418)
	1760	State Leave Pymt Assessment			8,532
	1810	KPERS Retirement			127,575
	1830	Regents Retirement			2,741
	1850	TIAA Disability			11,841
	1911	Medicare			16,801
	1912	OASDI			71,788
	1750	Dependent Health Insurance			17,500
	1950	Single Group Health Insurance			197,400
	1970	Workers Compensation			3,244
	1980	Unemployment Compensation			712
		<b>Total Students and Fringe Benefits</b>			<b>420,716</b>
<b>Total Students and Fringe Benefits by Fund</b>					
A0003		GU State General Fund			420,716
		<b>Total Students and Fringe Benefits</b>			<b>420,716</b>

**W.S.U ANNUAL BUDGET**  
**108331 - Landscape & Ground Maintenance**  
**For Fiscal Year 2025**

Account Code	Position Number	Name or Account Description	Months	2025 Adopted	
				Budget FTE	Amount
<b>Total Salaries and Fringe Benefits</b>				<b>30.00</b>	<b>1,603,270</b>
<b>Total Salaries and Fringe Benefits by Fund</b>					
A0003		GU State General Fund		30.00	1,603,270
<b>Total Salaries and Fringe Benefits</b>				<b>30.00</b>	<b>1,603,270</b>
<b>OTHER OPERATING EXPENDITURES (OOE)</b>					
		7C Contractual Services			101,500
		7F Commodities			346,000
		7H Capital Outlay			102,500
<b>Total OOE</b>					<b>550,000</b>
<b>Total OOE by Fund</b>					
A2000		GU General Fees Fund			200,000
D10270		RU Landscape & Ground Maint			350,000
<b>Total OOE by Fund</b>					<b>550,000</b>
<b>Total FTE and Expenditures</b>				<b>30.00</b>	<b>2,153,270</b>
<b>Total FTE and Expenditures by Fund</b>					
A0003		GU State General Fund		30.00	1,603,270
A2000		GU General Fees Fund		-	200,000
D10270		RU Landscape & Ground Maint		-	350,000
<b>Total FTE and Expenditures by Fund</b>				<b>30.00</b>	<b>2,153,270</b>

**W.S.U ANNUAL BUDGET**  
**108341 - Custodial Maintenance**  
**For Fiscal Year 2025**

Account Code	Position Number	Name or Account Description	Months	2025 Adopted	
				Budget FTE	Amount
<b>USS SALARIES</b>					
<b>1000 USS Salaries-Permanent</b>					
993030		Custodian, Special Events & Projects Hutchison, Shaila	12	1.00	31,907
993751		Custodian Specialist Martinez, Maria	12	1.00	31,907
994045		Custodian, Special Events and Projects Gomez, Lucia	12	1.00	31,907
994765		Custodian Specialist Garay Arellano, Paola	12	1.00	27,331
995015		Custodial Supervisor, Special Events and Projects Antuna, Mario	12	1.00	42,474
995016		Custodian Specialist Cahill, Thomas	12	1.00	27,747
995017		Custodian Specialist Fritts, Kelly	12	1.00	27,352
995018		Custodial Lead, Special Events & Projects VanSickle, Daniel	12	1.00	37,066
995060		Custodial Lead Martinez, Jesus	12	1.00	34,299
998778		Custodian Specialist Lansdowne, Patrick	12	1.00	27,352
998886		Custodian Specialist Nadeau, Brigitte	12	1.00	27,706
998923		Custodian Specialist Swift, Dariane	12	1.00	26,790
998924		Custodial Supervisor Martinez, Luz	12	1.00	37,690
999317		Custodian Nicholas, Daniel	12	1.00	27,331
999352		Custodial Supervisor Childs, Catherine	12	1.00	42,869
999366		Custodian Specialist Carter, Zackery	12	1.00	27,331
999371		Custodian Specialist Senior Nguyen, Liem	12	1.00	35,880
999398		Custodian Specialist Senior Do, Nhung	12	1.00	31,470
999400		Custodian, Special Events & Projects Vacant		1.00	30,160
999401		Custodian Specialist Chavez Ibarra, Martha	12	1.00	27,331
999403		Custodian			

**W.S.U ANNUAL BUDGET**  
**108341 - Custodial Maintenance**  
**For Fiscal Year 2025**

Account Code	Position Number	Name or Account Description	Months	2025 Adopted	
				Budget FTE	Amount
		Green, Divine	12	1.00	27,706
	999405	Custodian Specialist Trucks, George	12	1.00	36,837
	999406	Custodian Specialist Senior Becerra De Salas, Sonia	12	1.00	28,122
	999408	Custodial Supervisor Winzerling, Alvin	12	1.00	41,891
	999411	Custodian Specialist Antuna Cisneros, Adriana	12	1.00	26,645
	999462	Custodian Specialist Senior Zamora, Jorge	12	1.00	28,912
	999463	Custodian Specialist Heer, Zachary	12	1.00	27,331
	999465	Maintenance Technician Espinoza, Roberto	12	1.00	39,645
	999467	Custodian Specialist McDowell, Derrick	12	1.00	27,706
	999468	Custodial Supervisor Manley, Seth	12	1.00	34,029
	999470	Custodian Specialist Senior Robison, James	12	1.00	28,392
	999486	Custodian Jackson, Derrick	12	1.00	26,645
	999501	Custodial Lead Berger, Lane <i>\$5,621 of this position is funded from restricted use sources.</i>	12	1.00	33,072
	999503	Custodian Specialist LaFever, John	12	1.00	27,706
	999505	Custodial Lead Holt, Joshua	12	1.00	34,299
	999515	Maintenance Technician Mueller, Logan	12	1.00	39,645
	999516	Custodian Specialist Senior Scott, Dwayne	12	1.00	28,517
	999522	Custodian Specialist Hall, Dallas	12	1.00	26,790
	999526	Maintenance Technician Taylor, Eugene	12	1.00	39,645
	999529	Custodian Specialist Senior Powell, Mekeyba	12	1.00	28,371
	999538	Custodial Supervisor Bell, Michael	12	1.00	37,690



**W.S.U ANNUAL BUDGET**  
**108341 - Custodial Maintenance**  
**For Fiscal Year 2025**

Account Code	Position Number	Name or Account Description	Months	2025 Adopted	
				Budget FTE	Amount
	999542	Custodian Specialist Senior Duong, Muoi	12	1.00	35,651
	999545	Custodian Specialist Senior Thomas, David	12	1.00	36,837
	999548	Custodian Specialist Richard, Lydia	12	1.00	31,907
	999560	Custodian Woods, Antonio	12	1.00	27,331
	999595	Custodian Specialist Wittman, Heath	12	1.00	27,706
	999598	Custodian Specialist Senior Neal, Joan	12	1.00	29,245
	999600	Custodian Specialist Avila Palacios, Maria	12	1.00	29,952
	999629	Custodian Espinoza, Brandi	12	1.00	27,165
	999631	Custodian Specialist Senior Yero Santos, Caridad	12	1.00	29,536
	999647	Custodian Specialist Senior Greenwood, Glen	12	1.00	28,870
	999664	Custodian Specialist Cordero-Flores, Blanca	12	1.00	27,706
	999745	Custodian Specialist Lopez De Gomez, Leticia	12	1.00	33,634
	999753	Custodial Supervisor Farmer, Misty	12	1.00	33,987
	999759	Custodian Morales, Tiffany	12	1.00	27,435
	999760	Custodial Supervisor Ricker, Steven	12	1.00	33,904
	999761	Manager Custodial Zone Bedolla, Erendira	12	1.00	48,381
	999762	Custodian Specialist Chora Martinez, Maricela	12	1.00	29,931
	999768	Custodian, Special Events & Projects Gonzalez De La Serna, Sandra	12	1.00	31,907
	999772	Custodial Supervisor Howland, Crystal	12	1.00	34,029
	999773	Custodian Silva, Leonel	12	1.00	26,374
	999786	Custodian Specialist Martin, Stephanie	12	1.00	27,352

**W.S.U ANNUAL BUDGET**  
**108341 - Custodial Maintenance**  
**For Fiscal Year 2025**

Account Code	Position Number	Name or Account Description	Months	2025 Adopted	
				Budget FTE	Amount
	999861	Custodian Specialist Landes, Aaron	12	1.00	27,352
	999936	Custodian Specialist Villarreal, Manuela	12	1.00	28,579
1030	USS Salaries-Standby			-	9,500
1020	USS Salaries-OT			-	7,500
<b>Total USS Salaries</b>				<b>64.00</b>	<b>2,035,266</b>
<b>Total USS Salaries by Fund</b>					
A0003	GU State General Fund			63.83	2,029,645
D10271	RU Custodial Maintenance			0.17	5,621
<b>Total USS Salaries by Fund</b>				<b>64.00</b>	<b>2,035,266</b>

**UNCLASSIFIED SALARIES**

<b>1100 Unclassified Salaries-Permanent (Including 1105 - Stipend)</b>					
	992943	Manager Custodial Zone McCoy, Carolyn	12	1.00	45,240
	997404	Manager Custodial, Special Events & Projects Ludlow, Daniel	12	1.00	57,574
	998848	Custodial Supervisor Johnson, Angela	12	1.00	35,069
	999379	Maintenance Supervisor Patton, Lee	12	1.00	52,936
	999562	Manager Custodial Zone Young, Deyanira	12	1.00	47,528
	999586	Manager Custodial Zone Blevens, Polar	12	1.00	51,022
1110	Uncl-Salaries-Seasonal and Temp				13,187
1160	Unclass Sal-OT/Comp/AHR				4,000
<b>Total Unclassified Salaries</b>				<b>6.00</b>	<b>306,557</b>
<b>Total Unclassified Salaries by Fund</b>					
A0003	GU State General Fund			6.00	293,370
D10271	RU Custodial Maintenance			-	13,187
<b>Total Unclassified Salaries by Fund</b>				<b>6.00</b>	<b>306,557</b>

**STUDENT ASSISTANTS AND BENEFITS**

1200	Student Salaries-Regular				-
1690	Shrinkage				(77,838)
1760	State Leave Pymt Assessment				16,892
1810	KPERS Retirement				253,505
1830	Regents Retirement				4,380
1850	TIAA Disability				23,325
1911	Medicare				32,924
1912	OASDI				140,665
1750	Dependent Health Insurance				56,875
1752	Healthy Kids Health Insurance				863
1950	Single Group Health Insurance				554,600
1970	Workers Compensation				6,428
1980	Unemployment Compensation				1,399
<b>Total Students and Fringe Benefits</b>					<b>1,014,018</b>
<b>Total Students and Fringe Benefits by Fund</b>					
A0003	GU State General Fund				1,011,676

**W.S.U ANNUAL BUDGET**  
**108341 - Custodial Maintenance**  
**For Fiscal Year 2025**

Account Code	Position Number	Name or Account Description	Months	2025 Adopted	
				Budget FTE	Amount
	D10271	RU Custodial Maintenance			2,341
		<b>Total Students and Fringe Benefits</b>			<b>1,014,018</b>
		<b>Total Salaries and Fringe Benefits</b>		<b>70.00</b>	<b>3,355,840</b>
<b>Total Salaries and Fringe Benefits by Fund</b>					
	A0003	GU State General Fund		69.83	3,334,691
	D10271	RU Custodial Maintenance		0.17	21,149
		<b>Total Salaries and Fringe Benefits</b>		<b>70.00</b>	<b>3,355,840</b>
<b>OTHER OPERATING EXPENDITURES (OOE)</b>					
	7C	Contractual Services			235,500
	7F	Commodities			433,351
		<b>Total OOE</b>			<b>668,851</b>
<b>Total OOE by Fund</b>					
	A2000	GU General Fees Fund			350,000
	D10271	RU Custodial Maintenance			318,851
		<b>Total OOE by Fund</b>			<b>668,851</b>
		<b>Total FTE and Expenditures</b>		<b>70.00</b>	<b>4,024,691</b>
<b>Total FTE and Expenditures by Fund</b>					
	A0003	GU State General Fund		69.83	3,334,691
	A2000	GU General Fees Fund		-	350,000
	D10271	RU Custodial Maintenance		0.17	340,000
		<b>Total FTE and Expenditures by Fund</b>		<b>70.00</b>	<b>4,024,691</b>

**W.S.U ANNUAL BUDGET**  
**970001 - KS Deferred Maintenance Org**  
**For Fiscal Year 2025**

Account Code	Position Number	Name or Account Description	Months	2025 Adopted	
				Budget FTE	Amount
<b>USS SALARIES</b>					
<b>1000 USS Salaries-Permanent</b>					
<b>Total USS Salaries</b>				-	-
<b>Total USS Salaries by Fund</b>					
<b>Total USS Salaries by Fund</b>				-	-
<b>UNCLASSIFIED SALARIES</b>					
<b>1100 Unclassified Salaries-Permanent (Including 1105 - Stipend)</b>					
<b>Total Unclassified Salaries</b>				-	-
<b>Total Unclassified Salaries by Fund</b>					
<b>Total Unclassified Salaries by Fund</b>				-	-
<b>STUDENT ASSISTANTS AND BENEFITS</b>					
<b>Total Students and Fringe Benefits</b>				-	-
<b>Total Students and Fringe Benefits by Fund</b>					
<b>Total Students and Fringe Benefits</b>				-	-
<b>Total Salaries and Fringe Benefits</b>				-	-
<b>Total Salaries and Fringe Benefits by Fund</b>					
<b>Total Salaries and Fringe Benefits</b>				-	-
<b>OTHER OPERATING EXPENDITURES (OOE)</b>					
7H Capital Outlay				-	3,903,759
<b>Total OOE</b>				-	<b>3,903,759</b>
<b>Total OOE by Fund</b>					
K12489		KS Deferred Maint Support Fund		-	2,440,000
K12900		KBOR Capital Renewal		-	1,463,759
<b>Total OOE by Fund</b>				-	<b>3,903,759</b>
<b>Total FTE and Expenditures</b>				-	<b>3,903,759</b>
<b>Total FTE and Expenditures by Fund</b>					
K12489		KS Deferred Maint Support Fund		-	2,440,000
K12900		KBOR Capital Renewal		-	1,463,759
<b>Total FTE and Expenditures by Fund</b>				-	<b>3,903,759</b>

**W.S.U ANNUAL BUDGET  
108342 - Carpentry/Paint Shop  
For Fiscal Year 2025**

Account Code	Position Number	Name or Account Description	Months	2025 Adopted	
				Budget FTE	Amount
<b>USS SALARIES</b>					
<b>1000 USS Salaries-Permanent</b>					
1030		USS Salaries-Standby		-	-
1020		USS Salaries-OT		-	-
<b>Total USS Salaries</b>				<b>-</b>	<b>-</b>
<b>Total USS Salaries by Fund</b>					
A0003		GU State General Fund		-	-
<b>Total USS Salaries by Fund</b>				<b>-</b>	<b>-</b>
<b>UNCLASSIFIED SALARIES</b>					
<b>1100 Unclassified Salaries-Permanent (Including 1105 - Stipend)</b>					
998694		Manager Building Trades Estill-Matos, Daraleen	12	0.50	36,591
1160		Unclass Sal-OT/Comp/AHR			-
<b>Total Unclassified Salaries</b>				<b>0.50</b>	<b>36,591</b>
<b>Total Unclassified Salaries by Fund</b>					
A0003		GU State General Fund		0.50	36,591
<b>Total Unclassified Salaries by Fund</b>				<b>0.50</b>	<b>36,591</b>
<b>STUDENT ASSISTANTS AND BENEFITS</b>					
1690		Shrinkage			(1,141)
1760		State Leave Pymt Assessment			264
1810		KPERS Retirement			-
1830		Regents Retirement			3,111
1850		TIAA Disability			366
1911		Medicare			509
1912		OASDI			2,176
1750		Dependent Health Insurance			2,188
1950		Single Group Health Insurance			4,700
1970		Workers Compensation			101
1980		Unemployment Compensation			22
<b>Total Students and Fringe Benefits</b>					<b>12,296</b>
<b>Total Students and Fringe Benefits by Fund</b>					
A0003		GU State General Fund			12,296
<b>Total Students and Fringe Benefits</b>					<b>12,296</b>
<b>Total Salaries and Fringe Benefits</b>				<b>0.50</b>	<b>48,886</b>
<b>Total Salaries and Fringe Benefits by Fund</b>					
A0003		GU State General Fund		0.50	48,886
<b>Total Salaries and Fringe Benefits</b>				<b>0.50</b>	<b>48,886</b>
<b>OTHER OPERATING EXPENDITURES (OOE)</b>					
7C		Contractual Services			-
7F		Commodities			-
7H		Capital Outlay			-
<b>Total OOE</b>					<b>-</b>
<b>Total OOE by Fund</b>					
A2000		GU General Fees Fund			-
D11785		RU Carpentry/Paint Shop			-
<b>Total OOE by Fund</b>					<b>-</b>
<b>Total FTE and Expenditures</b>				<b>0.50</b>	<b>48,886</b>
<b>Total FTE and Expenditures by Fund</b>					
A0003		GU State General Fund		0.50	48,886
A2000		GU General Fees Fund		-	-

**W.S.U ANNUAL BUDGET**  
**108342 - Carpentry/Paint Shop**  
**For Fiscal Year 2025**

Account Code	Position Number	Name or Account Description	Months	2025 Adopted	
				Budget FTE	Amount
	D11785	RU Carpentry/Paint Shop		-	-
<b>Total FTE and Expenditures by Fund</b>				<b>0.50</b>	<b>48,886</b>

**W.S.U ANNUAL BUDGET  
108345 - Athletic Maintenance  
For Fiscal Year 2025**

Account Code	Position Number	Name or Account Description	Months	2025 Adopted	
				Budget FTE	Amount
<b>USS SALARIES</b>					
<b>1000 USS Salaries-Permanent</b>					
<b>Total USS Salaries</b>				-	-
<b>Total USS Salaries by Fund</b>					
<b>Total USS Salaries by Fund</b>				-	-
<b>UNCLASSIFIED SALARIES</b>					
<b>1100 Unclassified Salaries-Permanent (Including 1105 - Stipend)</b>					
<b>Total Unclassified Salaries</b>				-	-
<b>Total Unclassified Salaries by Fund</b>					
<b>Total Unclassified Salaries by Fund</b>				-	-
<b>STUDENT ASSISTANTS AND BENEFITS</b>					
<b>Total Students and Fringe Benefits</b>				-	-
<b>Total Students and Fringe Benefits by Fund</b>					
<b>Total Students and Fringe Benefits</b>				-	-
<b>Total Salaries and Fringe Benefits</b>				-	-
<b>Total Salaries and Fringe Benefits by Fund</b>					
<b>Total Salaries and Fringe Benefits</b>				-	-
<b>OTHER OPERATING EXPENDITURES (OOE)</b>					
7C		Contractual Services			65,000
7F		Commodities			55,000
7H		Capital Outlay			35,000
<b>Total OOE</b>				<b>155,000</b>	
<b>Total OOE by Fund</b>					
A2000		GU General Fees Fund			150,000
D11835		RU Athletic Maintenance			5,000
<b>Total OOE by Fund</b>				<b>155,000</b>	
<b>Total FTE and Expenditures</b>				-	<b>155,000</b>
<b>Total FTE and Expenditures by Fund</b>					
A2000		GU General Fees Fund		-	150,000
D11835		RU Athletic Maintenance		-	5,000
<b>Total FTE and Expenditures by Fund</b>				-	<b>155,000</b>

**W.S.U ANNUAL BUDGET**  
**108321 - Building Maintenance**  
**For Fiscal Year 2025**

Account Code	Position Number	Name or Account Description	Months	2025 Adopted	
				Budget FTE	Amount
<b>USS SALARIES</b>					
<b>1000 USS Salaries-Permanent</b>					
		Olberding, Richard	12	1.00	47,445
		Simmons, Lucas	12	1.00	41,995
		Browne, Alexandria	12	1.00	44,138
		Asbridge, Joseph	12	1.00	55,474
		Rose, William	12	1.00	51,688
		Tiemeyer, Thomas	12	1.00	44,138
		Thompson, Gary	12	1.00	47,445
		Unruh, Silas	12	1.00	41,995
1030		USS Salaries-Standby		-	26,000
1020		USS Salaries-OT		-	9,160
<b>Total USS Salaries</b>				<b>8.00</b>	<b>409,477</b>
<b>Total USS Salaries by Fund</b>					
A0003		GU State General Fund		8.00	409,477
<b>Total USS Salaries by Fund</b>				<b>8.00</b>	<b>409,477</b>
<b>UNCLASSIFIED SALARIES</b>					
<b>1100 Unclassified Salaries-Permanent (Including 1105 - Stipend)</b>					
		Purdue, Sherryl	12	1.00	54,350
<b>Total Unclassified Salaries</b>				<b>1.00</b>	<b>54,350</b>
<b>Total Unclassified Salaries by Fund</b>					
A0003		GU State General Fund		1.00	54,350
<b>Total Unclassified Salaries by Fund</b>				<b>1.00</b>	<b>54,350</b>
<b>STUDENT ASSISTANTS AND BENEFITS</b>					
1690		Shrinkage			(15,176)
1760		State Leave Pymt Assessment			3,345
1810		KPERS Retirement			48,178
1830		Regents Retirement			3,570
1850		TIAA Disability			4,642
1911		Medicare			6,422
1912		OASDI			27,454
1750		Dependent Health Insurance			21,875
1950		Single Group Health Insurance			84,600
1970		Workers Compensation			1,272
1980		Unemployment Compensation			272
<b>Total Students and Fringe Benefits</b>					<b>186,454</b>
<b>Total Students and Fringe Benefits by Fund</b>					
A0003		GU State General Fund			186,454
<b>Total Students and Fringe Benefits</b>					<b>186,454</b>
<b>Total Salaries and Fringe Benefits</b>				<b>9.00</b>	<b>650,281</b>
<b>Total Salaries and Fringe Benefits by Fund</b>					
A0003		GU State General Fund		9.00	650,281
<b>Total Salaries and Fringe Benefits</b>				<b>9.00</b>	<b>650,281</b>
<b>OTHER OPERATING EXPENDITURES (OOE)</b>					



**W.S.U ANNUAL BUDGET**  
**108321 - Building Maintenance**  
**For Fiscal Year 2025**

Account Code	Position Number	Name or Account Description	Months	2025 Adopted	
				Budget FTE	Amount
	7C	Contractual Services			331,600
	7F	Commodities			65,400
<b>Total OOE</b>					<b>397,000</b>
<b>Total OOE by Fund</b>					
	A2000	GU General Fees Fund			100,000
	D10269	RU Building Maintenance			22,000
	D11901	RU DRTH Facility O&M			275,000
<b>Total OOE by Fund</b>					<b>397,000</b>
<b>Total FTE and Expenditures</b>				<b>9.00</b>	<b>1,047,281</b>
<b>Total FTE and Expenditures by Fund</b>					
	A0003	GU State General Fund		9.00	650,281
	A2000	GU General Fees Fund		-	100,000
	D10269	RU Building Maintenance		-	22,000
	D11901	RU DRTH Facility O&M		-	275,000
<b>Total FTE and Expenditures by Fund</b>				<b>9.00</b>	<b>1,047,281</b>

**W.S.U ANNUAL BUDGET**  
**108311 - Central Energy Plant**  
**For Fiscal Year 2025**

Account Code	Position Number	Name or Account Description	Months	2025 Adopted	
				Budget FTE	Amount
<b>USS SALARIES</b>					
<b>1000 USS Salaries-Permanent</b>					
	999608	Energy Plant Specialist Carrick, Steven	12	1.00	44,138
	999610	Energy Plant Specialist Brown, Shane	12	1.00	44,138
	999611	Energy Plant Specialist Otieno, Nicholas	12	1.00	44,138
	999612	Energy Plant Specialist Tyler, Steven	12	1.00	44,138
	999613	Energy Plant Specialist Brozek, Darren	12	1.00	43,035
	999810	Energy Plant Specialist Herzig, Todd	12	1.00	44,138
1020	USS Salaries-OT			-	13,500
	<b>Total USS Salaries</b>			<b>6.00</b>	<b>277,223</b>
<b>Total USS Salaries by Fund</b>					
A0003	GU State General Fund			6.00	277,223
	<b>Total USS Salaries by Fund</b>			<b>6.00</b>	<b>277,223</b>
<b>UNCLASSIFIED SALARIES</b>					
<b>1100 Unclassified Salaries-Permanent (Including 1105 - Stipend)</b>					
	995486	Manager Energy Plant Olmstead, Alva	12	1.00	68,076
	996683	Energy Plant Supervisor McClary, George	12	1.00	58,947
1160	Unclass Sal-OT/Comp/AHR				3,000
	<b>Total Unclassified Salaries</b>			<b>2.00</b>	<b>130,023</b>
<b>Total Unclassified Salaries by Fund</b>					
A0003	GU State General Fund			2.00	130,023
	<b>Total Unclassified Salaries by Fund</b>			<b>2.00</b>	<b>130,023</b>
<b>STUDENT ASSISTANTS AND BENEFITS</b>					
	1690	Shrinkage			(13,202)
	1760	State Leave Pymt Assessment			2,935
	1810	KPERS Retirement			39,437
	1830	Regents Retirement			5,267
	1850	TIAA Disability			4,077
	1911	Medicare			5,740
	1912	OASDI			24,524
	1750	Dependent Health Insurance			13,125
	1950	Single Group Health Insurance			75,200
	1970	Workers Compensation			1,118
	1980	Unemployment Compensation			242
	<b>Total Students and Fringe Benefits</b>				<b>158,463</b>
<b>Total Students and Fringe Benefits by Fund</b>					
A0003	GU State General Fund				158,463
	<b>Total Students and Fringe Benefits</b>				<b>158,463</b>
<b>Total Salaries and Fringe Benefits</b>				<b>8.00</b>	<b>565,709</b>

**W.S.U ANNUAL BUDGET  
108311 - Central Energy Plant  
For Fiscal Year 2025**

Account Code	Position Number	Name or Account Description	Months	2025 Adopted	
				Budget FTE	Amount
<b>Total Salaries and Fringe Benefits by Fund</b>					
	A0003	GU State General Fund		8.00	565,709
<b>Total Salaries and Fringe Benefits</b>				<b>8.00</b>	<b>565,709</b>
<b>OTHER OPERATING EXPENDITURES (OOE)</b>					
	7C	Contractual Services			950
	7F	Commodities			56,050
<b>Total OOE</b>					<b>57,000</b>
<b>Total OOE by Fund</b>					
	A2000	GU General Fees Fund			55,000
	D10265	RU Central Energy Plant			2,000
<b>Total OOE by Fund</b>					<b>57,000</b>
<b>Total FTE and Expenditures</b>				<b>8.00</b>	<b>622,709</b>
<b>Total FTE and Expenditures by Fund</b>					
	A0003	GU State General Fund		8.00	565,709
	A2000	GU General Fees Fund		-	55,000
	D10265	RU Central Energy Plant		-	2,000
<b>Total FTE and Expenditures by Fund</b>				<b>8.00</b>	<b>622,709</b>

**W.S.U ANNUAL BUDGET**  
**108315 - Physical Plant Utilities**  
**For Fiscal Year 2025**

Account Code	Position Number	Name or Account Description	Months	2025 Adopted	
				Budget FTE	Amount
<b>USS SALARIES</b>					
<b>1000 USS Salaries-Permanent</b>					
<b>Total USS Salaries</b>				-	-
<b>Total USS Salaries by Fund</b>					
<b>Total USS Salaries by Fund</b>				-	-
<b>UNCLASSIFIED SALARIES</b>					
<b>1100 Unclassified Salaries-Permanent (Including 1105 - Stipend)</b>					
<b>Total Unclassified Salaries</b>				-	-
<b>Total Unclassified Salaries by Fund</b>					
<b>Total Unclassified Salaries by Fund</b>				-	-
<b>STUDENT ASSISTANTS AND BENEFITS</b>					
<b>Total Students and Fringe Benefits</b>				-	-
<b>Total Students and Fringe Benefits by Fund</b>					
<b>Total Students and Fringe Benefits</b>				-	-
<b>Total Salaries and Fringe Benefits</b>				-	-
<b>Total Salaries and Fringe Benefits by Fund</b>					
<b>Total Salaries and Fringe Benefits</b>				-	-
<b>OTHER OPERATING EXPENDITURES (OOE)</b>					
7C Contractual Services				8,357,500	
<b>Total OOE</b>				<b>8,357,500</b>	
<b>Total OOE by Fund</b>					
A2000		GU General Fees Fund		8,039,500	
D11350		RU Physical Plant Utilities		318,000	
<b>Total OOE by Fund</b>				<b>8,357,500</b>	
<b>Total FTE and Expenditures</b>				-	<b>8,357,500</b>
<b>Total FTE and Expenditures by Fund</b>					
A2000		GU General Fees Fund		-	8,039,500
D11350		RU Physical Plant Utilities		-	318,000
<b>Total FTE and Expenditures by Fund</b>				-	<b>8,357,500</b>

**W.S.U ANNUAL BUDGET**  
**108316 - Other Fuels**  
**For Fiscal Year 2025**

Account Code	Position Number	Name or Account Description	Months	2025 Adopted	
				Budget FTE	Amount
<b>USS SALARIES</b>					
<b>1000 USS Salaries-Permanent</b>					
<b>Total USS Salaries</b>				-	-
<b>Total USS Salaries by Fund</b>					
<b>Total USS Salaries by Fund</b>				-	-
<b>UNCLASSIFIED SALARIES</b>					
<b>1100 Unclassified Salaries-Permanent (Including 1105 - Stipend)</b>					
<b>Total Unclassified Salaries</b>				-	-
<b>Total Unclassified Salaries by Fund</b>					
<b>Total Unclassified Salaries by Fund</b>				-	-
<b>STUDENT ASSISTANTS AND BENEFITS</b>					
<b>Total Students and Fringe Benefits</b>				-	-
<b>Total Students and Fringe Benefits by Fund</b>					
<b>Total Students and Fringe Benefits</b>				-	-
<b>Total Salaries and Fringe Benefits</b>				-	-
<b>Total Salaries and Fringe Benefits by Fund</b>					
<b>Total Salaries and Fringe Benefits</b>				-	-
<b>OTHER OPERATING EXPENDITURES (OOE)</b>					
7F Commodities				20,232	
<b>Total OOE</b>				<b>20,232</b>	
<b>Total OOE by Fund</b>					
A2000		GU General Fees Fund		20,232	
<b>Total OOE by Fund</b>				<b>20,232</b>	
<b>Total FTE and Expenditures</b>				-	<b>20,232</b>
<b>Total FTE and Expenditures by Fund</b>					
A2000		GU General Fees Fund		-	20,232
<b>Total FTE and Expenditures by Fund</b>				-	<b>20,232</b>

**W.S.U ANNUAL BUDGET  
108318 - Utility Contingency  
For Fiscal Year 2025**

Account Code	Position Number	Name or Account Description	Months	2025 Adopted	
				Budget FTE	Amount
<b>USS SALARIES</b>					
<b>1000 USS Salaries-Permanent</b>					
<b>Total USS Salaries</b>				-	-
<b>Total USS Salaries by Fund</b>					
<b>Total USS Salaries by Fund</b>				-	-
<b>UNCLASSIFIED SALARIES</b>					
<b>1100 Unclassified Salaries-Permanent (Including 1105 - Stipend)</b>					
<b>Total Unclassified Salaries</b>				-	-
<b>Total Unclassified Salaries by Fund</b>					
<b>Total Unclassified Salaries by Fund</b>				-	-
<b>STUDENT ASSISTANTS AND BENEFITS</b>					
<b>Total Students and Fringe Benefits</b>				-	-
<b>Total Students and Fringe Benefits by Fund</b>					
<b>Total Students and Fringe Benefits</b>				-	-
<b>Total Salaries and Fringe Benefits</b>				-	-
<b>Total Salaries and Fringe Benefits by Fund</b>					
<b>Total Salaries and Fringe Benefits</b>				-	-
<b>OTHER OPERATING EXPENDITURES (OOE)</b>					
7C Contractual Services				291,000	
<b>Total OOE</b>				<b>291,000</b>	
<b>Total OOE by Fund</b>					
A2000		GU General Fees Fund		291,000	
<b>Total OOE by Fund</b>				<b>291,000</b>	
<b>Total FTE and Expenditures</b>				-	<b>291,000</b>
<b>Total FTE and Expenditures by Fund</b>					
A2000		GU General Fees Fund		-	291,000
<b>Total FTE and Expenditures by Fund</b>				-	<b>291,000</b>

**W.S.U ANNUAL BUDGET**  
**108382 - Gasoline**  
**For Fiscal Year 2025**

Account Code	Position Number	Name or Account Description	Months	2025 Adopted	
				Budget FTE	Amount
<b>USS SALARIES</b>					
<b>1000 USS Salaries-Permanent</b>					
<b>Total USS Salaries</b>				-	-
<b>Total USS Salaries by Fund</b>					
<b>Total USS Salaries by Fund</b>				-	-
<b>UNCLASSIFIED SALARIES</b>					
<b>1100 Unclassified Salaries-Permanent (Including 1105 - Stipend)</b>					
<b>Total Unclassified Salaries</b>				-	-
<b>Total Unclassified Salaries by Fund</b>					
<b>Total Unclassified Salaries by Fund</b>				-	-
<b>STUDENT ASSISTANTS AND BENEFITS</b>					
<b>Total Students and Fringe Benefits</b>				-	-
<b>Total Students and Fringe Benefits by Fund</b>					
<b>Total Students and Fringe Benefits</b>				-	-
<b>Total Salaries and Fringe Benefits</b>				-	-
<b>Total Salaries and Fringe Benefits by Fund</b>					
<b>Total Salaries and Fringe Benefits</b>				-	-
<b>OTHER OPERATING EXPENDITURES (OOE)</b>					
7F Commodities				100,000	
<b>Total OOE</b>				<b>100,000</b>	
<b>Total OOE by Fund</b>					
D10276	RU Gasoline			100,000	
<b>Total OOE by Fund</b>				<b>100,000</b>	
<b>Total FTE and Expenditures</b>				-	<b>100,000</b>
<b>Total FTE and Expenditures by Fund</b>					
D10276	RU Gasoline			-	100,000
<b>Total FTE and Expenditures by Fund</b>				-	<b>100,000</b>

**W.S.U ANNUAL BUDGET**  
**108385 - Refuse Service**  
**For Fiscal Year 2025**

Account Code	Position Number	Name or Account Description	Months	2025 Adopted	
				Budget FTE	Amount
<b>USS SALARIES</b>					
<b>1000 USS Salaries-Permanent</b>					
<b>Total USS Salaries</b>				-	-
<b>Total USS Salaries by Fund</b>					
<b>Total USS Salaries by Fund</b>				-	-
<b>UNCLASSIFIED SALARIES</b>					
<b>1100 Unclassified Salaries-Permanent (Including 1105 - Stipend)</b>					
<b>Total Unclassified Salaries</b>				-	-
<b>Total Unclassified Salaries by Fund</b>					
<b>Total Unclassified Salaries by Fund</b>				-	-
<b>STUDENT ASSISTANTS AND BENEFITS</b>					
<b>Total Students and Fringe Benefits</b>				-	-
<b>Total Students and Fringe Benefits by Fund</b>					
<b>Total Students and Fringe Benefits</b>				-	-
<b>Total Salaries and Fringe Benefits</b>				-	-
<b>Total Salaries and Fringe Benefits by Fund</b>					
<b>Total Salaries and Fringe Benefits</b>				-	-
<b>OTHER OPERATING EXPENDITURES (OOE)</b>					
7C Contractual Services				51,094	
<b>Total OOE</b>				<b>51,094</b>	
<b>Total OOE by Fund</b>					
A2000		GU General Fees Fund		43,594	
D10277		RU Refuse Service		7,500	
<b>Total OOE by Fund</b>				<b>51,094</b>	
<b>Total FTE and Expenditures</b>				-	<b>51,094</b>
<b>Total FTE and Expenditures by Fund</b>					
A2000		GU General Fees Fund		-	43,594
D10277		RU Refuse Service		-	7,500
<b>Total FTE and Expenditures by Fund</b>				-	<b>51,094</b>



**W.S.U ANNUAL BUDGET**  
**103038 - Hazardous Waste Disposal**  
**For Fiscal Year 2025**

Account Code	Position Number	Name or Account Description	Months	2025 Adopted	
				Budget FTE	Amount
<b>USS SALARIES</b>					
<b>1000 USS Salaries-Permanent</b>					
<b>Total USS Salaries</b>				-	-
<b>Total USS Salaries by Fund</b>					
<b>Total USS Salaries by Fund</b>				-	-
<b>UNCLASSIFIED SALARIES</b>					
<b>1100 Unclassified Salaries-Permanent (Including 1105 - Stipend)</b>					
<b>Total Unclassified Salaries</b>				-	-
<b>Total Unclassified Salaries by Fund</b>					
<b>Total Unclassified Salaries by Fund</b>				-	-
<b>STUDENT ASSISTANTS AND BENEFITS</b>					
<b>Total Students and Fringe Benefits</b>				-	-
<b>Total Students and Fringe Benefits by Fund</b>					
<b>Total Students and Fringe Benefits</b>				-	-
<b>Total Salaries and Fringe Benefits</b>				-	-
<b>Total Salaries and Fringe Benefits by Fund</b>					
<b>Total Salaries and Fringe Benefits</b>				-	-
<b>OTHER OPERATING EXPENDITURES (OOE)</b>					
7C Contractual Services				30,000	
7F Commodities				5,000	
<b>Total OOE</b>				<b>35,000</b>	
<b>Total OOE by Fund</b>					
A2000		GU General Fees Fund		35,000	
<b>Total OOE by Fund</b>				<b>35,000</b>	
<b>Total FTE and Expenditures</b>				-	<b>35,000</b>
<b>Total FTE and Expenditures by Fund</b>					
A2000		GU General Fees Fund		-	35,000
<b>Total FTE and Expenditures by Fund</b>				-	<b>35,000</b>

**W.S.U ANNUAL BUDGET**  
**108371 - WSU Police Department**  
**For Fiscal Year 2025**

Account Code	Position Number	Name or Account Description	Months	2025 Adopted	
				Budget FTE	Amount
<b>USS SALARIES</b>					
<b>1000 USS Salaries-Permanent</b>					
	991695	University Police Officer Brown, Jai'Schaun	12	1.00	49,254
	991696	University Police Officer Ely, Kristie	12	1.00	49,254
	994308	University Police Officer Tilley-Bedick, Tate	12	1.00	47,424
	994497	Emergency Communications Specialist Moorhouse, Paula	12	1.00	40,934
	995824	University Police Sergeant Vacant		1.00	49,254
	996092	University Police Officer Guilfoyle, Addisyn	12	1.00	47,445
	999396	University Police Sergeant Rueda, Efrain	12	1.00	53,893
	999415	University Police Officer Shaults, Lindsey	12	1.00	49,899
	999482	Manager Police Records and Communications Mattson, Richelle	12	1.00	50,752
	999499	University Police Sergeant Morales, Alba	12	1.00	55,994
	999531	University Police Officer Vacant		1.00	54,288
	999547	University Police Officer Wright, Pierre	12	1.00	53,602
	999589	University Police Officer Wiesner, Thomas	12	1.00	49,254
	999620	University Police Officer Pereyra, Alonso	12	1.00	47,424
	999621	University Police Officer Thomas, Benjamin	12	1.00	47,445
	999628	University Police Sergeant Yarberry, Steven	12	1.00	60,944
	999653	University Police Officer Chapman, Devonte	12	1.00	47,445
	999676	University Police Officer Smith, Joshua	12	1.00	53,602
	999677	University Police Officer Taylor, Braden	12	1.00	49,254
	999678	University Police Officer Vacant		1.00	51,813
	999679	University Police Officer			

**W.S.U ANNUAL BUDGET**  
**108371 - WSU Police Department**  
**For Fiscal Year 2025**

Account Code	Position Number	Name or Account Description	Months	2025 Adopted	
				Budget FTE	Amount
		Ponting, Tre	12	1.00	47,445
	999681	University Police Officer Day, Noah	12	1.00	49,254
	999682	University Police Officer Fulton, Hailey	12	1.00	49,254
	999683	University Police Detective Colvin, Michael	12	1.00	56,160
	999684	University Police Officer Hendrich, Zachary	12	1.00	49,254
	999686	University Police Officer Smith, Madison	12	1.00	50,440
	999687	University Police Sergeant Shafto, Michael	12	1.00	54,371
	999688	University Police Sergeant Blades, Matthew	12	1.00	57,845
	999690	University Police Sergeant Tener, Christopher	12	1.00	56,243
	999691	University Police Officer Swearingen, Savannah	12	1.00	47,445
	999692	University Police Sergeant Abbey, Andrew	12	1.00	58,198
	999702	University Police Officer Goetze, Angi	12	1.00	47,424
1030		USS Salaries-Standby		-	7,000
1020		USS Salaries-OT		-	144,411
		<b>Total USS Salaries</b>		<b>32.00</b>	<b>1,783,920</b>
<b>Total USS Salaries by Fund</b>					
A0003		GU State General Fund		32.00	1,783,920
		<b>Total USS Salaries by Fund</b>		<b>32.00</b>	<b>1,783,920</b>

**UNCLASSIFIED SALARIES**

**1100 Unclassified Salaries-Permanent (Including 1105 - Stipend)**

	991775	University Police Detective Vacant		1.00	49,254
	994498	Emergency Communications Specialist Ester, Kahlab	12	1.00	36,878
	995800	Administrative Specialist Steele, Megan	12	1.00	42,016
	997965	University Police Chief Schroeder, Guy	12	1.00	121,643
	998286	University Police Captain Herl, Corey	12	1.00	89,151
	998719	University Police Captain			

**W.S.U ANNUAL BUDGET**  
**108371 - WSU Police Department**  
**For Fiscal Year 2025**

Account Code	Position Number	Name or Account Description	Months	2025 Adopted	
				Budget FTE	Amount
		Garwood, Kyle	12	0.67	55,697
	999167	Emergency Communications Specialist Thatcher, Samantha	12	1.00	36,878
	999654	Emergency Communications Specialist Guinard, Holly	12	1.00	36,878
	999673	Emergency Communication Specialist Meyer, Jessica	12	1.00	34,653
	999680	Emergency Communications Specialist Hooper, Travis	12	1.00	35,880
	1110	Uncl-Salaries-Seasonal and Temp			30,000
	1160	Unclass Sal-OT/Comp/AHR			7,000
<b>Total Unclassified Salaries</b>				<b>9.67</b>	<b>575,929</b>
<b>Total Unclassified Salaries by Fund</b>					
	A0003	GU State General Fund		9.67	575,929
<b>Total Unclassified Salaries by Fund</b>				<b>9.67</b>	<b>575,929</b>
<b>STUDENT ASSISTANTS AND BENEFITS</b>					
	1690	Shrinkage			(76,239)
	1760	State Leave Pymt Assessment			17,011
	1810	KPERS Retirement			21,967
	1830	Regents Retirement			34,222
	1850	TIAA Disability			23,319
	1880	KS Police & Fire Retirement Sys			353,511
	1911	Medicare			33,266
	1912	OASDI			142,174
	1750	Dependent Health Insurance			70,000
	1752	Healthy Kids Health Insurance			863
	1950	Single Group Health Insurance			278,867
	1970	Workers Compensation			6,465
	1980	Unemployment Compensation			1,399
<b>Total Students and Fringe Benefits</b>					<b>906,825</b>
<b>Total Students and Fringe Benefits by Fund</b>					
	A0003	GU State General Fund			906,825
<b>Total Students and Fringe Benefits</b>					<b>906,825</b>
<b>Total Salaries and Fringe Benefits</b>				<b>41.67</b>	<b>3,266,674</b>
<b>Total Salaries and Fringe Benefits by Fund</b>					
	A0003	GU State General Fund		41.67	3,266,674
<b>Total Salaries and Fringe Benefits</b>				<b>41.67</b>	<b>3,266,674</b>
<b>OTHER OPERATING EXPENDITURES (OOE)</b>					
	7C	Contractual Services			248,577
	7F	Commodities			160,202
	7H	Capital Outlay			292,780
<b>Total OOE</b>					<b>701,559</b>
<b>Total OOE by Fund</b>					
	A2000	GU General Fees Fund			393,779
	D10262	RU WSU Police Dept			307,780
<b>Total OOE by Fund</b>					<b>701,559</b>
<b>Total FTE and Expenditures</b>				<b>41.67</b>	<b>3,968,233</b>
<b>Total FTE and Expenditures by Fund</b>					
	A0003	GU State General Fund		41.67	3,266,674
	A2000	GU General Fees Fund		-	393,779
	D10262	RU WSU Police Dept		-	307,780

**W.S.U ANNUAL BUDGET  
108371 - WSU Police Department  
For Fiscal Year 2025**

Account Code	Position Number	Name or Account Description	Months	2025 Adopted	
				Budget FTE	Amount
<b>Total FTE and Expenditures by Fund</b>				<b>41.67</b>	<b>3,968,233</b>

**W.S.U ANNUAL BUDGET**  
**108381 - Auto Service**  
**For Fiscal Year 2025**

Account Code	Position Number	Name or Account Description	Months	2025 Adopted	
				Budget FTE	Amount
<b>USS SALARIES</b>					
<b>1000 USS Salaries-Permanent</b>					
	993889	Auto Shop Assistant Lee, Zachary	12	1.00	39,936
	997220	Auto Shop, Specialist Trantham, Thomas	12	1.00	43,909
	999800	Auto Shop, Certified Kretzschmar, Kenneth	12	1.00	58,427
1020	USS Salaries-OT			-	500
<b>Total USS Salaries</b>				<b>3.00</b>	<b>142,772</b>
<b>Total USS Salaries by Fund</b>					
A0003	GU State General Fund			3.00	142,772
<b>Total USS Salaries by Fund</b>				<b>3.00</b>	<b>142,772</b>
<b>UNCLASSIFIED SALARIES</b>					
<b>1100 Unclassified Salaries-Permanent (Including 1105 - Stipend)</b>					
	999730	Manager Facilities Maintenance Operations Retz, Thomas	12	1.00	73,182
	999801	Auto Shop Supervisor Chacon, Christopher	12	1.00	61,110
1160	Unclass Sal-OT/Comp/AHR				700
<b>Total Unclassified Salaries</b>				<b>2.00</b>	<b>134,992</b>
<b>Total Unclassified Salaries by Fund</b>					
A0003	GU State General Fund			2.00	134,992
<b>Total Unclassified Salaries by Fund</b>				<b>2.00</b>	<b>134,992</b>
<b>STUDENT ASSISTANTS AND BENEFITS</b>					
1690	Shrinkage				(8,526)
1760	State Leave Pymt Assessment				2,002
1810	KPERs Retirement				31,644
1830	Regents Retirement				60
1850	TIAA Disability				2,781
1911	Medicare				4,001
1912	OASDI				17,096
1950	Single Group Health Insurance				37,600
1970	Workers Compensation				762
1980	Unemployment Compensation				168
<b>Total Students and Fringe Benefits</b>					<b>87,588</b>
<b>Total Students and Fringe Benefits by Fund</b>					
A0003	GU State General Fund				87,588
<b>Total Students and Fringe Benefits</b>					<b>87,588</b>
<b>Total Salaries and Fringe Benefits</b>				<b>5.00</b>	<b>365,352</b>
<b>Total Salaries and Fringe Benefits by Fund</b>					
A0003	GU State General Fund			5.00	365,352
<b>Total Salaries and Fringe Benefits</b>				<b>5.00</b>	<b>365,352</b>
<b>OTHER OPERATING EXPENDITURES (OOE)</b>					
7C	Contractual Services				54,750
7F	Commodities				105,250
<b>Total OOE</b>					<b>160,000</b>
<b>Total OOE by Fund</b>					

**W.S.U ANNUAL BUDGET**  
**108381 - Auto Service**  
**For Fiscal Year 2025**

Account Code	Position Number	Name or Account Description	Months	2025 Adopted	
				Budget FTE	Amount
	D10275	RU Auto Service			160,000
<b>Total OOE by Fund</b>					<b>160,000</b>
<b>Total FTE and Expenditures</b>				<b>5.00</b>	<b>525,352</b>
<b>Total FTE and Expenditures by Fund</b>					
A0003		GU State General Fund		5.00	365,352
D10275		RU Auto Service		-	160,000
<b>Total FTE and Expenditures by Fund</b>				<b>5.00</b>	<b>525,352</b>

**W.S.U ANNUAL BUDGET**  
**109602 - 213 Mead**  
**For Fiscal Year 2025**

Account Code	Position Number	Name or Account Description	Months	2025 Adopted	
				Budget FTE	Amount
<b>USS SALARIES</b>					
<b>1000 USS Salaries-Permanent</b>					
<b>Total USS Salaries</b>				-	-
<b>Total USS Salaries by Fund</b>					
<b>Total USS Salaries by Fund</b>				-	-
<b>UNCLASSIFIED SALARIES</b>					
<b>1100 Unclassified Salaries-Permanent (Including 1105 - Stipend)</b>					
<b>Total Unclassified Salaries</b>				-	-
<b>Total Unclassified Salaries by Fund</b>					
<b>Total Unclassified Salaries by Fund</b>				-	-
<b>STUDENT ASSISTANTS AND BENEFITS</b>					
<b>Total Students and Fringe Benefits</b>				-	-
<b>Total Students and Fringe Benefits by Fund</b>					
<b>Total Students and Fringe Benefits</b>				-	-
<b>Total Salaries and Fringe Benefits</b>				-	-
<b>Total Salaries and Fringe Benefits by Fund</b>					
<b>Total Salaries and Fringe Benefits</b>				-	-
<b>OTHER OPERATING EXPENDITURES (OOE)</b>					
7C Contractual Services				1,284,345	
<b>Total OOE</b>				<b>1,284,345</b>	
<b>Total OOE by Fund</b>					
A2000		GU General Fees Fund		1,140,000	
D11320		RU 213 Mead		144,345	
<b>Total OOE by Fund</b>				<b>1,284,345</b>	
<b>Total FTE and Expenditures</b>				-	<b>1,284,345</b>
<b>Total FTE and Expenditures by Fund</b>					
A2000		GU General Fees Fund		-	1,140,000
D11320		RU 213 Mead		-	144,345
<b>Total FTE and Expenditures by Fund</b>				-	<b>1,284,345</b>



**W.S.U ANNUAL BUDGET**  
**109603 - LETC Utilities & Maintenance**  
**For Fiscal Year 2025**

Account Code	Position Number	Name or Account Description	Months	2025 Adopted	
				Budget FTE	Amount
<b>USS SALARIES</b>					
<b>1000 USS Salaries-Permanent</b>					
<b>Total USS Salaries</b>				-	-
<b>Total USS Salaries by Fund</b>					
<b>Total USS Salaries by Fund</b>				-	-
<b>UNCLASSIFIED SALARIES</b>					
<b>1100 Unclassified Salaries-Permanent (Including 1105 - Stipend)</b>					
<b>Total Unclassified Salaries</b>				-	-
<b>Total Unclassified Salaries by Fund</b>					
<b>Total Unclassified Salaries by Fund</b>				-	-
<b>STUDENT ASSISTANTS AND BENEFITS</b>					
<b>Total Students and Fringe Benefits</b>				-	-
<b>Total Students and Fringe Benefits by Fund</b>					
<b>Total Students and Fringe Benefits</b>				-	-
<b>Total Salaries and Fringe Benefits</b>				-	-
<b>Total Salaries and Fringe Benefits by Fund</b>					
<b>Total Salaries and Fringe Benefits</b>				-	-
<b>OTHER OPERATING EXPENDITURES (OOE)</b>					
7C Contractual Services				35,000	
<b>Total OOE</b>				<b>35,000</b>	
<b>Total OOE by Fund</b>					
A2000		GU General Fees Fund		35,000	
<b>Total OOE by Fund</b>				<b>35,000</b>	
<b>Total FTE and Expenditures</b>				-	<b>35,000</b>
<b>Total FTE and Expenditures by Fund</b>					
A2000		GU General Fees Fund		-	35,000
<b>Total FTE and Expenditures by Fund</b>				-	<b>35,000</b>

**W.S.U ANNUAL BUDGET  
108386 - Campus Service  
For Fiscal Year 2025**

Account Code	Position Number	Name or Account Description	Months	2025 Adopted	
				Budget FTE	Amount
<b>USS SALARIES</b>					
<b>1000 USS Salaries-Permanent</b>					
	994737	Shipping, Receiving, and Events Installation Supervisor Ost, Darren	12	1.00	51,730
	999268	Shipping Receiving & Event Installation Technician Agee, Judston	12	1.00	37,086
	999541	Shipping Receiving & Event Installation Technician Moore, Larenz	12	1.00	37,814
	999784	Shipping Receiving and Event Installation Tech Scott, Kenneth	12	1.00	42,869
	999974	Inventory Control Specialist, Lead Hackett, John	12	1.00	43,930
1020	USS Salaries-OT			-	500
<b>Total USS Salaries</b>				<b>5.00</b>	<b>213,929</b>
<b>Total USS Salaries by Fund</b>					
A0003	GU State General Fund			5.00	213,929
<b>Total USS Salaries by Fund</b>				<b>5.00</b>	<b>213,929</b>
<b>UNCLASSIFIED SALARIES</b>					
<b>1100 Unclassified Salaries-Permanent (Including 1105 - Stipend)</b>					
<b>Total Unclassified Salaries</b>				-	-
<b>Total Unclassified Salaries by Fund</b>					
<b>Total Unclassified Salaries by Fund</b>				-	-
<b>STUDENT ASSISTANTS AND BENEFITS</b>					
1690	Shrinkage				(6,645)
1760	State Leave Pymt Assessment				1,544
1810	KPERs Retirement				24,434
1850	TIAA Disability				2,142
1911	Medicare				3,032
1912	OASDI				12,955
1750	Dependent Health Insurance				4,375
1950	Single Group Health Insurance				28,200
1970	Workers Compensation				588
1980	Unemployment Compensation				129
<b>Total Students and Fringe Benefits</b>					<b>70,754</b>
<b>Total Students and Fringe Benefits by Fund</b>					
A0003	GU State General Fund				70,754
<b>Total Students and Fringe Benefits</b>					<b>70,754</b>
<b>Total Salaries and Fringe Benefits</b>				<b>5.00</b>	<b>284,683</b>
<b>Total Salaries and Fringe Benefits by Fund</b>					
A0003	GU State General Fund			5.00	284,683
<b>Total Salaries and Fringe Benefits</b>				<b>5.00</b>	<b>284,683</b>
<b>OTHER OPERATING EXPENDITURES (OOE)</b>					
7C	Contractual Services				10,100
7F	Commodities				4,900
<b>Total OOE</b>					<b>15,000</b>

**W.S.U ANNUAL BUDGET  
108386 - Campus Service  
For Fiscal Year 2025**

Account Code	Position Number	Name or Account Description	Months	2025 Adopted	
				Budget FTE	Amount
<b>Total OOE by Fund</b>					
A2000		GU General Fees Fund			10,000
D10278		RU Campus Service			5,000
<b>Total OOE by Fund</b>					<b>15,000</b>
<b>Total FTE and Expenditures</b>				<b>5.00</b>	<b>299,683</b>
<b>Total FTE and Expenditures by Fund</b>					
A0003		GU State General Fund		5.00	284,683
A2000		GU General Fees Fund		-	10,000
D10278		RU Campus Service		-	5,000
<b>Total FTE and Expenditures by Fund</b>				<b>5.00</b>	<b>299,683</b>

**W.S.U ANNUAL BUDGET**  
**109601 - Facility Rental**  
**For Fiscal Year 2025**

Account Code	Position Number	Name or Account Description	Months	2025 Adopted	
				Budget FTE	Amount
<b>USS SALARIES</b>					
<b>1000 USS Salaries-Permanent</b>					
<b>Total USS Salaries</b>				-	-
<b>Total USS Salaries by Fund</b>					
<b>Total USS Salaries by Fund</b>				-	-
<b>UNCLASSIFIED SALARIES</b>					
<b>1100 Unclassified Salaries-Permanent (Including 1105 - Stipend)</b>					
<b>Total Unclassified Salaries</b>				-	-
<b>Total Unclassified Salaries by Fund</b>					
<b>Total Unclassified Salaries by Fund</b>				-	-
<b>STUDENT ASSISTANTS AND BENEFITS</b>					
<b>Total Students and Fringe Benefits</b>				-	-
<b>Total Students and Fringe Benefits by Fund</b>					
<b>Total Students and Fringe Benefits</b>				-	-
<b>Total Salaries and Fringe Benefits</b>				-	-
<b>Total Salaries and Fringe Benefits by Fund</b>					
<b>Total Salaries and Fringe Benefits</b>				-	-
<b>OTHER OPERATING EXPENDITURES (OOE)</b>					
7C Contractual Services				791,771	
<b>Total OOE</b>				<b>791,771</b>	
<b>Total OOE by Fund</b>					
A2000		GU General Fees Fund		791,771	
<b>Total OOE by Fund</b>				<b>791,771</b>	
<b>Total FTE and Expenditures</b>				-	<b>791,771</b>
<b>Total FTE and Expenditures by Fund</b>					
A2000		GU General Fees Fund		-	791,771
<b>Total FTE and Expenditures by Fund</b>				-	<b>791,771</b>

**W.S.U ANNUAL BUDGET**  
**102445 - Health Sciences Complex**  
**For Fiscal Year 2025**

Account Code	Position Number	Name or Account Description	Months	2025 Adopted	
				Budget FTE	Amount
<b>USS SALARIES</b>					
<b>1000 USS Salaries-Permanent</b>					
<b>Total USS Salaries</b>				-	-
<b>Total USS Salaries by Fund</b>					
<b>Total USS Salaries by Fund</b>				-	-
<b>UNCLASSIFIED SALARIES</b>					
<b>1100 Unclassified Salaries-Permanent (Including 1105 - Stipend)</b>					
	994010	Director Special Projects, Facilities Planning Christie, Stacy	12	1.00	126,250
<b>Total Unclassified Salaries</b>				<b>1.00</b>	<b>126,250</b>
<b>Total Unclassified Salaries by Fund</b>					
	A2509	GU SGF Health Science Center WBC		1.00	126,250
<b>Total Unclassified Salaries by Fund</b>				<b>1.00</b>	<b>126,250</b>
<b>STUDENT ASSISTANTS AND BENEFITS</b>					
	1760	State Leave Pymt Assessment			909
	1830	Regents Retirement			10,732
	1850	TIAA Disability			1,263
	1911	Medicare			1,831
	1912	OASDI			7,828
	1970	Workers Compensation			345
	1980	Unemployment Compensation			76
<b>Total Students and Fringe Benefits</b>					<b>22,984</b>
<b>Total Students and Fringe Benefits by Fund</b>					
	A2509	GU SGF Health Science Center WBC			22,984
<b>Total Students and Fringe Benefits</b>					<b>22,984</b>
<b>Total Salaries and Fringe Benefits</b>				<b>1.00</b>	<b>149,234</b>
<b>Total Salaries and Fringe Benefits by Fund</b>					
	A2509	GU SGF Health Science Center WBC		1.00	149,234
<b>Total Salaries and Fringe Benefits</b>				<b>1.00</b>	<b>149,234</b>
<b>OTHER OPERATING EXPENDITURES (OOE)</b>					
	7H	Capital Outlay			20,373,750
<b>Total OOE</b>					<b>20,373,750</b>
<b>Total OOE by Fund</b>					
	A0003	GU State General Fund			20,373,750
<b>Total OOE by Fund</b>					<b>20,373,750</b>
<b>Total FTE and Expenditures</b>				<b>1.00</b>	<b>20,522,984</b>
<b>Total FTE and Expenditures by Fund</b>					
	A0003	GU State General Fund		-	20,373,750
	A2509	GU SGF Health Science Center WBC		1.00	149,234
<b>Total FTE and Expenditures by Fund</b>				<b>1.00</b>	<b>20,522,984</b>

**Wichita State University**  
**Fiscal Year 2025 Annual Operating Budget**  
**Physical Plant Operations Program**  
**Program Code 96000**

**Physical Plant Operations Program Budget Summary**

<u>Expenditures</u>	General Use Funds				Restricted Use Funds	Total Budget	% of Total Budget
	State General Fund	General Fees (Tuition) Fund	Total	% of General Use Budget			
<b>Salaries and Fringe Benefits</b>							
University Support Staff Salaries	\$ 6,959,921	\$ -	\$ 6,959,921	26.4%	\$ 5,621	\$ 6,965,542	24.3%
Unclassified Salaries	3,137,180	400,433	3,537,613	13.4%	49,965	3,587,578	12.5%
Student Salaries	-	-	-	0.0%	-	-	0.0%
Fringe Benefits	4,040,720	113,753	4,154,473	15.7%	9,047	4,163,520	14.5%
Shrinkage	(322,433)	(11,725)	(334,158)	-1.3%	-	(334,158)	-1.2%
<b>Subtotal Salaries and Fringe Benefits</b>	<u>\$ 13,815,388</u>	<u>\$ 502,461</u>	<u>\$ 14,317,849</u>	<u>54.3%</u>	<u>\$ 64,633</u>	<u>\$ 14,382,482</u>	<u>50.2%</u>
<b>Other Operating Expenditures</b>	<u>\$ -</u>	<u>\$ 12,064,839</u>	<u>\$ 12,064,839</u>	<u>45.7%</u>	<u>\$ 2,176,509</u>	<u>\$ 14,241,348</u>	<u>49.8%</u>
<b>Total Physical Plant Operations Program Budget</b>	<u>\$ 13,815,388</u>	<u>\$ 12,567,300</u>	<u>\$ 26,382,688</u>	<u>100.0%</u>	<u>\$ 2,241,142</u>	<u>\$ 28,623,830</u>	<u>100.0%</u>

Summary excludes nonreportable expenditures

**Wichita State University**  
**Fiscal Year 2025 Annual Operating Budget**  
**Scholarships and Fellowships Program**  
**Program Code 47000**

**Scholarships and Fellowships Program Definition**

The Scholarships and Fellowships Program includes financial assistance provided to undergraduate and graduate-level students as outright grants, trainee stipends and scholarships awarded by the University. The Scholarships and Fellowships Program is divided into two sub-programs: Scholarships (47810), Supplemental Opportunity Grants (47830), and Student Loans (47960).

**W.S.U ANNUAL BUDGET**  
**101932 - EOF - Non-Trad Student Scholarship**  
**For Fiscal Year 2025**

Account Code	Position Number	Name or Account Description	Months	2025 Adopted	
				Budget FTE	Amount
<b>USS SALARIES</b>					
<b>1000 USS Salaries-Permanent</b>					
<b>Total USS Salaries</b>				-	-
<b>Total USS Salaries by Fund</b>					
<b>Total USS Salaries by Fund</b>				-	-
<b>UNCLASSIFIED SALARIES</b>					
<b>1100 Unclassified Salaries-Permanent (Including 1105 - Stipend)</b>					
<b>Total Unclassified Salaries</b>				-	-
<b>Total Unclassified Salaries by Fund</b>					
<b>Total Unclassified Salaries by Fund</b>				-	-
<b>STUDENT ASSISTANTS AND BENEFITS</b>					
<b>Total Students and Fringe Benefits</b>				-	-
<b>Total Students and Fringe Benefits by Fund</b>					
<b>Total Students and Fringe Benefits</b>				-	-
<b>Total Salaries and Fringe Benefits</b>				-	-
<b>Total Salaries and Fringe Benefits by Fund</b>					
<b>Total Salaries and Fringe Benefits</b>				-	-
<b>OTHER OPERATING EXPENDITURES (OOE)</b>					
7L Grants Claims & Shared Revenue				30,000	
<b>Total OOE</b>				<b>30,000</b>	
<b>Total OOE by Fund</b>					
D10341	RU	EOF-Non-Trad Stu Scholarship		30,000	
<b>Total OOE by Fund</b>				<b>30,000</b>	
<b>Total FTE and Expenditures</b>				-	<b>30,000</b>
<b>Total FTE and Expenditures by Fund</b>					
D10341	RU	EOF-Non-Trad Stu Scholarship		-	30,000
<b>Total FTE and Expenditures by Fund</b>				-	<b>30,000</b>



**W.S.U ANNUAL BUDGET  
101935 - EOF - Student Grants  
For Fiscal Year 2025**

Account Code	Position Number	Name or Account Description	Months	2025 Adopted	
				Budget FTE	Amount
<b>USS SALARIES</b>					
<b>1000 USS Salaries-Permanent</b>					
<b>Total USS Salaries</b>				-	-
<b>Total USS Salaries by Fund</b>					
<b>Total USS Salaries by Fund</b>				-	-
<b>UNCLASSIFIED SALARIES</b>					
<b>1100 Unclassified Salaries-Permanent (Including 1105 - Stipend)</b>					
<b>Total Unclassified Salaries</b>				-	-
<b>Total Unclassified Salaries by Fund</b>					
<b>Total Unclassified Salaries by Fund</b>				-	-
<b>STUDENT ASSISTANTS AND BENEFITS</b>					
<b>Total Students and Fringe Benefits</b>				-	-
<b>Total Students and Fringe Benefits by Fund</b>					
<b>Total Students and Fringe Benefits</b>				-	-
<b>Total Salaries and Fringe Benefits</b>				-	-
<b>Total Salaries and Fringe Benefits by Fund</b>					
<b>Total Salaries and Fringe Benefits</b>				-	-
<b>OTHER OPERATING EXPENDITURES (OOE)</b>					
7L Grants Claims & Shared Revenue				70,000	
<b>Total OOE</b>				<b>70,000</b>	
<b>Total OOE by Fund</b>					
D10286 RU EOF-Student Grants				70,000	
<b>Total OOE by Fund</b>				<b>70,000</b>	
<b>Total FTE and Expenditures</b>				-	<b>70,000</b>
<b>Total FTE and Expenditures by Fund</b>					
D10286 RU EOF-Student Grants				-	70,000
<b>Total FTE and Expenditures by Fund</b>				-	<b>70,000</b>

**W.S.U ANNUAL BUDGET**  
**108108 - GTA Tuition Fellowships**  
**For Fiscal Year 2025**

Account Code	Position Number	Name or Account Description	Months	2025 Adopted	
				Budget FTE	Amount
<b>USS SALARIES</b>					
<b>1000 USS Salaries-Permanent</b>					
<b>Total USS Salaries</b>				-	-
<b>Total USS Salaries by Fund</b>					
<b>Total USS Salaries by Fund</b>				-	-
<b>UNCLASSIFIED SALARIES</b>					
<b>1100 Unclassified Salaries-Permanent (Including 1105 - Stipend)</b>					
<b>Total Unclassified Salaries</b>				-	-
<b>Total Unclassified Salaries by Fund</b>					
<b>Total Unclassified Salaries by Fund</b>				-	-
<b>STUDENT ASSISTANTS AND BENEFITS</b>					
<b>Total Students and Fringe Benefits</b>				-	-
<b>Total Students and Fringe Benefits by Fund</b>					
<b>Total Students and Fringe Benefits</b>				-	-
<b>Total Salaries and Fringe Benefits</b>				-	-
<b>Total Salaries and Fringe Benefits by Fund</b>					
<b>Total Salaries and Fringe Benefits</b>				-	-
<b>OTHER OPERATING EXPENDITURES (OOE)</b>					
7L Grants Claims & Shared Revenue				1,228,989	
<b>Total OOE</b>				<b>1,228,989</b>	
<b>Total OOE by Fund</b>					
A2000	GU General Fees Fund			1,228,989	
<b>Total OOE by Fund</b>				<b>1,228,989</b>	
<b>Total FTE and Expenditures</b>				-	<b>1,228,989</b>
<b>Total FTE and Expenditures by Fund</b>					
A2000	GU General Fees Fund			-	1,228,989
<b>Total FTE and Expenditures by Fund</b>				-	<b>1,228,989</b>

**W.S.U ANNUAL BUDGET**  
**108110 - Scholarships**  
**For Fiscal Year 2025**

Account Code	Position Number	Name or Account Description	Months	2025 Adopted	
				Budget FTE	Amount
<b>USS SALARIES</b>					
<b>1000 USS Salaries-Permanent</b>					
<b>Total USS Salaries</b>				-	-
<b>Total USS Salaries by Fund</b>					
<b>Total USS Salaries by Fund</b>				-	-
<b>UNCLASSIFIED SALARIES</b>					
<b>1100 Unclassified Salaries-Permanent (Including 1105 - Stipend)</b>					
<b>Total Unclassified Salaries</b>				-	-
<b>Total Unclassified Salaries by Fund</b>					
<b>Total Unclassified Salaries by Fund</b>				-	-
<b>STUDENT ASSISTANTS AND BENEFITS</b>					
<b>Total Students and Fringe Benefits</b>				-	-
<b>Total Students and Fringe Benefits by Fund</b>					
<b>Total Students and Fringe Benefits</b>				-	-
<b>Total Salaries and Fringe Benefits</b>				-	-
<b>Total Salaries and Fringe Benefits by Fund</b>					
<b>Total Salaries and Fringe Benefits</b>				-	-
<b>OTHER OPERATING EXPENDITURES (OOE)</b>					
7L Grants Claims & Shared Revenue				-	28,441,080
<b>Total OOE</b>				-	<b>28,441,080</b>
<b>Total OOE by Fund</b>					
A0003		GU State General Fund		-	4,733,657
A2000		GU General Fees Fund		-	10,047,423
R10619		Scholarships		-	13,660,000
<b>Total OOE by Fund</b>				-	<b>28,441,080</b>
<b>Total FTE and Expenditures</b>				-	<b>28,441,080</b>
<b>Total FTE and Expenditures by Fund</b>					
A0003		GU State General Fund		-	4,733,657
A2000		GU General Fees Fund		-	10,047,423
R10619		Scholarships		-	13,660,000
<b>Total FTE and Expenditures by Fund</b>				-	<b>28,441,080</b>

**W.S.U ANNUAL BUDGET**  
**108116 - Employee Dependent Scholarships**  
**For Fiscal Year 2025**

Account Code	Position Number	Name or Account Description	Months	2025 Adopted	
				Budget FTE	Amount
<b>USS SALARIES</b>					
<b>1000 USS Salaries-Permanent</b>					
<b>Total USS Salaries</b>				-	-
<b>Total USS Salaries by Fund</b>					
<b>Total USS Salaries by Fund</b>				-	-
<b>UNCLASSIFIED SALARIES</b>					
<b>1100 Unclassified Salaries-Permanent (Including 1105 - Stipend)</b>					
<b>Total Unclassified Salaries</b>				-	-
<b>Total Unclassified Salaries by Fund</b>					
<b>Total Unclassified Salaries by Fund</b>				-	-
<b>STUDENT ASSISTANTS AND BENEFITS</b>					
<b>Total Students and Fringe Benefits</b>				-	-
<b>Total Students and Fringe Benefits by Fund</b>					
<b>Total Students and Fringe Benefits</b>				-	-
<b>Total Salaries and Fringe Benefits</b>				-	-
<b>Total Salaries and Fringe Benefits by Fund</b>					
<b>Total Salaries and Fringe Benefits</b>				-	-
<b>OTHER OPERATING EXPENDITURES (OOE)</b>					
7L Grants Claims & Shared Revenue				450,000	
<b>Total OOE</b>				<b>450,000</b>	
<b>Total OOE by Fund</b>					
A2000	GU General Fees Fund			450,000	
<b>Total OOE by Fund</b>				<b>450,000</b>	
<b>Total FTE and Expenditures</b>				-	<b>450,000</b>
<b>Total FTE and Expenditures by Fund</b>					
A2000	GU General Fees Fund			-	450,000
<b>Total FTE and Expenditures by Fund</b>				-	<b>450,000</b>

**W.S.U ANNUAL BUDGET**  
**108124 - Pell Grants**  
**For Fiscal Year 2025**

Account Code	Position Number	Name or Account Description	Months	2025 Adopted	
				Budget FTE	Amount
<b>USS SALARIES</b>					
<b>1000 USS Salaries-Permanent</b>					
<b>Total USS Salaries</b>				-	-
<b>Total USS Salaries by Fund</b>					
<b>Total USS Salaries by Fund</b>				-	-
<b>UNCLASSIFIED SALARIES</b>					
<b>1100 Unclassified Salaries-Permanent (Including 1105 - Stipend)</b>					
<b>Total Unclassified Salaries</b>				-	-
<b>Total Unclassified Salaries by Fund</b>					
<b>Total Unclassified Salaries by Fund</b>				-	-
<b>STUDENT ASSISTANTS AND BENEFITS</b>					
<b>Total Students and Fringe Benefits</b>				-	-
<b>Total Students and Fringe Benefits by Fund</b>					
<b>Total Students and Fringe Benefits</b>				-	-
<b>Total Salaries and Fringe Benefits</b>				-	-
<b>Total Salaries and Fringe Benefits by Fund</b>					
<b>Total Salaries and Fringe Benefits</b>				-	-
<b>OTHER OPERATING EXPENDITURES (OOE)</b>					
7L Grants Claims & Shared Revenue				18,482,000	
<b>Total OOE</b>				<b>18,482,000</b>	
<b>Total OOE by Fund</b>					
R40061	PG	Pell Grants		18,400,000	
R40085	PG	Federal Teach Grant		82,000	
<b>Total OOE by Fund</b>				<b>18,482,000</b>	
<b>Total FTE and Expenditures</b>				-	<b>18,482,000</b>
<b>Total FTE and Expenditures by Fund</b>					
R40061	PG	Pell Grants		-	18,400,000
R40085	PG	Federal Teach Grant		-	82,000
<b>Total FTE and Expenditures by Fund</b>				-	<b>18,482,000</b>

**W.S.U ANNUAL BUDGET**  
**108102 - Scholarships - Academic Affairs**  
**For Fiscal Year 2025**

Account Code	Position Number	Name or Account Description	Months	2025 Adopted	
				Budget FTE	Amount
<b>USS SALARIES</b>					
<b>1000 USS Salaries-Permanent</b>					
<b>Total USS Salaries</b>				-	-
<b>Total USS Salaries by Fund</b>					
<b>Total USS Salaries by Fund</b>				-	-
<b>UNCLASSIFIED SALARIES</b>					
<b>1100 Unclassified Salaries-Permanent (Including 1105 - Stipend)</b>					
<b>Total Unclassified Salaries</b>				-	-
<b>Total Unclassified Salaries by Fund</b>					
<b>Total Unclassified Salaries by Fund</b>				-	-
<b>STUDENT ASSISTANTS AND BENEFITS</b>					
<b>Total Students and Fringe Benefits</b>				-	-
<b>Total Students and Fringe Benefits by Fund</b>					
<b>Total Students and Fringe Benefits</b>				-	-
<b>Total Salaries and Fringe Benefits</b>				-	-
<b>Total Salaries and Fringe Benefits by Fund</b>					
<b>Total Salaries and Fringe Benefits</b>				-	-
<b>OTHER OPERATING EXPENDITURES (OOE)</b>					
7L Grants Claims & Shared Revenue				5,000	
<b>Total OOE</b>				<b>5,000</b>	
<b>Total OOE by Fund</b>					
D10818 RU VPAA Scholarships				5,000	
<b>Total OOE by Fund</b>				<b>5,000</b>	
<b>Total FTE and Expenditures</b>				-	<b>5,000</b>
<b>Total FTE and Expenditures by Fund</b>					
D10818 RU VPAA Scholarships				-	5,000
<b>Total FTE and Expenditures by Fund</b>				-	<b>5,000</b>

**W.S.U ANNUAL BUDGET  
108103 - SEOG Grants  
For Fiscal Year 2025**

Account Code	Position Number	Name or Account Description	Months	2025 Adopted	
				Budget FTE	Amount
<b>USS SALARIES</b>					
<b>1000 USS Salaries-Permanent</b>					
<b>Total USS Salaries</b>				-	-
<b>Total USS Salaries by Fund</b>					
<b>Total USS Salaries by Fund</b>				-	-
<b>UNCLASSIFIED SALARIES</b>					
<b>1100 Unclassified Salaries-Permanent (Including 1105 - Stipend)</b>					
<b>Total Unclassified Salaries</b>				-	-
<b>Total Unclassified Salaries by Fund</b>					
<b>Total Unclassified Salaries by Fund</b>				-	-
<b>STUDENT ASSISTANTS AND BENEFITS</b>					
<b>Total Students and Fringe Benefits</b>				-	-
<b>Total Students and Fringe Benefits by Fund</b>					
<b>Total Students and Fringe Benefits</b>				-	-
<b>Total Salaries and Fringe Benefits</b>				-	-
<b>Total Salaries and Fringe Benefits by Fund</b>					
<b>Total Salaries and Fringe Benefits</b>				-	-
<b>OTHER OPERATING EXPENDITURES (OOE)</b>					
7L Grants Claims & Shared Revenue				794,259	
<b>Total OOE</b>				<b>794,259</b>	
<b>Total OOE by Fund</b>					
A2100		GU Federal Grants State Match		210,000	
R40051		SEOG-Federal Fund		584,259	
<b>Total OOE by Fund</b>				<b>794,259</b>	
<b>Total FTE and Expenditures</b>				-	<b>794,259</b>
<b>Total FTE and Expenditures by Fund</b>					
A2100		GU Federal Grants State Match		-	210,000
R40051		SEOG-Federal Fund		-	584,259
<b>Total FTE and Expenditures by Fund</b>				-	<b>794,259</b>

**W.S.U ANNUAL BUDGET  
108105 - Perkins Loan Fund  
For Fiscal Year 2025**

Account Code	Position Number	Name or Account Description	Months	2025 Adopted	
				Budget FTE	Amount
<b>USS SALARIES</b>					
<b>1000 USS Salaries-Permanent</b>					
<b>Total USS Salaries</b>				-	-
<b>Total USS Salaries by Fund</b>					
<b>Total USS Salaries by Fund</b>				-	-
<b>UNCLASSIFIED SALARIES</b>					
<b>1100 Unclassified Salaries-Permanent (Including 1105 - Stipend)</b>					
<b>Total Unclassified Salaries</b>				-	-
<b>Total Unclassified Salaries by Fund</b>					
<b>Total Unclassified Salaries by Fund</b>				-	-
<b>STUDENT ASSISTANTS AND BENEFITS</b>					
<b>Total Students and Fringe Benefits</b>				-	-
<b>Total Students and Fringe Benefits by Fund</b>					
<b>Total Students and Fringe Benefits</b>				-	-
<b>Total Salaries and Fringe Benefits</b>				-	-
<b>Total Salaries and Fringe Benefits by Fund</b>					
<b>Total Salaries and Fringe Benefits</b>				-	-
<b>OTHER OPERATING EXPENDITURES (OOE)</b>					
7C Contractual Services				140,000	
7V Miscellaneous Non Expense				1,350,000	
<b>Total OOE</b>				<b>1,490,000</b>	
<b>Total OOE by Fund</b>					
L40021		2006 Perkins Loan Fund		1,490,000	
<b>Total OOE by Fund</b>				<b>1,490,000</b>	
<b>Total FTE and Expenditures</b>				-	<b>1,490,000</b>
<b>Total FTE and Expenditures by Fund</b>					
L40021		2006 Perkins Loan Fund		-	1,490,000
<b>Total FTE and Expenditures by Fund</b>				-	<b>1,490,000</b>



**Wichita State University**  
**Fiscal Year 2025 Annual Operating Budget**  
**Scholarships and Fellowships Program**  
**Program Code 47000**

**Scholarships and Fellowships Program Budget Summary**

<u>Expenditures</u>	General Use Funds				Restricted Use Funds	Total Budget	% of Total Budget
	State General Fund	General Fees (Tuition) Fund	Total	% of General Use Budget			
<b>Salaries and Fringe Benefits</b>							
University Support Staff Salaries	\$ -	\$ -	\$ -	0.0%	\$ -	\$ -	0.0%
Unclassified Salaries	-	-	-	0.0%	-	-	0.0%
Student Salaries	-	-	-	0.0%	-	-	0.0%
Fringe Benefits	-	-	-	0.0%	-	-	0.0%
Shrinkage	-	-	-	0.0%	-	-	0.0%
<b>Subtotal Salaries and Fringe Benefits</b>	<u>\$ -</u>	<u>\$ -</u>	<u>\$ -</u>	<u>0.0%</u>	<u>\$ -</u>	<u>\$ -</u>	<u>0.0%</u>
<b>Other Operating Expenditures</b>	<u>\$ 4,733,657</u>	<u>\$ 11,936,412</u>	<u>\$ 16,670,069</u>	<u>100.0%</u>	<u>\$ 32,971,259</u>	<u>\$ 49,641,328</u>	<u>100.0%</u>
<b>Total Scholarships and Fellowships Program Budget</b>	<u><u>\$ 4,733,657</u></u>	<u><u>\$ 11,936,412</u></u>	<u><u>\$ 16,670,069</u></u>	<u><u>100.0%</u></u>	<u><u>\$ 32,971,259</u></u>	<u><u>\$ 49,641,328</u></u>	<u><u>100.0%</u></u>

Summary excludes nonreportable expenditures

**Wichita State University**  
**Fiscal Year 2025 Annual Operating Budget**  
**Debt Service – Academic Buildings Program**  
**Program Code 98000**

**Debt Service – Academic Buildings Program Definition**

The Debt Service – Academic Buildings Program includes expenditures for principal and interest payments for revenue bond issues.

**W.S.U ANNUAL BUDGET**  
**108390 - Woolsey Hall Debt Service**  
**For Fiscal Year 2025**

Account Code	Position Number	Name or Account Description	Months	2025 Adopted	
				Budget FTE	Amount
<b>USS SALARIES</b>					
<b>1000 USS Salaries-Permanent</b>					
<b>Total USS Salaries</b>				-	-
<b>Total USS Salaries by Fund</b>					
<b>Total USS Salaries by Fund</b>				-	-
<b>UNCLASSIFIED SALARIES</b>					
<b>1100 Unclassified Salaries-Permanent (Including 1105 - Stipend)</b>					
<b>Total Unclassified Salaries</b>				-	-
<b>Total Unclassified Salaries by Fund</b>					
<b>Total Unclassified Salaries by Fund</b>				-	-
<b>STUDENT ASSISTANTS AND BENEFITS</b>					
<b>Total Students and Fringe Benefits</b>				-	-
<b>Total Students and Fringe Benefits by Fund</b>					
<b>Total Students and Fringe Benefits</b>				-	-
<b>Total Salaries and Fringe Benefits</b>				-	-
<b>Total Salaries and Fringe Benefits by Fund</b>					
<b>Total Salaries and Fringe Benefits</b>				-	-
<b>OTHER OPERATING EXPENDITURES (OOE)</b>					
7J Debt Service				1,219,069	
<b>Total OOE</b>				<b>1,219,069</b>	
<b>Total OOE by Fund</b>					
D11795 RU 2020P Woolsey Hall Budgeted Trsf				1,219,069	
<b>Total OOE by Fund</b>				<b>1,219,069</b>	
<b>Total FTE and Expenditures</b>				-	<b>1,219,069</b>
<b>Total FTE and Expenditures by Fund</b>					
D11795 RU 2020P Woolsey Hall Budgeted Trsf				-	1,219,069
<b>Total FTE and Expenditures by Fund</b>				-	<b>1,219,069</b>

**W.S.U ANNUAL BUDGET**  
**108031 - K DFA Series 2020P**  
**For Fiscal Year 2025**

Account Code	Position Number	Name or Account Description	Months	2025 Adopted	
				Budget FTE	Amount
<b>USS SALARIES</b>					
<b>1000 USS Salaries-Permanent</b>					
<b>Total USS Salaries</b>				-	-
<b>Total USS Salaries by Fund</b>					
<b>Total USS Salaries by Fund</b>				-	-
<b>UNCLASSIFIED SALARIES</b>					
<b>1100 Unclassified Salaries-Permanent (Including 1105 - Stipend)</b>					
<b>Total Unclassified Salaries</b>				-	-
<b>Total Unclassified Salaries by Fund</b>					
<b>Total Unclassified Salaries by Fund</b>				-	-
<b>STUDENT ASSISTANTS AND BENEFITS</b>					
<b>Total Students and Fringe Benefits</b>				-	-
<b>Total Students and Fringe Benefits by Fund</b>					
<b>Total Students and Fringe Benefits</b>				-	-
<b>Total Salaries and Fringe Benefits</b>				-	-
<b>Total Salaries and Fringe Benefits by Fund</b>					
<b>Total Salaries and Fringe Benefits</b>				-	-
<b>OTHER OPERATING EXPENDITURES (OOE)</b>					
7J Debt Service				-	3,930,532
<b>Total OOE</b>				-	<b>3,930,532</b>
<b>Total OOE by Fund</b>					
P10927		Series 2020P Woolsey Hall P&I		-	1,219,069
P10928		Series 2020P Flats & Suites P&I		-	2,711,463
P10929		Series 2020P RSC REF P&I		-	-
<b>Total OOE by Fund</b>				-	<b>3,930,532</b>
<b>Total FTE and Expenditures</b>				-	<b>3,930,532</b>
<b>Total FTE and Expenditures by Fund</b>					
P10927		Series 2020P Woolsey Hall P&I		-	1,219,069
P10928		Series 2020P Flats & Suites P&I		-	2,711,463
P10929		Series 2020P RSC REF P&I		-	-
<b>Total FTE and Expenditures by Fund</b>				-	<b>3,930,532</b>

**W.S.U ANNUAL BUDGET**  
**108032 - K DFA Series 2021L**  
**For Fiscal Year 2025**

Account Code	Position Number	Name or Account Description	Months	2025 Adopted	
				Budget FTE	Amount
<b>USS SALARIES</b>					
<b>1000 USS Salaries-Permanent</b>					
<b>Total USS Salaries</b>				-	-
<b>Total USS Salaries by Fund</b>					
<b>Total USS Salaries by Fund</b>				-	-
<b>UNCLASSIFIED SALARIES</b>					
<b>1100 Unclassified Salaries-Permanent (Including 1105 - Stipend)</b>					
<b>Total Unclassified Salaries</b>				-	-
<b>Total Unclassified Salaries by Fund</b>					
<b>Total Unclassified Salaries by Fund</b>				-	-
<b>STUDENT ASSISTANTS AND BENEFITS</b>					
<b>Total Students and Fringe Benefits</b>				-	-
<b>Total Students and Fringe Benefits by Fund</b>					
<b>Total Students and Fringe Benefits</b>				-	-
<b>Total Salaries and Fringe Benefits</b>				-	-
<b>Total Salaries and Fringe Benefits by Fund</b>					
<b>Total Salaries and Fringe Benefits</b>				-	-
<b>OTHER OPERATING EXPENDITURES (OOE)</b>					
7J Debt Service				-	3,586,519
<b>Total OOE</b>				-	<b>3,586,519</b>
<b>Total OOE by Fund</b>					
P10933 NIRDT P&I				-	632,919
P10934 Shocker Hall Refunding P&I				-	2,953,600
<b>Total OOE by Fund</b>				-	<b>3,586,519</b>
<b>Total FTE and Expenditures</b>				-	<b>3,586,519</b>
<b>Total FTE and Expenditures by Fund</b>					
P10933 NIRDT P&I				-	632,919
P10934 Shocker Hall Refunding P&I				-	2,953,600
<b>Total FTE and Expenditures by Fund</b>				-	<b>3,586,519</b>

**W.S.U ANNUAL BUDGET**  
**108391 - Clinton Hall Debt Service**  
**For Fiscal Year 2025**

Account Code	Position Number	Name or Account Description	Months	2025 Adopted	
				Budget FTE	Amount
<b>USS SALARIES</b>					
<b>1000 USS Salaries-Permanent</b>					
<b>Total USS Salaries</b>				-	-
<b>Total USS Salaries by Fund</b>					
<b>Total USS Salaries by Fund</b>				-	-
<b>UNCLASSIFIED SALARIES</b>					
<b>1100 Unclassified Salaries-Permanent (Including 1105 - Stipend)</b>					
<b>Total Unclassified Salaries</b>				-	-
<b>Total Unclassified Salaries by Fund</b>					
<b>Total Unclassified Salaries by Fund</b>				-	-
<b>STUDENT ASSISTANTS AND BENEFITS</b>					
<b>Total Students and Fringe Benefits</b>				-	-
<b>Total Students and Fringe Benefits by Fund</b>					
<b>Total Students and Fringe Benefits</b>				-	-
<b>Total Salaries and Fringe Benefits</b>				-	-
<b>Total Salaries and Fringe Benefits by Fund</b>					
<b>Total Salaries and Fringe Benefits</b>				-	-
<b>OTHER OPERATING EXPENDITURES (OOE)</b>					
7J Debt Service				827,119	
<b>Total OOE</b>				<b>827,119</b>	
<b>Total OOE by Fund</b>					
A2000		GU General Fees Fund		510,988	
D11784		RU 2022G Clinton Hall Budgeted Trsf		316,131	
<b>Total OOE by Fund</b>				<b>827,119</b>	
<b>Total FTE and Expenditures</b>				-	<b>827,119</b>
<b>Total FTE and Expenditures by Fund</b>					
A2000		GU General Fees Fund		-	510,988
D11784		RU 2022G Clinton Hall Budgeted Trsf		-	316,131
<b>Total FTE and Expenditures by Fund</b>				-	<b>827,119</b>

**W.S.U ANNUAL BUDGET  
108392 - NIRDT Debt Service  
For Fiscal Year 2025**

Account Code	Position Number	Name or Account Description	Months	2025 Adopted	
				Budget FTE	Amount
<b>USS SALARIES</b>					
<b>1000 USS Salaries-Permanent</b>					
<b>Total USS Salaries</b>				-	-
<b>Total USS Salaries by Fund</b>					
<b>Total USS Salaries by Fund</b>				-	-
<b>UNCLASSIFIED SALARIES</b>					
<b>1100 Unclassified Salaries-Permanent (Including 1105 - Stipend)</b>					
<b>Total Unclassified Salaries</b>				-	-
<b>Total Unclassified Salaries by Fund</b>					
<b>Total Unclassified Salaries by Fund</b>				-	-
<b>STUDENT ASSISTANTS AND BENEFITS</b>					
<b>Total Students and Fringe Benefits</b>				-	-
<b>Total Students and Fringe Benefits by Fund</b>					
<b>Total Students and Fringe Benefits</b>				-	-
<b>Total Salaries and Fringe Benefits</b>				-	-
<b>Total Salaries and Fringe Benefits by Fund</b>					
<b>Total Salaries and Fringe Benefits</b>				-	-
<b>OTHER OPERATING EXPENDITURES (OOE)</b>					
7J Debt Service				-	632,919
<b>Total OOE</b>				-	<b>632,919</b>
<b>Total OOE by Fund</b>					
D11792 RU 2021L DRTH Budgeted Trsf				-	632,919
<b>Total OOE by Fund</b>				-	<b>632,919</b>
<b>Total FTE and Expenditures</b>				-	<b>632,919</b>
<b>Total FTE and Expenditures by Fund</b>					
D11792 RU 2021L DRTH Budgeted Trsf				-	632,919
<b>Total FTE and Expenditures by Fund</b>				-	<b>632,919</b>

**W.S.U ANNUAL BUDGET**  
**108393 - Clinton Hall Project (Series 2022G)**  
**For Fiscal Year 2025**

Account Code	Position Number	Name or Account Description	Months	2025 Adopted	
				Budget FTE	Amount
<b>USS SALARIES</b>					
<b>1000 USS Salaries-Permanent</b>					
<b>Total USS Salaries</b>				-	-
<b>Total USS Salaries by Fund</b>					
<b>Total USS Salaries by Fund</b>				-	-
<b>UNCLASSIFIED SALARIES</b>					
<b>1100 Unclassified Salaries-Permanent (Including 1105 - Stipend)</b>					
<b>Total Unclassified Salaries</b>				-	-
<b>Total Unclassified Salaries by Fund</b>					
<b>Total Unclassified Salaries by Fund</b>				-	-
<b>STUDENT ASSISTANTS AND BENEFITS</b>					
<b>Total Students and Fringe Benefits</b>				-	-
<b>Total Students and Fringe Benefits by Fund</b>					
<b>Total Students and Fringe Benefits</b>				-	-
<b>Total Salaries and Fringe Benefits</b>				-	-
<b>Total Salaries and Fringe Benefits by Fund</b>					
<b>Total Salaries and Fringe Benefits</b>				-	-
<b>OTHER OPERATING EXPENDITURES (OOE)</b>					
7J Debt Service				827,119	
<b>Total OOE</b>				<b>827,119</b>	
<b>Total OOE by Fund</b>					
P10940		Clinton Hall Renovation Prin & Int		827,119	
<b>Total OOE by Fund</b>				<b>827,119</b>	
<b>Total FTE and Expenditures</b>				-	<b>827,119</b>
<b>Total FTE and Expenditures by Fund</b>					
P10940		Clinton Hall Renovation Prin & Int		-	827,119
<b>Total FTE and Expenditures by Fund</b>				-	<b>827,119</b>



**W.S.U ANNUAL BUDGET  
108394 - University Stadium  
For Fiscal Year 2025**

Account Code	Position Number	Name or Account Description	Months	2025 Adopted	
				Budget FTE	Amount
<b>USS SALARIES</b>					
<b>1000 USS Salaries-Permanent</b>					
<b>Total USS Salaries</b>				-	-
<b>Total USS Salaries by Fund</b>					
<b>Total USS Salaries by Fund</b>				-	-
<b>UNCLASSIFIED SALARIES</b>					
<b>1100 Unclassified Salaries-Permanent (Including 1105 - Stipend)</b>					
<b>Total Unclassified Salaries</b>				-	-
<b>Total Unclassified Salaries by Fund</b>					
<b>Total Unclassified Salaries by Fund</b>				-	-
<b>STUDENT ASSISTANTS AND BENEFITS</b>					
<b>Total Students and Fringe Benefits</b>				-	-
<b>Total Students and Fringe Benefits by Fund</b>					
<b>Total Students and Fringe Benefits</b>				-	-
<b>Total Salaries and Fringe Benefits</b>				-	-
<b>Total Salaries and Fringe Benefits by Fund</b>					
<b>Total Salaries and Fringe Benefits</b>				-	-
<b>OTHER OPERATING EXPENDITURES (OOE)</b>					
7J Debt Service				823,800	
<b>Total OOE</b>				<b>823,800</b>	
<b>Total OOE by Fund</b>					
D11855		RU University Stadium Debt Service		823,800	
<b>Total OOE by Fund</b>				<b>823,800</b>	
<b>Total FTE and Expenditures</b>				-	<b>823,800</b>
<b>Total FTE and Expenditures by Fund</b>					
D11855		RU University Stadium Debt Service		-	823,800
<b>Total FTE and Expenditures by Fund</b>				-	<b>823,800</b>

**Wichita State University**  
**Fiscal Year 2025 Annual Operating Budget**  
**Debt Service - Academic Buildings Program**  
**Program Code 98000**

**Scholarships and Fellowships Program Budget Summary**

<u>Expenditures</u>	General Use Funds				Restricted Use Funds	Total Budget	% of Total Budget
	State General Fund	General Fees (Tuition) Fund	Total	% of General Use Budget			
<b>Salaries and Fringe Benefits</b>							
University Support Staff Salaries	\$ -	\$ -	\$ -	0.0%	\$ -	\$ -	0.0%
Unclassified Salaries	-	-	-	0.0%	-	-	0.0%
Student Salaries	-	-	-	0.0%	-	-	0.0%
Fringe Benefits	-	-	-	0.0%	-	-	0.0%
Shrinkage	-	-	-	0.0%	-	-	0.0%
<b>Subtotal Salaries and Fringe Benefits</b>	<u>\$ -</u>	<u>\$ -</u>	<u>\$ -</u>	<u>0.0%</u>	<u>\$ -</u>	<u>\$ -</u>	<u>0.0%</u>
<b>Other Operating Expenditures</b>	<u>\$ -</u>	<u>\$ 510,988</u>	<u>\$ 510,988</u>	<u>100.0%</u>	<u>\$ 2,991,919</u>	<u>\$ 3,502,907</u>	<u>100.0%</u>
<b>Total Scholarships and Fellowships Program Budget</b>	<u><u>\$ -</u></u>	<u><u>\$ 510,988</u></u>	<u><u>\$ 510,988</u></u>	<u><u>100.0%</u></u>	<u><u>\$ 2,991,919</u></u>	<u><u>\$ 3,502,907</u></u>	<u><u>100.0%</u></u>

*Summary excludes nonreportable expenditures*

**Wichita State University**  
**Fiscal Year 2025 Annual Operating Budget**

**Auxiliary Enterprises Program**  
**Program Code 48000**

**Auxiliary Enterprises Program Definition**

An auxiliary enterprise exists to furnish goods or services to students, faculty, or staff, and charges a fee directly related to, although not necessarily equal to, the cost of the goods or services. The distinguishing characteristic of an auxiliary enterprise is that it is managed as an essentially self-supporting activity. Examples are residence halls, food services, and parking.

**W.S.U ANNUAL BUDGET**  
**108036 - Housing and Residence Life**  
**For Fiscal Year 2025**

Account Code	Position Number	Name or Account Description	Months	2025 Adopted	
				Budget FTE	Amount
<b>USS SALARIES</b>					
<b>1000 USS Salaries-Permanent</b>					
	992058	Maintenance Technician, Senior Rueda, Daniel <i>This position is fully funded from restricted use sources.</i>	12	1.00	44,138
	996515	Maintenance Technician, Senior Vacant <i>This position is fully funded from restricted use sources.</i>		1.00	40,706
	996823	Maintenance Technician, Senior Macy, Daniel <i>This position is fully funded from restricted use sources.</i>	12	1.00	44,138
	997215	Maintenance Technician, Senior White, John <i>This position is fully funded from restricted use sources.</i>	12	1.00	44,138
	998824	Custodian Edwards, Jason <i>This position is fully funded from restricted use sources.</i>	12	1.00	26,603
	999029	Custodian Rueda, Bany <i>This position is fully funded from restricted use sources.</i>	12	1.00	26,603
	999270	Custodian Jaquez, Laura <i>This position is fully funded from restricted use sources.</i>	12	1.00	27,706
	999274	Custodian Galloway, Darryll <i>This position is fully funded from restricted use sources.</i>	12	1.00	27,352
	999307	Custodian Coca, Patricia <i>This position is fully funded from restricted use sources.</i>	12	1.00	27,706
	999374	Custodial Lead Shears, Yvette <i>This position is fully funded from restricted use sources.</i>	12	1.00	30,742
	999705	Maintenance Technician Senior August, David <i>This position is fully funded from restricted use sources.</i>	12	1.00	43,035
	999865	Maintenance Technician Irizarry, Christopher <i>This position is fully funded from restricted use sources.</i>	12	1.00	39,645
	1090	USS Salaries-Vaca		-	2,000
	1030	USS Salaries-Standby		-	28,000
	1020	USS Salaries-OT		-	20,000
		<b>Total USS Salaries</b>		<b>12.00</b>	<b>472,510</b>
<b>Total USS Salaries by Fund</b>					
	A10618	Housing Operations		12.00	472,510
		<b>Total USS Salaries by Fund</b>		<b>12.00</b>	<b>472,510</b>
<b>UNCLASSIFIED SALARIES</b>					
<b>1100 Unclassified Salaries-Permanent (Including 1105 - Stipend)</b>					

**W.S.U ANNUAL BUDGET**  
**108036 - Housing and Residence Life**  
**For Fiscal Year 2025**

Account Code	Position Number	Name or Account Description	Months	2025 Adopted	
				Budget FTE	Amount
	991078	Director Student Affairs-Staff Engagement Rogers, Kennedy <i>This position is fully funded from restricted use sources.</i>	12	1.00	65,476
	991732	Manager Student Residence Life Wiebe, Christopher <i>This position is fully funded from restricted use sources.</i>	12	1.00	54,017
	992009	Outreach and Communications Assistant Reimer, Suzanne <i>This position is fully funded from restricted use sources.</i>	12	1.00	34,715
	992909	Business Analyst Lewis, Megan <i>This position is fully funded from restricted use sources.</i>	12	1.00	61,781
	993033	Manager Custodial Services Alonso, Jose <i>This position is fully funded from restricted use sources.</i>	12	1.00	51,002
	993252	Occupancy & Communications Specialist Ross, Hannah <i>This position is fully funded from restricted use sources.</i>	12	1.00	42,453
	993326	Director Housing and Residence Life Austin, Katie <i>This position is fully funded from restricted use sources.</i>	12	1.00	86,961
	993589	Maintenance Supervisor Grokett, Kyle <i>This position is fully funded from restricted use sources.</i>	12	1.00	49,712
	994023	Receptionist Martinez, Mira <i>This position is fully funded from restricted use sources.</i>	12	1.00	30,826
	995071	Manager Student Affairs Guthrie, Emily <i>This position is fully funded from restricted use sources.</i>	12	1.00	48,480
	995160	Office Manager Walters, Emi <i>This position is fully funded from restricted use sources.</i>	12	1.00	46,488
	995167	Office Manager Rodriguez, Mayra <i>This position is fully funded from restricted use sources.</i>	12	1.00	46,488
	995216	Social Services Case Manager and Advocate Nguyen, Kailamai <i>This position is fully funded from restricted use sources.</i>	12	1.00	45,450
	995452	Housing Business Processes Coordinator Sherard, Tracy <i>This position is fully funded from restricted use sources.</i>	12	0.50	24,180
	996992	Receptionist Hughes, Melissa <i>This position is fully funded from restricted use sources.</i>	12	1.00	30,992
	997456	Overnight Office Coordinator Vacant <i>This position is fully funded from restricted use sources.</i>		1.00	37,856

**W.S.U ANNUAL BUDGET**  
**108036 - Housing and Residence Life**  
**For Fiscal Year 2025**

Account Code	Position Number	Name or Account Description	Months	2025 Adopted	
				Budget FTE	Amount
997498		Business Manager Lewis, Nathan <i>This position is fully funded from restricted use sources.</i>	12	1.00	59,111
997729		Assistant Vice President of Student Affairs for Operations Jensen, Scott <i>This position is fully funded from restricted use sources.</i>	12	1.00	115,059
998772		Associate Director Residence Life & Educational Engagement Enyart, Carley <i>This position is fully funded from restricted use sources.</i>	12	0.75	45,673
998776		Residence Life Coordinator Brown, Megan <i>This position is fully funded from restricted use sources.</i>	12	1.00	43,370
998816		Overnight Receptionist Mansfield, Jack <i>This position is fully funded from restricted use sources.</i>	12	1.00	29,432
998840		Overnight Receptionist Brown, Sophie <i>This position is fully funded from restricted use sources.</i>	12	1.00	30,160
998916		Overnight Receptionist Housdon, Merrie <i>This position is fully funded from restricted use sources.</i>	12	1.00	30,160
999289		Residence Life Coordinator Henderson, Grace <i>This position is fully funded from restricted use sources.</i>	12	1.00	42,608
999423		Manager Student Housing Facilities Gobin, Daryl <i>This position is fully funded from restricted use sources.</i>	12	1.00	73,182
999430		Residence Life Coordinator Wilson, Lauren <i>This position is fully funded from restricted use sources.</i>	12	1.00	43,636
999788		Overnight Receptionist Rice, Caitlyn <i>This position is fully funded from restricted use sources.</i>	12	1.00	30,160
999922		Overnight Receptionist Hill, Cameron <i>This position is fully funded from restricted use sources.</i>	12	1.00	30,160
1110		Uncl-Salaries-Seasonal and Temp			10,000
1115		Unclassified Salaries-Add'l Comp			25,000
1190		Unclassified Salaries-Vacation			10,000
1160		Unclass Sal-OT/Comp/AHR			10,000
1140		Grad Assistants-Other			60,000
<b>Total Unclassified Salaries</b>				<b>27.25</b>	<b>1,444,587</b>
<b>Total Unclassified Salaries by Fund</b>					
A10618		Housing Operations		27.25	1,444,587
<b>Total Unclassified Salaries by Fund</b>				<b>27.25</b>	<b>1,444,587</b>
<b>STUDENT ASSISTANTS AND BENEFITS</b>					
1200		Student Salaries-Regular			350,000
1210		Student Salaries-WS-WSU Match			4,000

**W.S.U ANNUAL BUDGET**  
**108036 - Housing and Residence Life**  
**For Fiscal Year 2025**

Account Code	Position Number	Name or Account Description	Months	2025 Adopted	
				Budget FTE	Amount
1220		Student Sal-Workstudy Federal			-
1760		State Leave Pymt Assessment			13,736
1810		KPERS Retirement			59,761
1830		Regents Retirement			104,844
1850		TIAA Disability			18,373
1911		Medicare			26,039
1912		OASDI			111,279
1750		Dependent Health Insurance			34,082
1752		Healthy Kids Health Insurance			-
1950		Single Group Health Insurance			280,256
1970		Workers Compensation			5,223
1980		Unemployment Compensation			1,132
<b>Total Students and Fringe Benefits</b>					<b>1,008,725</b>
<b>Total Students and Fringe Benefits by Fund</b>					
R40041		Federal Work Study Program			-
A10618		Housing Operations			1,008,725
<b>Total Students and Fringe Benefits</b>					<b>1,008,725</b>
<b>Total Salaries and Fringe Benefits</b>					<b>39.25 2,925,823</b>
<b>Total Salaries and Fringe Benefits by Fund</b>					
R40041		Federal Work Study Program		-	-
A10618		Housing Operations		39.25	2,925,823
<b>Total Salaries and Fringe Benefits</b>					<b>39.25 2,925,823</b>
<b>OTHER OPERATING EXPENDITURES (OOE)</b>					
7C		Contractual Services			1,995,136
7F		Commodities			4,778,300
7H		Capital Outlay			70,060
7J		Debt Service			5,665,063
7L		Grants Claims & Shared Revenue			30,000
7V		Miscellaneous Non Expense			1,500
7Z		Transfers Out			1,400,000
<b>Total OOE</b>					<b>13,940,059</b>
<b>Total OOE by Fund</b>					
A10618		Housing Operations			13,905,059
A10631		HRL - SH Contrac Dining Maint & Rep			35,000
<b>Total OOE by Fund</b>					<b>13,940,059</b>
<b>Total FTE and Expenditures</b>					<b>39.25 16,865,882</b>
<b>Total FTE and Expenditures by Fund</b>					
R40041		Federal Work Study Program		-	-
A10618		Housing Operations		39.25	16,830,882
A10631		HRL - SH Contrac Dining Maint & Rep		-	35,000
<b>Total FTE and Expenditures by Fund</b>					<b>39.25 16,865,882</b>

**W.S.U ANNUAL BUDGET**  
**108090 - Parking System Revenue Fund**  
**For Fiscal Year 2025**

Account Code	Position Number	Name or Account Description	Months	2025 Adopted	
				Budget FTE	Amount
<b>USS SALARIES</b>					
<b>1000 USS Salaries-Permanent</b>					
999280	Landscaper Cable, William		12	1.00	33,821
	<i>This position is fully funded from restricted use sources.</i>				
999334	Parking Officer Collins, Daniel		12	1.00	35,069
	<i>This position is fully funded from restricted use sources.</i>				
999513	Parking Officer Smith, Brian		12	1.00	36,275
	<i>This position is fully funded from restricted use sources.</i>				
999633	Landscape Specialist, Senior Harris, Johnny		12	1.00	40,165
	<i>This position is fully funded from restricted use sources.</i>				
999694	Parking Services Supervisor Ryman, Laura		12	1.00	48,776
	<i>This position is fully funded from restricted use sources.</i>				
999868	Landscape Specialist Seymour, Jonathan		12	1.00	44,138
	<i>This position is fully funded from restricted use sources.</i>				
1030	USS Salaries-Standby			-	-
1020	USS Salaries-OT			-	5,000
	<b>Total USS Salaries</b>			<b>6.00</b>	<b>243,243</b>
<b>Total USS Salaries by Fund</b>					
A10627	Parking System Revenue			6.00	243,243
	<b>Total USS Salaries by Fund</b>			<b>6.00</b>	<b>243,243</b>

**UNCLASSIFIED SALARIES**

**1100 Unclassified Salaries-Permanent (Including 1105 - Stipend)**

993400	Parking Services Dispatcher Vacant			1.00	34,320
	<i>This position is fully funded from restricted use sources.</i>				
993401	Parking Services Dispatcher Vacant			1.00	34,320
	<i>This position is fully funded from restricted use sources.</i>				
995108	Parking Officer Stacy, Jake		12	1.00	30,472
	<i>This position is fully funded from restricted use sources.</i>				
998564	Associate Vice President Financial Operations Bruun, Troy		12	0.15	31,065
	<i>This position is fully funded from restricted use sources.</i>				
998719	University Police Captain Garwood, Kyle		12	0.33	27,856
	<i>This position is fully funded from restricted use sources.</i>				
998834	Parking Officer Lindsey, Ricky		12	1.00	30,472
	<i>This position is fully funded from restricted use sources.</i>				
998890	Administrative Specialist				



**W.S.U ANNUAL BUDGET**  
**108090 - Parking System Revenue Fund**  
**For Fiscal Year 2025**

Account Code	Position Number	Name or Account Description	Months	2025 Adopted	
				Budget FTE	Amount
		Moore, Brian	12	1.00	39,853
		<i>This position is fully funded from restricted use sources.</i>			
	999917	Parking and Transportation Manager Martin, Emily	12	1.00	68,076
		<i>This position is fully funded from restricted use sources.</i>			
	1160	Unclass Sal-OT/Comp/AHR			2,000
		<b>Total Unclassified Salaries</b>		<b>6.48</b>	<b>298,434</b>
		<b>Total Unclassified Salaries by Fund</b>			
	A10627	Parking System Revenue		6.48	298,434
		<b>Total Unclassified Salaries by Fund</b>		<b>6.48</b>	<b>298,434</b>
<b>STUDENT ASSISTANTS AND BENEFITS</b>					
	1200	Student Salaries-Regular			35,000
	1760	State Leave Pymt Assessment			3,909
	1810	KPERS Retirement			27,781
	1830	Regents Retirement			17,168
	1850	TIAA Disability			5,423
	1880	KS Police & Fire Retirement Sys			6,435
	1911	Medicare			7,563
	1912	OASDI			32,044
	1750	Dependent Health Insurance			22,535
	1950	Single Group Health Insurance			70,352
	1970	Workers Compensation			1,488
	1980	Unemployment Compensation			321
		<b>Total Students and Fringe Benefits</b>			<b>230,019</b>
		<b>Total Students and Fringe Benefits by Fund</b>			
	A10627	Parking System Revenue			230,019
		<b>Total Students and Fringe Benefits</b>			<b>230,019</b>
		<b>Total Salaries and Fringe Benefits</b>		<b>12.48</b>	<b>771,696</b>
		<b>Total Salaries and Fringe Benefits by Fund</b>			
	A10627	Parking System Revenue		12.48	771,696
		<b>Total Salaries and Fringe Benefits</b>		<b>12.48</b>	<b>771,696</b>
<b>OTHER OPERATING EXPENDITURES (OOE)</b>					
	7C	Contractual Services			453,100
	7F	Commodities			48,997
	7H	Capital Outlay			16,000
	7J	Debt Service			516,207
		<b>Total OOE</b>			<b>1,034,304</b>
		<b>Total OOE by Fund</b>			
	A10627	Parking System Revenue			1,034,304
		<b>Total OOE by Fund</b>			<b>1,034,304</b>
		<b>Total FTE and Expenditures</b>		<b>12.48</b>	<b>1,806,000</b>
		<b>Total FTE and Expenditures by Fund</b>			
	A10627	Parking System Revenue		12.48	1,806,000
		<b>Total FTE and Expenditures by Fund</b>		<b>12.48</b>	<b>1,806,000</b>

**W.S.U ANNUAL BUDGET**  
**108093 - Parking System Maint & Construction**  
**For Fiscal Year 2025**

Account Code	Position Number	Name or Account Description	Months	2025 Adopted	
				Budget FTE	Amount
<b>USS SALARIES</b>					
<b>1000 USS Salaries-Permanent</b>					
<b>Total USS Salaries</b>				-	-
<b>Total USS Salaries by Fund</b>					
<b>Total USS Salaries by Fund</b>				-	-
<b>UNCLASSIFIED SALARIES</b>					
<b>1100 Unclassified Salaries-Permanent (Including 1105 - Stipend)</b>					
<b>Total Unclassified Salaries</b>				-	-
<b>Total Unclassified Salaries by Fund</b>					
<b>Total Unclassified Salaries by Fund</b>				-	-
<b>STUDENT ASSISTANTS AND BENEFITS</b>					
<b>Total Students and Fringe Benefits</b>				-	-
<b>Total Students and Fringe Benefits by Fund</b>					
<b>Total Students and Fringe Benefits</b>				-	-
<b>Total Salaries and Fringe Benefits</b>				-	-
<b>Total Salaries and Fringe Benefits by Fund</b>					
<b>Total Salaries and Fringe Benefits</b>				-	-
<b>OTHER OPERATING EXPENDITURES (OOE)</b>					
7H Capital Outlay				-	507,000
<b>Total OOE</b>				-	<b>507,000</b>
<b>Total OOE by Fund</b>					
P10797 Parking System Maint & Construction				-	507,000
<b>Total OOE by Fund</b>				-	<b>507,000</b>
<b>Total FTE and Expenditures</b>				-	<b>507,000</b>
<b>Total FTE and Expenditures by Fund</b>					
P10797 Parking System Maint & Construction				-	507,000
<b>Total FTE and Expenditures by Fund</b>				-	<b>507,000</b>

**W.S.U ANNUAL BUDGET**  
**108025 - WSU Parking Garage 2016J Bond**  
**For Fiscal Year 2025**

Account Code	Position Number	Name or Account Description	Months	2025 Adopted	
				Budget FTE	Amount
<b>USS SALARIES</b>					
<b>1000 USS Salaries-Permanent</b>					
<b>Total USS Salaries</b>				-	-
<b>Total USS Salaries by Fund</b>					
<b>Total USS Salaries by Fund</b>				-	-
<b>UNCLASSIFIED SALARIES</b>					
<b>1100 Unclassified Salaries-Permanent (Including 1105 - Stipend)</b>					
<b>Total Unclassified Salaries</b>				-	-
<b>Total Unclassified Salaries by Fund</b>					
<b>Total Unclassified Salaries by Fund</b>				-	-
<b>STUDENT ASSISTANTS AND BENEFITS</b>					
<b>Total Students and Fringe Benefits</b>				-	-
<b>Total Students and Fringe Benefits by Fund</b>					
<b>Total Students and Fringe Benefits</b>				-	-
<b>Total Salaries and Fringe Benefits</b>				-	-
<b>Total Salaries and Fringe Benefits by Fund</b>					
<b>Total Salaries and Fringe Benefits</b>				-	-
<b>OTHER OPERATING EXPENDITURES (OOE)</b>					
7J Debt Service				516,206	
<b>Total OOE</b>				<b>516,206</b>	
<b>Total OOE by Fund</b>					
P10921		WSU Parking Garage 2016J P&I		516,206	
<b>Total OOE by Fund</b>				<b>516,206</b>	
<b>Total FTE and Expenditures</b>				-	<b>516,206</b>
<b>Total FTE and Expenditures by Fund</b>					
P10921		WSU Parking Garage 2016J P&I		-	516,206
<b>Total FTE and Expenditures by Fund</b>				-	<b>516,206</b>

**W.S.U ANNUAL BUDGET**  
**108040 - Student Affairs Administration**  
**For Fiscal Year 2025**

Account Code	Position Number	Name or Account Description	Months	2025 Adopted	
				Budget FTE	Amount
<b>USS SALARIES</b>					
<b>1000 USS Salaries-Permanent</b>					
<b>Total USS Salaries</b>				-	-
<b>Total USS Salaries by Fund</b>					
<b>Total USS Salaries by Fund</b>				-	-
<b>UNCLASSIFIED SALARIES</b>					
<b>1100 Unclassified Salaries-Permanent (Including 1105 - Stipend)</b>					
	992945	Business Manager Zimmerman, Emily	12	1.00	59,065
<b>Total Unclassified Salaries</b>				<b>1.00</b>	<b>59,065</b>
<b>Total Unclassified Salaries by Fund</b>					
	A0003	GU State General Fund		1.00	59,065
	A2000	GU General Fees Fund		-	-
<b>Total Unclassified Salaries by Fund</b>				<b>1.00</b>	<b>59,065</b>
<b>STUDENT ASSISTANTS AND BENEFITS</b>					
	1690	Shrinkage			(1,904)
	1760	State Leave Pymt Assessment			426
	1830	Regents Retirement			5,021
	1850	TIAA Disability			591
	1911	Medicare			838
	1912	OASDI			3,584
	1750	Dependent Health Insurance			4,375
	1950	Single Group Health Insurance			9,400
	1970	Workers Compensation			162
	1980	Unemployment Compensation			35
<b>Total Students and Fringe Benefits</b>					<b>22,528</b>
<b>Total Students and Fringe Benefits by Fund</b>					
	A0003	GU State General Fund			22,528
	A2000	GU General Fees Fund			-
<b>Total Students and Fringe Benefits</b>					<b>22,528</b>
<b>Total Salaries and Fringe Benefits</b>				<b>1.00</b>	<b>81,593</b>
<b>Total Salaries and Fringe Benefits by Fund</b>					
	A0003	GU State General Fund		1.00	81,593
	A2000	GU General Fees Fund		-	-
<b>Total Salaries and Fringe Benefits</b>				<b>1.00</b>	<b>81,593</b>
<b>OTHER OPERATING EXPENDITURES (OOE)</b>					
	7C	Contractual Services			14,115
	7Z	Transfers Out			320,000
<b>Total OOE</b>					<b>334,115</b>
<b>Total OOE by Fund</b>					
	A2000	GU General Fees Fund			782
	A10624	Student Affairs Administration			333,333
<b>Total OOE by Fund</b>					<b>334,115</b>
<b>Total FTE and Expenditures</b>				<b>1.00</b>	<b>415,708</b>
<b>Total FTE and Expenditures by Fund</b>					
	A0003	GU State General Fund		1.00	81,593
	A2000	GU General Fees Fund		-	782

**W.S.U ANNUAL BUDGET**  
**108040 - Student Affairs Administration**  
**For Fiscal Year 2025**

Account Code	Position Number	Name or Account Description	Months	2025 Adopted	
				Budget FTE	Amount
A10624		Student Affairs Administration		-	333,333
<b>Total FTE and Expenditures by Fund</b>				<b>1.00</b>	<b>415,708</b>

**Wichita State University**  
**Fiscal Year 2025 Annual Operating Budget**

**Auxiliary Enterprises Program**  
**Program Code 48000**

**Auxiliary Enterprises Program Budget Summary**

<u>Expenditures</u>	<u>General Use Funds</u>				<u>Restricted Use Funds</u>	<u>Total Budget</u>	<u>% of Total Budget</u>
	<u>State General Fund</u>	<u>General Fees (Tuition) Fund</u>	<u>Total</u>	<u>% of General Use Budget</u>			
<b>Salaries and Fringe Benefits</b>							
University Support Staff Salaries	\$ -	\$ -	\$ -	0.0%	\$ 715,754	\$ 715,754	4.0%
Unclassified Salaries	59,065	-	59,065	71.7%	1,743,021	1,802,086	10.1%
Student Salaries	-	-	-	0.0%	389,000	389,000	2.2%
Fringe Benefits	24,432	-	24,432	29.7%	849,745	874,177	4.9%
Shrinkage	(1,904)	-	(1,904)	-2.3%	-	(1,904)	0.0%
<b>Subtotal Salaries and Fringe Benefits</b>	<u>\$ 81,593</u>	<u>\$ -</u>	<u>\$ 81,593</u>	<u>99.1%</u>	<u>\$ 3,697,519</u>	<u>\$ 3,779,112</u>	<u>21.1%</u>
<b>Other Operating Expenditures</b>	<u>\$ -</u>	<u>\$ 782</u>	<u>\$ 782</u>	<u>0.9%</u>	<u>\$ 14,093,196</u>	<u>\$ 14,093,978</u>	<u>78.9%</u>
<b>Total Auxiliary Enterprises Program Budget</b>	<u><u>\$ 81,593</u></u>	<u><u>\$ 782</u></u>	<u><u>\$ 82,375</u></u>	<u><u>100.0%</u></u>	<u><u>\$ 17,790,715</u></u>	<u><u>\$ 17,873,090</u></u>	<u><u>100.0%</u></u>

Summary excludes nonreportable expenditures

**Wichita State University**  
**Fiscal Year 2025 Annual Operating Budget**

**Service Clearing Program**  
**Program Code 97000**

**Service Clearing Program Definition**

The Service Clearing Program includes departments managed as total self-supporting activities, i.e., printing and duplicating, supply store, automobile pool, etc. The departments provide goods and services for students, faculty and staff of the University.

**W.S.U ANNUAL BUDGET  
108502 - Automobile Clearing  
For Fiscal Year 2025**

Account Code	Position Number	Name or Account Description	Months	2025 Adopted	
				Budget FTE	Amount
<b>USS SALARIES</b>					
<b>1000 USS Salaries-Permanent</b>					
<b>Total USS Salaries</b>				-	-
<b>Total USS Salaries by Fund</b>					
<b>Total USS Salaries by Fund</b>				-	-
<b>UNCLASSIFIED SALARIES</b>					
<b>1100 Unclassified Salaries-Permanent (Including 1105 - Stipend)</b>					
<b>Total Unclassified Salaries</b>				-	-
<b>Total Unclassified Salaries by Fund</b>					
<b>Total Unclassified Salaries by Fund</b>				-	-
<b>STUDENT ASSISTANTS AND BENEFITS</b>					
<b>Total Students and Fringe Benefits</b>				-	-
<b>Total Students and Fringe Benefits by Fund</b>					
<b>Total Students and Fringe Benefits</b>				-	-
<b>Total Salaries and Fringe Benefits</b>				-	-
<b>Total Salaries and Fringe Benefits by Fund</b>					
<b>Total Salaries and Fringe Benefits</b>				-	-
<b>OTHER OPERATING EXPENDITURES (OOE)</b>					
7C Contractual Services				2,000	
7F Commodities				13,000	
7H Capital Outlay				-	
<b>Total OOE</b>				<b>15,000</b>	
<b>Total OOE by Fund</b>					
T10632 Automobile Clearing				15,000	
<b>Total OOE by Fund</b>				<b>15,000</b>	
<b>Total FTE and Expenditures</b>				-	<b>15,000</b>
<b>Total FTE and Expenditures by Fund</b>					
T10632 Automobile Clearing				-	15,000
<b>Total FTE and Expenditures by Fund</b>				-	<b>15,000</b>



**W.S.U ANNUAL BUDGET  
108503 - Postal Clearing  
For Fiscal Year 2025**

Account Code	Position Number	Name or Account Description	Months	2025 Adopted	
				Budget FTE	Amount
<b>USS SALARIES</b>					
<b>1000 USS Salaries-Permanent</b>					
<b>Total USS Salaries</b>				-	-
<b>Total USS Salaries by Fund</b>					
<b>Total USS Salaries by Fund</b>				-	-
<b>UNCLASSIFIED SALARIES</b>					
<b>1100 Unclassified Salaries-Permanent (Including 1105 - Stipend)</b>					
<b>Total Unclassified Salaries</b>				-	-
<b>Total Unclassified Salaries by Fund</b>					
<b>Total Unclassified Salaries by Fund</b>				-	-
<b>STUDENT ASSISTANTS AND BENEFITS</b>					
<b>Total Students and Fringe Benefits</b>				-	-
<b>Total Students and Fringe Benefits by Fund</b>					
<b>Total Students and Fringe Benefits</b>				-	-
<b>Total Salaries and Fringe Benefits</b>				-	-
<b>Total Salaries and Fringe Benefits by Fund</b>					
<b>Total Salaries and Fringe Benefits</b>				-	-
<b>OTHER OPERATING EXPENDITURES (OOE)</b>					
7C Contractual Services				505,000	
<b>Total OOE</b>				<b>505,000</b>	
<b>Total OOE by Fund</b>					
T10633	Postal Clearing			505,000	
<b>Total OOE by Fund</b>				<b>505,000</b>	
<b>Total FTE and Expenditures</b>				-	<b>505,000</b>
<b>Total FTE and Expenditures by Fund</b>					
T10633	Postal Clearing			-	505,000
<b>Total FTE and Expenditures by Fund</b>				-	<b>505,000</b>

**W.S.U ANNUAL BUDGET**  
**108504 - Physical Plant Stores Clearing**  
**For Fiscal Year 2025**

Account Code	Position Number	Name or Account Description	Months	2025 Adopted	
				Budget FTE	Amount
<b>USS SALARIES</b>					
<b>1000 USS Salaries-Permanent</b>					
<b>Total USS Salaries</b>				-	-
<b>Total USS Salaries by Fund</b>					
	T10631	Physical Plant Stores		-	-
<b>Total USS Salaries by Fund</b>				-	-
<b>UNCLASSIFIED SALARIES</b>					
<b>1100 Unclassified Salaries-Permanent (Including 1105 - Stipend)</b>					
<b>Total Unclassified Salaries</b>				-	-
<b>Total Unclassified Salaries by Fund</b>					
<b>Total Unclassified Salaries by Fund</b>				-	-
<b>STUDENT ASSISTANTS AND BENEFITS</b>					
	1760	State Leave Pymt Assessment			-
	1850	TIAA Disability			-
	1911	Medicare			-
	1912	OASDI			-
	1970	Workers Compensation			-
<b>Total Students and Fringe Benefits</b>				-	-
<b>Total Students and Fringe Benefits by Fund</b>					
	T10631	Physical Plant Stores			-
<b>Total Students and Fringe Benefits</b>				-	-
<b>Total Salaries and Fringe Benefits</b>				-	-
<b>Total Salaries and Fringe Benefits by Fund</b>					
	T10631	Physical Plant Stores		-	-
<b>Total Salaries and Fringe Benefits</b>				-	-
<b>OTHER OPERATING EXPENDITURES (OOE)</b>					
	7C	Contractual Services			284,400
	7F	Commodities			858,100
	7H	Capital Outlay			507,500
<b>Total OOE</b>				-	<b>1,650,000</b>
<b>Total OOE by Fund</b>					
	T10631	Physical Plant Stores			1,650,000
<b>Total OOE by Fund</b>				-	<b>1,650,000</b>
<b>Total FTE and Expenditures</b>				-	<b>1,650,000</b>
<b>Total FTE and Expenditures by Fund</b>					
	T10631	Physical Plant Stores		-	1,650,000
<b>Total FTE and Expenditures by Fund</b>				-	<b>1,650,000</b>

**W.S.U ANNUAL BUDGET**  
**108505 - Telecommunications Clearing**  
**For Fiscal Year 2025**

Account Code	Position Number	Name or Account Description	Months	2025 Adopted	
				Budget FTE	Amount
<b>USS SALARIES</b>					
<b>1000 USS Salaries-Permanent</b>					
1030		USS Salaries-Standby		-	-
		<b>Total USS Salaries</b>		<b>-</b>	<b>-</b>
<b>Total USS Salaries by Fund</b>					
T10636		Telecommunications Clearing		-	-
		<b>Total USS Salaries by Fund</b>		<b>-</b>	<b>-</b>
<b>UNCLASSIFIED SALARIES</b>					
<b>1100 Unclassified Salaries-Permanent (Including 1105 - Stipend)</b>					
992981		Telecommunications Technician Vacant		1.00	40,560
		<i>This position is fully funded from restricted use sources.</i>			
997199		Telecommunications Supervisor Johnson, Sheldon	12	1.00	63,357
		<i>This position is fully funded from restricted use sources.</i>			
997223		Administrative Specialist Parsons, Shenneah	12	1.00	41,454
		<i>This position is fully funded from restricted use sources.</i>			
998578		Manager Telecommunications Snook, David	12	1.00	79,789
		<i>This position is fully funded from restricted use sources.</i>			
998757		Business Manager Vacant		1.00	62,463
		<i>This position is fully funded from restricted use sources.</i>			
998904		Telecommunications Technician, Senior Hutto, Joseph	12	1.00	52,936
		<i>This position is fully funded from restricted use sources.</i>			
998905		Telecommunications Technician, Senior Jimenez, Robert	12	1.00	51,002
		<i>This position is fully funded from restricted use sources.</i>			
998911		Telecommunications Technician, Entry Lillard, Andrew	12	1.00	44,138
		<i>This position is fully funded from restricted use sources.</i>			
999323		Telecommunications Technician, Senior Wilson, Patrick	12	1.00	51,002
		<i>This position is fully funded from restricted use sources.</i>			
1110		Uncl-Salaries-Seasonal and Temp			3,780
1190		Unclassified Salaries-Vacation			-
1160		Unclass Sal-OT/Comp/AHR			32,000
1140		Grad Assistants-Other			16,000
		<b>Total Unclassified Salaries</b>		<b>9.00</b>	<b>538,480</b>
<b>Total Unclassified Salaries by Fund</b>					
T10636		Telecommunications Clearing		9.00	538,480
		<b>Total Unclassified Salaries by Fund</b>		<b>9.00</b>	<b>538,480</b>
<b>STUDENT ASSISTANTS AND BENEFITS</b>					
1200		Student Salaries-Regular			90,000
1760		State Leave Pymt Assessment			3,883

**W.S.U ANNUAL BUDGET**  
**108505 - Telecommunications Clearing**  
**For Fiscal Year 2025**

Account Code	Position Number	Name or Account Description	Months	2025 Adopted	
				Budget FTE	Amount
1810	KPERS	Retirement			6,046
1830	Regents	Retirement			30,837
1850	TIAA	Disability			5,192
1911	Medicare				7,315
1912	OASDI				31,266
1750	Dependent Health Insurance				17,500
1950	Single Group Health Insurance				65,800
1970	Workers Compensation				1,475
1980	Unemployment Compensation				319
<b>Total Students and Fringe Benefits</b>					<b>259,633</b>
<b>Total Students and Fringe Benefits by Fund</b>					
T10636	Telecommunications Clearing				259,633
<b>Total Students and Fringe Benefits</b>					<b>259,633</b>
<b>Total Salaries and Fringe Benefits</b>				<b>9.00</b>	<b>798,113</b>
<b>Total Salaries and Fringe Benefits by Fund</b>					
T10636	Telecommunications Clearing		9.00		798,113
<b>Total Salaries and Fringe Benefits</b>				<b>9.00</b>	<b>798,113</b>
<b>OTHER OPERATING EXPENDITURES (OOE)</b>					
7C	Contractual Services				853,451
7F	Commodities				294,420
7H	Capital Outlay				257,000
<b>Total OOE</b>					<b>1,404,871</b>
<b>Total OOE by Fund</b>					
T10636	Telecommunications Clearing				1,154,871
T10650	Telecomm Inventory Clearing				250,000
<b>Total OOE by Fund</b>					<b>1,404,871</b>
<b>Total FTE and Expenditures</b>				<b>9.00</b>	<b>2,202,984</b>
<b>Total FTE and Expenditures by Fund</b>					
T10636	Telecommunications Clearing		9.00		1,952,984
T10650	Telecomm Inventory Clearing		-		250,000
<b>Total FTE and Expenditures by Fund</b>				<b>9.00</b>	<b>2,202,984</b>

**W.S.U ANNUAL BUDGET**  
**108511 - Shocker Printing Solutions-Clearing**  
**For Fiscal Year 2025**

Account Code	Position Number	Name or Account Description	Months	2025 Adopted	
				Budget FTE	Amount
<b>USS SALARIES</b>					
<b>1000 USS Salaries-Permanent</b>					
<b>Total USS Salaries</b>				-	-
<b>Total USS Salaries by Fund</b>					
<b>Total USS Salaries by Fund</b>				-	-
<b>UNCLASSIFIED SALARIES</b>					
<b>1100 Unclassified Salaries-Permanent (Including 1105 - Stipend)</b>					
992915		Printing Logistics Specialist Gile, Maggie	12	1.00	35,734
<i>This position is fully funded from restricted use sources.</i>					
993679		Printing Logistics Lead Hearn, Bethany	12	1.00	37,835
<i>This position is fully funded from restricted use sources.</i>					
994525		Sales Coordinator Vacant		1.00	32,000
<i>This position is fully funded from restricted use sources.</i>					
997005		Manager, Support Services Lipke, Leah	12	1.00	62,427
<i>This position is fully funded from restricted use sources.</i>					
998792		Printing Logistics Specialist Wells, Taylin	12	1.00	35,734
<i>This position is fully funded from restricted use sources.</i>					
998810		Sales Coordinator Goodrum, Darin	12	1.00	45,450
<i>This position is fully funded from restricted use sources.</i>					
1115		Unclassified Salaries-Add'l Comp			25,000
1160		Unclass Sal-OT/Comp/AHR			1,500
<b>Total Unclassified Salaries</b>				<b>6.00</b>	<b>275,681</b>
<b>Total Unclassified Salaries by Fund</b>					
T10635		Shocker Printing Solutions-Clearing		6.00	275,681
<b>Total Unclassified Salaries by Fund</b>				<b>6.00</b>	<b>275,681</b>
<b>STUDENT ASSISTANTS AND BENEFITS</b>					
1200		Student Salaries-Regular			30,000
1760		State Leave Pymt Assessment			1,989
1810		KPERS Retirement			4,321
1830		Regents Retirement			17,500
1850		TIAA Disability			2,760
1911		Medicare			3,889
1912		OASDI			16,617
1750		Dependent Health Insurance			8,750
1950		Single Group Health Insurance			37,600
1970		Workers Compensation			757
1980		Unemployment Compensation			163
<b>Total Students and Fringe Benefits</b>					<b>124,346</b>
<b>Total Students and Fringe Benefits by Fund</b>					
T10635		Shocker Printing Solutions-Clearing			124,346
<b>Total Students and Fringe Benefits</b>					<b>124,346</b>

**W.S.U ANNUAL BUDGET**  
**108511 - Shocker Printing Solutions-Clearing**  
**For Fiscal Year 2025**

Account Code	Position Number	Name or Account Description	Months	2025 Adopted	
				Budget FTE	Amount
<b>Total Salaries and Fringe Benefits</b>				<b>6.00</b>	<b>400,027</b>
<b>Total Salaries and Fringe Benefits by Fund</b>					
	T10635	Shocker Printing Solutions-Clearing		6.00	400,027
<b>Total Salaries and Fringe Benefits</b>				<b>6.00</b>	<b>400,027</b>
<b>OTHER OPERATING EXPENDITURES (OOE)</b>					
	7C	Contractual Services			119,195
	7F	Commodities			676,778
	7H	Capital Outlay			4,000
	7L	Grants Claims & Shared Revenue			-
	7V	Miscellaneous Non Expense			2,000
<b>Total OOE</b>					<b>801,973</b>
<b>Total OOE by Fund</b>					
	T10635	Shocker Printing Solutions-Clearing			801,973
<b>Total OOE by Fund</b>					<b>801,973</b>
<b>Total FTE and Expenditures</b>				<b>6.00</b>	<b>1,202,000</b>
<b>Total FTE and Expenditures by Fund</b>					
	T10635	Shocker Printing Solutions-Clearing		6.00	1,202,000
<b>Total FTE and Expenditures by Fund</b>				<b>6.00</b>	<b>1,202,000</b>

**Wichita State University**  
**Fiscal Year 2025 Annual Operating Budget**

**Service Clearing Program**  
**Program Code 97000**

**Service Clearing Program Budget Summary**

<u>Expenditures</u>	General Use Funds				Restricted Use Funds	Total Budget	% of Total Budget
	State General Fund	General Fees (Tuition) Fund	Total	% of General Use Budget			
<b>Salaries and Fringe Benefits</b>							
University Support Staff Salaries	\$ -	\$ -	\$ -	0.0%	\$ -	\$ -	0.0%
Unclassified Salaries	-	-	-	0.0%	814,161	814,161	13.9%
Student Salaries	-	-	-	0.0%	125,000	125,000	2.1%
Fringe Benefits	-	-	-	0.0%	263,979	263,979	4.5%
Shrinkage	-	-	-	0.0%	-	-	0.0%
<b>Subtotal Salaries and Fringe Benefits</b>	<b>\$ -</b>	<b>\$ -</b>	<b>\$ -</b>	<b>0.0%</b>	<b>\$ 1,203,140</b>	<b>\$ 1,203,140</b>	<b>20.6%</b>
<b>Other Operating Expenditures</b>	<b>\$ -</b>	<b>\$ -</b>	<b>\$ -</b>	<b>0.0%</b>	<b>\$ 4,649,939</b>	<b>\$ 4,649,939</b>	<b>79.4%</b>
<b>Total Service Clearing Program Budget</b>	<b>\$ -</b>	<b>\$ -</b>	<b>\$ -</b>	<b>0.0%</b>	<b>\$ 5,853,079</b>	<b>\$ 5,853,079</b>	<b>100.0%</b>

Summary excludes nonreportable expenditures

**Wichita State University**  
**Fiscal Year 2025 Annual Operating Budget**  
**General Use (GU) Capital Improvements**  
**Program Code 99000**

**Capital Outlay Program Definition**

The General Use (GU) Capital Improvements Program includes GU contributions to large capital improvement project.



**W.S.U ANNUAL BUDGET**  
**108326 - Marcus Welcome Center Expansion**  
**For Fiscal Year 2025**

Account Code	Position Number	Name or Account Description	Months	2025 Adopted	
				Budget FTE	Amount
<b>USS SALARIES</b>					
<b>1000 USS Salaries-Permanent</b>					
<b>Total USS Salaries</b>				-	-
<b>Total USS Salaries by Fund</b>					
<b>Total USS Salaries by Fund</b>				-	-
<b>UNCLASSIFIED SALARIES</b>					
<b>1100 Unclassified Salaries-Permanent (Including 1105 - Stipend)</b>					
<b>Total Unclassified Salaries</b>				-	-
<b>Total Unclassified Salaries by Fund</b>					
<b>Total Unclassified Salaries by Fund</b>				-	-
<b>STUDENT ASSISTANTS AND BENEFITS</b>					
<b>Total Students and Fringe Benefits</b>				-	-
<b>Total Students and Fringe Benefits by Fund</b>					
<b>Total Students and Fringe Benefits</b>				-	-
<b>Total Salaries and Fringe Benefits</b>				-	-
<b>Total Salaries and Fringe Benefits by Fund</b>					
<b>Total Salaries and Fringe Benefits</b>				-	-
<b>OTHER OPERATING EXPENDITURES (OOE)</b>					
7H Capital Outlay				1,500,000	
<b>Total OOE</b>				<b>1,500,000</b>	
<b>Total OOE by Fund</b>					
A2000	GU General Fees Fund			1,500,000	
<b>Total OOE by Fund</b>				<b>1,500,000</b>	
<b>Total FTE and Expenditures</b>				-	<b>1,500,000</b>
<b>Total FTE and Expenditures by Fund</b>					
A2000	GU General Fees Fund			-	1,500,000
<b>Total FTE and Expenditures by Fund</b>				-	<b>1,500,000</b>

**W.S.U ANNUAL BUDGET  
108327 - KBOR Capital Renewal  
For Fiscal Year 2025**

Account Code	Position Number	Name or Account Description	Months	2025 Adopted	
				Budget FTE	Amount
<b>USS SALARIES</b>					
<b>1000 USS Salaries-Permanent</b>					
<b>Total USS Salaries</b>				-	-
<b>Total USS Salaries by Fund</b>					
<b>Total USS Salaries by Fund</b>				-	-
<b>UNCLASSIFIED SALARIES</b>					
<b>1100 Unclassified Salaries-Permanent (Including 1105 - Stipend)</b>					
<b>Total Unclassified Salaries</b>				-	-
<b>Total Unclassified Salaries by Fund</b>					
<b>Total Unclassified Salaries by Fund</b>				-	-
<b>STUDENT ASSISTANTS AND BENEFITS</b>					
<b>Total Students and Fringe Benefits</b>				-	-
<b>Total Students and Fringe Benefits by Fund</b>					
<b>Total Students and Fringe Benefits</b>				-	-
<b>Total Salaries and Fringe Benefits</b>				-	-
<b>Total Salaries and Fringe Benefits by Fund</b>					
<b>Total Salaries and Fringe Benefits</b>				-	-
<b>OTHER OPERATING EXPENDITURES (OOE)</b>					
7H Capital Outlay				1,463,759	
<b>Total OOE</b>				<b>1,463,759</b>	
<b>Total OOE by Fund</b>					
A2000		GU General Fees Fund		1,463,759	
<b>Total OOE by Fund</b>				<b>1,463,759</b>	
<b>Total FTE and Expenditures</b>				-	<b>1,463,759</b>
<b>Total FTE and Expenditures by Fund</b>					
A2000		GU General Fees Fund		-	1,463,759
<b>Total FTE and Expenditures by Fund</b>				-	<b>1,463,759</b>

**W.S.U ANNUAL BUDGET**  
**960000 - Rehabilitation & Repair Proj FD8001**  
**For Fiscal Year 2025**

Account Code	Position Number	Name or Account Description	Months	2025 Adopted	
				Budget FTE	Amount
<b>USS SALARIES</b>					
<b>1000 USS Salaries-Permanent</b>					
<b>Total USS Salaries</b>				-	-
<b>Total USS Salaries by Fund</b>					
<b>Total USS Salaries by Fund</b>				-	-
<b>UNCLASSIFIED SALARIES</b>					
<b>1100 Unclassified Salaries-Permanent (Including 1105 - Stipend)</b>					
<b>Total Unclassified Salaries</b>				-	-
<b>Total Unclassified Salaries by Fund</b>					
<b>Total Unclassified Salaries by Fund</b>				-	-
<b>STUDENT ASSISTANTS AND BENEFITS</b>					
<b>Total Students and Fringe Benefits</b>				-	-
<b>Total Students and Fringe Benefits by Fund</b>					
<b>Total Students and Fringe Benefits</b>				-	-
<b>Total Salaries and Fringe Benefits</b>				-	-
<b>Total Salaries and Fringe Benefits by Fund</b>					
<b>Total Salaries and Fringe Benefits</b>				-	-
<b>OTHER OPERATING EXPENDITURES (OOE)</b>					
7H Capital Outlay				5,500,000	
<b>Total OOE</b>				<b>5,500,000</b>	
<b>Total OOE by Fund</b>					
P10790	RR	Projects Holding Fund		5,500,000	
<b>Total OOE by Fund</b>				<b>5,500,000</b>	
<b>Total FTE and Expenditures</b>				-	<b>5,500,000</b>
<b>Total FTE and Expenditures by Fund</b>					
P10790	RR	Projects Holding Fund		-	5,500,000
<b>Total FTE and Expenditures by Fund</b>				-	<b>5,500,000</b>

**Wichita State University**  
**Fiscal Year 2025 Annual Operating Budget**

**Capital Improvements Cash Funded**  
**Program Code 99000**

**Service Clearing Program Budget Summary**

<u>Expenditures</u>	General Use Funds				Restricted Use Funds	Total Budget	% of Total Budget
	State General Fund	General Fees (Tuition) Fund	Total	% of General Use Budget			
<b>Salaries and Fringe Benefits</b>							
University Support Staff Salaries	\$ -	\$ -	\$ -	0.0%	\$ -	\$ -	0.0%
Unclassified Salaries	126,250	-	126,250	0.9%	-	126,250	0.6%
Student Salaries	-	-	-	0.0%	-	-	0.0%
Fringe Benefits	22,984	-	22,984	0.2%	-	22,984	0.1%
Shrinkage	-	-	-	0.0%	-	-	0.0%
<b>Subtotal Salaries and Fringe Benefits</b>	<b>\$ 149,234</b>	<b>\$ -</b>	<b>\$ 149,234</b>	<b>1.1%</b>	<b>\$ -</b>	<b>\$ 149,234</b>	<b>0.7%</b>
<b>Other Operating Expenditures</b>	<b>\$ 10,373,750</b>	<b>\$ 2,963,759</b>	<b>\$ 13,337,509</b>	<b>98.9%</b>	<b>\$ 9,403,759</b>	<b>\$ 22,741,268</b>	<b>99.3%</b>
<b>Total Service Clearing Program Budget</b>	<b>\$ 10,522,984</b>	<b>\$ 2,963,759</b>	<b>\$ 13,486,743</b>	<b>100.0%</b>	<b>\$ 9,403,759</b>	<b>\$ 22,890,502</b>	<b>100.0%</b>

Summary excludes nonreportable expenditures

Summary includes contributions in the 99000 Program Code only. Capital improvements related to student housing and parking are reflected in the auxiliary program.