



WICHITA STATE
UNIVERSITY
NATIONAL INSTITUTE
FOR AVIATION RESEARCH

Report No: CAM-RP-2011-005 Rev A
Report Date: September 26, 2016



TCAC 12k HTS40 SFP OSI/TC250 42% Fabric Prepreg Material Property Data Report

FAA Special Project SP4745WI-Q

NCAMP Test Report Number: CAM-RP-2011-005 Rev A

Test Report Date: September 26, 2016

Testing Facility:

National Institute for Aviation Research
Wichita State University
1845 N. Fairmount
Wichita, KS 67260-0093

Test Panel Fabrication Facility:

Advanced Composites Technologies
345 Coney Island Dr.
Sparks, NV 89431



Prepared by: *(No longer available to sign)*

Allison Bonitati

Edited by: *(No longer available to sign)*

Michelle Man

Vinsensius Tanoto

Reviewed by:

Evelyn Lian

Approved by:

Ed Hooper (NCAMP AER)

REVISIONS:

Rev	By	Date	Pages Revised or Added
N/C	Allison Bonitati	7/19/2011	Document Initial Release.
A	Michelle Man	7/20/2015	<p>Typographical and Editorial changes; added signature page; Added CTD & RTD charts to 4.14, 4.15, 4.16, 4.17; Added RTD charts to 4.24, 4.25; Added ETW Ultimate Bearing chart to 4.26, 4.27, 4.28; Added 0.2% Offset chart to 3.5 and 4.5; Updated Section 9 and 10.</p> <p>Data Changes (all sections updated): updated Poissons for WT, WC & FC and removed it for UNC1,2,3; Added Strength data points to FC-RTD; Added 5% strain data points to IPS-ETW; Updated Analysis for ILT data; removed modulus data points from UNC2-ETW ; SBS1 RTD and ETW- data censored by engineering judgment; OHC1 ETW - data censored by engineering judgment</p>



			Document Rev A Draft.
A	Vinsensius Tanoto	9/26/2016	Formatting changed, added CAI additional information in Section 5, and WC, FC, UNC1, UNC2, and UNC3 Stress-Strain Curves in Section 6. Changed Hard layup percentage to 40/20/40 in Table 2-2 Laminate Summary Data.

TABLE OF CONTENTS

1. Introduction 8

 1.1 Scope..... 8

 1.2 Symbols Used..... 9

Acronyms and Definitions 10

 1.3 NIAR– TenCate Naming Format 11

 1.4 References..... 12

 1.5 Methodology 13

 1.5.1 Process Definition 13

 1.5.2 Specimen & Testing Details 15

 1.5.2.1 Tabbings 15

 1.5.2.2 Specimen Dimensions & Test Configuration 15

 1.5.3 Test Matrix 16

 1.5.4 Physical Testing..... 18

 1.5.5 Environmental Conditioning 19

 1.5.6 Non-ambient Testing..... 21

 1.5.7 Fluid Sensitivity Screening..... 22

 1.5.8 Normalization Procedures..... 24

 1.5.9 Conformity 25

 1.5.10 Material Pedigree Information 25

2. Test Results 26

 2.1 Lamina Level Test Summary 26

 2.2 Laminate Level Test Summary 27

 2.3 Individual Test Summaries..... 28

 2.3.1 Warp Tension Properties 28

 2.3.2 Fill Tension Properties 29

 2.3.3 Warp Compression Properties..... 30

 2.3.4 Fill Compression Properties 31

 2.3.5 In-Plane Shear Properties..... 32

 2.3.6 Unnotched Tension 1 Properties 33

 2.3.7 Unnotched Tension 2 Properties 34

 2.3.8 Unnotched Tension 3 Properties 35

 2.3.9 Unnotched Compression 1 Properties 36

 2.3.10 Unnotched Compression 2 Properties 37

 2.3.11 Unnotched Compression 3 Properties 38

 2.3.12 Laminate Short Beam Strength Properties 39

 2.3.13 Lamina Short Beam Strength Properties 40

 2.3.14 Open Hole Tension 1 Properties..... 41

 2.3.15 Open Hole Tension 2 Properties..... 42

 2.3.16 Open Hole Tension 3 Properties..... 43

 2.3.17 Filled-Hole Tension 1 Properties..... 44

 2.3.18 Filled-Hole Tension 2 Properties..... 45

 2.3.19 Filled-Hole Tension 3 Properties..... 46

 2.3.20 Open Hole Compression 1 Properties 47

 2.3.21 Open Hole Compression 2 Properties 48

- 2.3.22 Open Hole Compression 3 Properties 49
- 2.3.23 Filled-Hole Compression 1 Properties 50
- 2.3.24 Filled-Hole Compression 2 Properties 51
- 2.3.25 Filled-Hole Compression 3 Properties 52
- 2.3.26 Single Shear Bearing 1 Properties..... 53
- 2.3.27 Single Shear Bearing 2 Properties..... 54
- 2.3.28 Single Shear Bearing 3 Properties..... 55
- 2.3.29 Compression after Impact Properties 56
- 2.3.30 Interlaminar Tension Properties..... 57
- 3. Individual Test Charts 58
 - 3.1 Warp Tension Properties 59
 - 3.2 Fill Tension Properties 60
 - 3.3 Warp Compression Properties 61
 - 3.4 Fill Compression Properties 62
 - 3.5 In-Plane Shear Properties..... 63
 - 3.6 Unnotched Tension 1 Properties..... 65
 - 3.7 Unnotched Tension 2 Properties..... 66
 - 3.8 Unnotched Tension 3 Properties..... 67
 - 3.9 Unnotched Compression 1 Properties 68
 - 3.10 Unnotched Compression 2 Properties 69
 - 3.11 Unnotched Compression 3 Properties 70
 - 3.12 Laminate Short Beam Shear Properties 71
 - 3.13 Lamina Short Beam Strength Properties 71
 - 3.14 Open Hole Tension 1 Properties..... 72
 - 3.15 Open Hole Tension 2 Properties..... 72
 - 3.16 Open Hole Tension 3 Properties..... 73
 - 3.17 Filled-Hole Tension 1 Properties..... 73
 - 3.18 Filled-Hole Tension 2 Properties..... 74
 - 3.19 Filled-Hole Tension 3 Properties..... 74
 - 3.20 Open Hole Compression 1 Properties 75
 - 3.21 Open Hole Compression 2 Properties 75
 - 3.22 Open Hole Compression 3 Properties 76
 - 3.23 Filled-Hole Compression 1 Properties 76
 - 3.24 Filled-Hole Compression 2 Properties 77
 - 3.25 Filled-Hole Compression 3 Properties 77
 - 3.26 Single Shear Bearing Strength 1 Properties 78
 - 3.27 Single Shear Bearing Strength 2 Properties 78
 - 3.28 Single Shear Bearing Strength 3 Properties 79
 - 3.29 Compression Strength After Impact 1 Properties..... 79
 - 3.30 Interlaminar Tension Properties 80
- 4. Raw Data 81
 - 4.1 Warp Tension Properties 81
 - 4.2 Fill Tension Properties 87
 - 4.3 Warp Compression Properties..... 93
 - 4.4 Fill Compression Properties 101
 - 4.5 In-Plane Shear Properties..... 109

- 4.6 Unnotched Tension 1 Properties..... 118
- 4.7 Unnotched Tension 2 Properties..... 124
- 4.8 Unnotched Tension 3 Properties..... 130
- 4.9 Unnotched Compression 1 Properties 136
- 4.10 Unnotched Compression 2 Properties 140
- 4.11 Unnotched Compression 3 Properties 144
- 4.12 Laminate Short Beam Strength Properties 148
- 4.13 Lamina Short Beam Strength Properties 152
- 4.14 Open Hole Tension 1 Properties..... 160
- 4.15 Open Hole Tension 2 Properties..... 166
- 4.16 Open Hole Tension 3 Properties..... 172
- 4.17 Filled-Hole Tension 1 Properties..... 178
- 4.18 Filled-Hole Tension 2 Properties..... 184
- 4.19 Filled-Hole Tension 3 Properties..... 190
- 4.20 Open Hole Compression 1 Properties 196
- 4.21 Open Hole Compression 2 Properties 200
- 4.22 Open Hole Compression 3 Properties 204
- 4.23 Filled-Hole Compression 1 Properties 208
- 4.24 Filled-Hole Compression 2 Properties 212
- 4.25 Filled-Hole Compression 3 Properties 216
- 4.26 Single Shear Bearing 1 Properties..... 220
- 4.27 Single Shear Bearing 2 Properties..... 224
- 4.28 Single Shear Bearing 3 Properties..... 228
- 4.29 Compression Strength After Impact 1 Properties..... 232
- 4.30 Interlaminar Tension Properties 234
- 5. Additional Compression after Impact data 240
- 6. Stress vs. Strain Curve 241
 - 6.1 Warp Compression – RTD..... 241
 - 6.2 Fill Compression – RTD..... 241
 - 6.3 In-Plane Shear – RTD..... 242
 - 6.4 Unnotched Compression (Quasi Isotropic) – RTD 242
 - 6.5 Unnotched Compression (Soft) – RTD 243
 - 6.6 Unnotched Compression (Hard) – RTD 243
- 7. FLUID SENSITIVITY COMPARISON 244
- 8. MOISTURE CONDITIONING CHARTS 247
 - 8.1 In-Plane Shear Properties – Thinnest Panel..... 247
 - 8.2 Lamina Short Beam Shear Properties – Thickest Panel 248
- 9. DMA Results 249
 - 9.1 DMA Wet Batch A 251
 - 9.2 DMA Dry Batch A..... 252
- 10. Physical Test Results..... 253
- 11. Deviations 254

List of Tables

Table 1-1: Lamina Level Test Matrix 16
Table 1-2: Laminate Level Test Matrix 18
Table 1-3: Physical Testing Matrix 18
Table 1-4: Fluid Sensitivity Matrix 23
Table 2-1: Lamina Summary Data 26
Table 2-2: Laminate Summary Data..... 27
Table 8-1: DMA Wet Results 249
Table 8-2: DMA Dry Results..... 250

List of Figures

Figure 1-1: Specimen Selection Methodology 13
Figure 1-2: Specimen Traceability Line 14

1. Introduction

1.1 Scope

The test methods and results described in this document are intended to provide basic composite properties essential to most methods of analysis and are consistent with MIL-HDBK-17-1F (currently known as CMH-17 Rev G)—Composite Materials Handbook for Polymer Matrix Composites. This report contains material property data of common usefulness to wide range of projects. The lamina and laminate material property data have been generated with FAA oversight through FAA Special Project Number SP4745WI-Q and also meet the requirements of NCAMP Standard Operating Procedure NSP 100; the test panels, test specimens, and test setups have been conformed by the FAA and the testing has been witnessed by the FAA. However, the data may not fulfill all the needs of any specific company's programs; specific properties, environments, laminate architecture, and loading situations may require additional testing.

The use of NCAMP material and process specifications do not guarantee material or structural performance. Material users should be actively involved in evaluating material performance and quality including, but not limited to, performing regular purchaser quality control tests, performing periodic equivalency/additional testing, participating in material change management activities, conducting statistical process control, and conducting regular supplier audits.

The applicability of NCAMP material property data, material allowables, and specifications must be evaluated on case-by-case basis by aircraft companies and certifying agencies. NCAMP assumes no liability whatsoever, expressed or implied, related to the use of the material property data, material allowables, and specifications.

This report contains material property data only. Statistical analysis of the data including the calculations of b-basis values is given in a separate report, TCAC 12k HTS40 F13 SFP OSI (193gsm)/TC250 42% fabric prepreg Qualification Statistical Analysis Report NCP-RP-2010-076 N/C. The qualification material was procured to NCAMP Material Specification NMS 688/2 Rev B dated July 29, 2008. The qualification test panels were cured in accordance with NCAMP Process Specification NPS 81688 Rev C dated July 29 2008. The panels were fabricated at Advanced Composites Technologies, 345 Coney Island Dr., Sparks NV 89431. The NCAMP Test Plan NTP 6888Q2 Rev B dated July 29, 2008 was used for this qualification program.

Part fabricators that wish to utilize the material property data, allowables, and specifications may be able to do so by demonstrating the capability to reproduce the original material properties; a process known as equivalency. More information about this equivalency process including the test statistics and its limitations can be found in Section 6 of DOT/FAA/AR-03/19 and Section 8.4.1 of MIL-HDBK-17-1F (currently known as CMH-17 Rev G). The applicability of equivalency process must be evaluated on program-by-program basis by the applicant and certifying agency. The applicant and

certifying agency must agree that the equivalency test plan along with the equivalency process described in Section 6 of DOT/FAA/AR-03/19 and Section 8.4.1 of MIL-HDBK-17-1F (currently known as CMH-17 Rev G) are adequate for the given program.

Aircraft companies should not use the data published in this report without specifying NCAMP Material Specification NMS 688/2. NMS 688/2 may have additional requirements that are listed in its prepreg process control document (PCD), fiber specification, fiber PCD, and other raw material specifications and PCDs which impose essential quality controls on the raw materials and raw material manufacturing equipment and processes. *Aircraft companies and certifying agencies should assume that the material property data published in this report is not applicable when the material is not procured to NMS 688/2.* NMS 688/2 is a free, publicly available, non-proprietary aerospace industry material specification.

The data in this report is intended for general distribution to the public, either freely or at a price that does not exceed the cost of reproduction (e.g. printing) and distribution (e.g. postage).

1.2 Symbols Used

ν_{12}^t	major Poisson's ratio, tension
$\mu\epsilon$	micro-strain
E_1^c	compressive modulus, longitudinal / warp direction
E_1^t	tensile modulus, longitudinal / warp direction
E_2^c	compressive modulus, transverse / fill direction
E_2^t	tensile modulus, transverse / fill direction
F_1^{cu}	ultimate compressive strength, longitudinal / warp direction
F_1^{tu}	ultimate tensile strength, longitudinal / warp direction
F_2^{cu}	ultimate compressive strength, transverse / fill direction
F_2^{tu}	ultimate tensile strength, transverse / fill direction
SBS	short beam strength
ν_{12}^c	major Poisson's Ratio, compression
ν_{21}^c	minor Poisson's Ratio, compression
$F_{12}^{s5\% \text{ strain}}$	in-plane shear strength at 5% strain
$F_{12}^{s0.2\%}$	in-plane shear strength at 0.2% offset
G_{12}^s	in-plane shear modulus

Superscripts

c	compression
cu	compression ultimate
s	shear
su	shear ultimate
t	tension
tu	tension ultimate

Subscripts

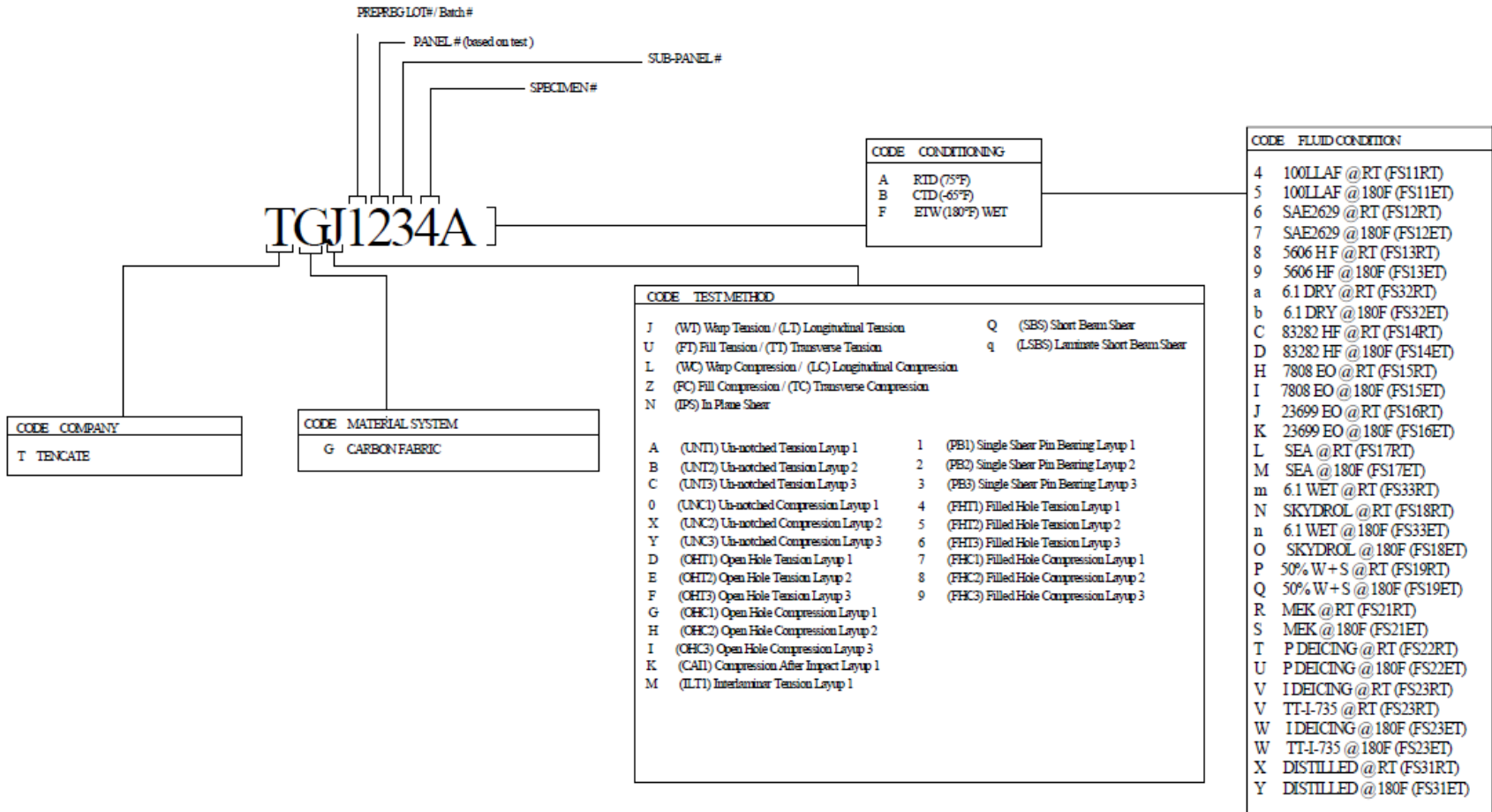
- 1 – axis; longitudinal / warp direction
(parallel to warp direction of reinforcement)
- 2 – axis; transverse / fill direction
(parallel to fill direction of reinforcement)
- 12; in-plane

Acronyms and Definitions

ASTM	American Society for Testing and Materials
B – Basis	95% lower confidence limit on the tenth population percentile
CV	Coefficient of variation
CTD	cold temperature dry
CPT	cured ply thickness
ETD	elevated temperature dry
ETW	elevated temperature wet
Gr/Ep	graphite/epoxy
norm	normalized
RTD	room temperature dry
SACMA	Suppliers of Advanced Composite Materials Association
SRM	SACMA Recommended Method
Tply	thickness divided by the number of plies provides the thickness average per specimen
wet	specimen with an “equilibrium” moisture content
T, RH	temperature, relative humidity

1.3 NIAR– TenGate Naming Format

SPECIMEN NAMING FORMAT



1.4 References

ASTM Standards

All testing was in accordance with nationally recognized standards, methods and procedures. Specific mechanical property test methods applicable to the test program in this document include:

ASTM D2344/D2344M-00(2006) – Standard Test Method for Short-Beam Strength of Polymer Matrix Composite Materials and Their Laminates

ASTM D3039/D3039M-00(2006) – Standard Test Method for Tensile Properties of Polymer Matrix Composite Materials

ASTM D3518/D3518M-94(2007) – Standard Test Method for In-Plane Shear Response of Polymer Matrix Composite Materials by Tensile Test of a $\pm 45^\circ$ Laminate In-Plane Shear Strength and Modulus

ASTM D5766/D5766M-02a – Standard Test Method for Open Hole Tensile Strength of Polymer Matrix Composite Laminates

ASTM D5961/D5961M-05e1 – Standard Test Method for Bearing Response of Polymer Matrix Composite Laminates

ASTM D6415-06ae1 – Standard Test Method for Measuring the Curved Beam Strength of a Fiber-Reinforced Polymer-Matrix Composite

ASTM D6484/D6484M-04 – Standard Test Method for Open-Hole Compressive Strength of Polymer Matrix Composite Laminates

ASTM D6641/D6641M-01e1 – Standard Test Method for Determining the Compressive Properties of Polymer Matrix Composite Laminates Using a Combined Loading Compression (CLC) Test Fixture

ASTM D6742/D6742M-02 – Standard Practice for Filled-Hole Tension and Compression Testing of Polymer Matrix Composite Laminates

ASTM D7136/D7136M-05e1 – Standard Test Method for Measuring the Damage Resistance of a Fiber-Reinforced Polymer Matrix Composite to a Drop-Weight Impact Event

ASTM D7137/D7137M-05e1 – Standard Test Method for Compressive Residual Strength Properties of Damaged Polymer Matrix Composite Plates

1.5 Methodology

1.5.1 Process Definition

For each combination of test, batch and condition, the specimens were selected from minimum two separate panels cured separately as shown in Figure 1-1 unless otherwise specified.

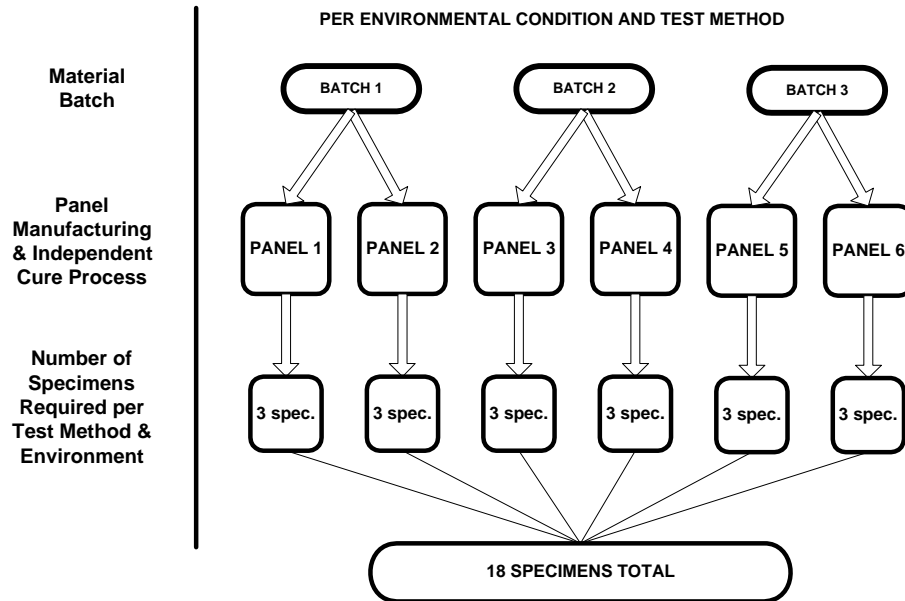


Figure 1-1: Specimen Selection Methodology

All panels were fabricated in accordance with TenCate process specification NPS 81688 HTS TC250.

In order to facilitate individual specimen trace ability, individual specimen numbering and/or skewed lines were written or drawn across each sub-panel as shown in Figure 1-2.

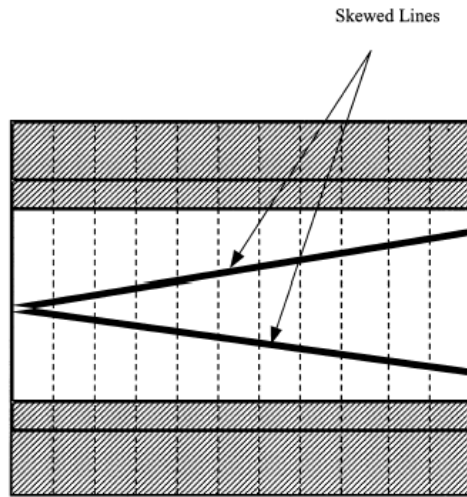


Figure 1-2: Specimen Traceability Line

For the single shear bearing tests, the ASTM D5961 was used with one of the pairs of specimens replaced by a steel fixture. The configuration is shown in Figure 1-3 below. Thickness of specimen fixture used was 0.685”.

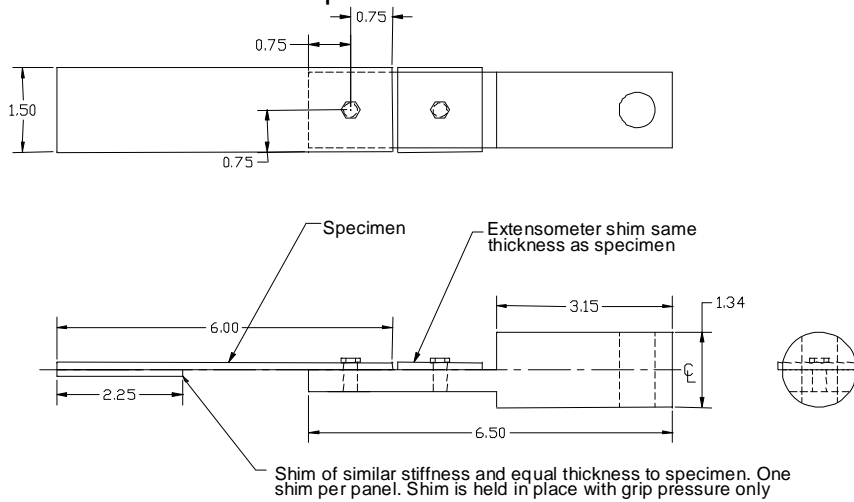


Figure 1-3: Modified ASTM D5961 (Single Shear Bearing) Specimen and Loading Arrangement

1.5.2 Specimen & Testing Details

1.5.2.1 Tabbings

No tabs were used for this material system.

1.5.2.2 Specimen Dimensions & Test Configuration

For filled-hole and bearing tests, the hole diameter was 0.25 in $-0.000 +0.003$ in. For filled-hole tension tests, the fasteners were installed to 85 ± 5 in-lb. For filled-hole compression and bearing tests, the fasteners were installed to 30 ± 5 in-lb. Fasteners were installed after moisture conditioning.

Unless otherwise specified, a tolerance of $\pm 5^\circ\text{F}$ applied to all temperature conditions specified in this document.

For filled-hole and bearing tests, the hole diameter was 0.25 in $-0.000 +0.003$ in. The following fasteners were used:

- 1) NASM14181-04004 bolts with MS14182 nuts and MS14183 washers for FHT and FHC
- 2) NASM 21297-04013 bolts with MS 21084 nuts and MS21206 washers for SSB
- 3) NASM 21296 bolts with MS21085 nuts and MS21299 washers

1.5.3 Test Matrix

The tables below show the lay-ups and test matrices used for lamina and laminate level testing.

Layup (warp direction)	Test Type and Direction	Property	Number of Batches x Number of Panels x Number of Test Specimens			
			Test Temperature/Moisture Condition			
			CTD	RTD	ETD	ETW
[0] ₁₂	ASTM D3039 Warp Tension	Strength, Modulus, and Poisson's Ratio	3x2x3	3x2x3		3x2x3
[0] ₁₂	ASTM D6641 Warp Compression (Note 1)	Strength and Modulus	3x2x3	3x2x3	3x2x3	3x2x3
[90] ₁₂	ASTM D3039 Fill Tension	Strength and Modulus	3x2x3	3x2x3		3x2x3
[90] ₁₂	ASTM D6641 Fill Compression (Note 1)	Strength and Modulus	3x2x3	3x2x3	3x2x3	3x2x3
[45/-45] _{2s}	ASTM D3518 In- Plane Shear	Strength and Modulus	3x2x3	3x2x3		3x2x3
[0] ₃₂	ASTM D2344 Short Beam	Strength	3x2x3	3x2x3	3x2x3	3x2x3

Table 1-1: Lamina Level Test Matrix

Table 1-2 below summarizes the laminate level tests carried out. The layup angles 0°, 45°, -45°, and 90° refer to the orientation of the warp/longitudinal fiber direction. The laminate stacking sequences in this program are not specific to any design. Therefore, careful consideration should be given to the validity of properties derived from this program based on the design specific laminates in a structure to be certified.

Table 1-2 also emphasizes those properties and test condition combinations believed to constitute the worst case, which in general is cold dry for tension and hot wet for compression and other matrix dominated properties.

(% 0°/% ±45°/% 90°) Actual Test Type	Test Type and Layup (5)	Property	Number of Batches x Number of Panels x Number of Test Specimens		
			Test Temperature/Moisture Condition		
			CTD	RTD	ETW
(25/50/25 - QI) UNT1	ASTM D3039 Un-notched Tension [45/0/-45/90]2S	Strength & modulus	3x2x3	3x2x3	3x2x3
(10/80/10) UNT2	ASTM D3039 Un-notched Tension [45/-45/0/45/-45/45/-45/90/45/-45]S	Strength & modulus	3x2x3	3x2x3	3x2x3
(40/20/40) UNT3	ASTM D3039 Un-notched Tension [0/90/0/45/90/0/90/-45/90/0/90/45/0/90/0]	Strength & modulus	3x2x3	3x2x3	3x2x3
(25/50/25 - QI) UNC1	ASTM D6641 Un-notched Compression (4) [45/0/-45/90]2S	Strength & modulus		3x2x3	3x2x3
(10/80/10) UNC2	ASTM D6641 Un-notched Compression (4) [45/-45/0/45/-45/45/-45/90/45/-45]S	Strength & modulus		3x2x3	3x2x3
(40/20/40) UNC3	ASTM D6641 Un-notched Compression (4) [0/90/45/0/90/0/90/-45/0/90]S	Strength & modulus		3x2x3	3x2x3
(25/50/25 - QI) SBS1	ASTM D2344 Short Beam (specimens may be taken from panels designed for (25/50/25 - QI) CAI1)	Strength		3x2x3	3x2x3
(25/50/25 - QI) OHT1	ASTM D5766 Open Hole Tension (1) [45/0/-45/90]2S	Strength	3x2x3	3x2x3	3x2x3
(10/80/10) OHT2	ASTM D5766 Open Hole Tension (1) [45/-45/0/45/-45/45/-45/90/45/-45]S	Strength	3x2x3	3x2x3	3x2x3
(40/20/40) OHT3	ASTM D5766 Open Hole Tension (1) [0/90/0/45/90/0/90/-45/90/0/90/45/0/90/0]	Strength	3x2x3	3x2x3	3x2x3
(25/50/25 - QI) FHT1	ASTM D6742 Filled Hole Tension (2) [45/0/-45/90]2S	Strength	3x2x3	3x2x3	3x2x3
(10/80/10) FHT2	ASTM D6742 Filled Hole Tension (2) [45/-45/0/45/-45/45/-45/90/45/-45]S	Strength	3x2x3	3x2x3	3x2x3
(40/20/40) FHT3	ASTM D6742 Filled Hole Tension (2) [0/90/0/45/90/0/90/-45/90/0/90/45/0/90/0]	Strength	3x2x3	3x2x3	3x2x3
(25/50/25 - QI) OHC1	ASTM D6484 Open Hole Compression (1)(4) [45/0/-45/90/45/0/-45/90/-45/90]S	Strength		3x2x3	3x2x3
(10/80/10) OHC2	ASTM D6484 Open Hole Compression (1)(4) [45/-45/0/45/-45/45/-45/90/45/-45]S	Strength		3x2x3	3x2x3
(40/20/40) OHC3	ASTM D6484 Open Hole Compression (1)(4) [0/90/45/90/0/0/90/-45/90/0]S	Strength		3x2x3	3x2x3
(25/50/25 - QI) FHC1	ASTM D6484 Filled Hole Compression (2) [45/0/-45/90/45/0/-45/90/-45/90]S	Strength		3x2x3	3x2x3
(10/80/10) FHC2	ASTM D6484 Filled Hole Compression (2) [45/-45/0/45/-45/45/-45/90/45/-45]S	Strength		3x2x3	3x2x3
(40/20/40) FHC3	ASTM D6484 Filled Hole Compression (2) [0/90/45/90/0/0/90/-45/90/0]S	Strength		3x2x3	3x2x3
(25/50/25 - QI) SSB1	ASTM D5961 Single Shear Bearing (3) (6) [45/0/-45/90]S	Strength		3x2x3	3x2x3
(10/80/10) SSB2	ASTM D5961 Single Shear Bearing (3) (6) [45/-45/90/45/-45]S	Strength		3x2x3	3x2x3
(40/20/40) SSB3	ASTM D5961 Single Shear Bearing (3) (6) [0/90/45/0/90]S	Strength		3x2x3	3x2x3
(50/0/50) ILT	ASTM D6415 Interlaminar Tension [0]21	Strength	1x1x6	1x1x6	1x1x6
(25/50/25 - QI) CAI1	ASTM D7136 & D7137 Compression After Impact (1500 in.lb/in) [45/0/-45/90]3S	Strength		1x1x6	

(1) Open-hole configuration: 0.25" hole diameter, 1.5 inch width.

(2) Filled-hole test configuration: 0.25" diameter, see section 2 for fastener callout, 1.5" width.

- (3) Single shear bearing test configuration: 0.25: hole diameter, 1.5" width, see section 2 for fastener callout, e/D=3
- (4) Back-to-back strain gages were used on the first two specimens of each environment. If no buckling was observed, the remaining modulus specimens required strain gage. on one side of the specimens only. Appropriate extensometer may have been used in place of the strain gage.
- (5) Loading direction is generally along the 0-degree direction.
- (6) Use modified ASTM D5961 per Figure 1-3.

(Note that the layup numbers 1, 2 and 3 correspond to those designated as "quasi isotropic," "soft" and "hard" respectively. In addition, the 0°/90° cross-plyed laminates used for the unidirectional materials only are designated "Layup 0").

Table 1-2: Laminate Level Test Matrix

1.5.4 Physical Testing

The properties in Table 1-3 were determined for each panel used for test coupons with the exception of Tg by DMA which were conducted on one laminate per batch from each oven cure conducted where that batch is present. The tests were performed by the National Institute for Aviation Research (NIAR) Composites Laboratory under the supervision of NCAMP.

Property	Condition/Method (Note 1)	Min Replicates per panel
Cured Ply Thickness	ASTM D3171-06	All data from mechanical test specimens
Laminate Density	ASTM D792-00	3
Fiber Volume, % by Volume	ASTM D3171-06 (Note 2)	3
Resin Content, % by Weight	ASTM D3171-06(Note 2)	3
Ultrasonic Through Transmission, C-Scan	MIL-HDBK-787A (Note 3)	1
Glass Transition Temperature, Tg by DMA or RDA	Dry and Wet – SACMA SRM 18R-94	1 Dry, 1 Wet (Note 4)

- Notes
- 1: Where the applicable standard allows variations in specimen form or test method, the specific parameters used were specified in the PMC Data Collection Template..
 - 2: Method II, except for laminates of materials where actual fiber weight is not known accurately prior to impregnation, as in the case for unidirectional materials. For these materials, in order to verify Method II is accurate, a minimum of 12 samples per batch were tested by Method I, Procedure B.
 - 3: Five MHz was used for solid laminates. Panels with anomaly were segregated. Microscopy images may have been taken from questionable areas. NCAMP was involved in the review of all the C-scans.
 - 4: Minimum total of 24 dry and 24 wet for each material system.

Table 1-3: Physical Testing Matrix

1.5.5 Environmental Conditioning

The following tests were performed by the NIAR Composites Laboratory under the supervision of NCAMP.

Test environments are defined as:

CTD = $-65\pm 5^{\circ}\text{F}$, dry

RTD = $70\pm 10^{\circ}\text{F}$, room temperature dry

ETD = $180\pm 5^{\circ}\text{F}$, dry

ETW = $180\pm 5^{\circ}\text{F}$, wet (equilibrium moisture content)

Within each test method and test environment, the failure mode was evaluated immediately after each test by an FAA DER. All tested specimens were digitally photographed after each test in order to pictorially document failure modes. Representative photos are included in the CD accompanying this report.

For dry testing, specimens were dried at $160^{\circ}\text{F}\pm 5^{\circ}\text{F}$ for 120 to 130 hours. After drying, specimens were kept in a desiccator until mechanical testing. Alternatively, the specimens may have been left ambient laboratory condition for a maximum of 14 days until mechanical testing (no drying was required if specimens were tested within 14 days from the date they were cured). Ambient laboratory condition is defined as $70^{\circ}\text{F}\pm 10^{\circ}\text{F}$. Since moisture absorption and desorption rate for epoxy is very slow at ambient temperature, there was no requirement to maintain relative humidity levels.

For wet conditioning, specimens were dried at $160^{\circ}\text{F}\pm 5^{\circ}\text{F}$ for 120 to 130 hours before being conditioned to equilibrium at $160^{\circ}\text{F}\pm 5^{\circ}\text{F}$ and $85\% \pm 5\%$. Effective moisture equilibrium was achieved when the average moisture content of the traveler specimen changed by less than 0.05% for three consecutive readings which are 7 ± 0.5 days apart and may be expressed by:

$$\frac{W_i - W_{i-1}}{W_b} < 0.0005$$

where: W_i = weight at current time
 W_{i-1} = weight at previous time
 W_b = baseline weight prior to conditioning

When representative specimens could not be measured to determine the moisture content (due to size, fastener and tab effects), traveler coupons of at least 1" by 1" by specimen thickness and weighing at least 5 grams were used to establish weight gain measurements. If the specimens or traveler coupons pass the criteria for three consecutive readings which are 7 ± 0.5 days apart, the specimens were kept in the environmental chamber for up to an additional 60 days. Alternatively, the specimens may have been removed from the environmental chamber and placed in a sealed

plastic bag along with a moist cotton towel for a maximum of 14 days until mechanical testing. Strain-gaged specimens were removed from the controlled environment for a maximum of 2 hours for application of gages in ambient laboratory conditions.

1.5.6 Non-ambient Testing

The chamber was of adequate size so that all test fixtures and load frame grips were contained within the chamber.

For elevated temperature testing, the temperature chamber, test fixture, and grips were preheated to the specified temperature. Each specimen was heated to the required test temperature as verified by a thermocouple in direct contact with and taped to the specimen gage section. The heat-up time of the specimen did not exceed 5 minutes, unless otherwise specified in individual test summary sheets. The test was started 2^{+1}_{-0} minutes after the specimen reached the test temperature. During the test, the temperature, as measured on the specimen, was within $\pm 5^\circ\text{F}$ of the required test temperature.

For subzero temperature testing, each specimen was cooled to the required test temperature as verified by a thermocouple in direct contact with and taped to the specimen gage section. The test started 5^{+1}_{-0} minutes after the specimen reached the test temperature. During the test, the temperature, as measured on the specimen, was within $\pm 5^\circ\text{F}$ of the required test temperature.

1.5.7 Fluid Sensitivity Screening

Table 1-4 lists the requirements for fluid sensitivity screening, which requires ASTM D2344 Short Beam Strength testing on $[0^\circ]_{34}$ lamina level specimens dried at $160^\circ\text{F}\pm 5^\circ\text{F}$ for 120 to 130 hours before being subjected to the conditions indicated, five replicates per fluid and one cure cycle. Specimens were cleaned with a dry towel prior to the tests. In addition to short beam strength, load versus displacement curves were plotted to aid in the identification of matrix/resin softening. Since load versus displacement curves are influenced by test machine and fixture compliance, all the tests were performed with the identical machine and fixture, through a single setup. Experience suggests that for the vast majority of epoxy resins, water is the fluid with the most deleterious effect on properties. Should screening tests for fluid sensitivity indicate this to be the case, further testing of this type might be unnecessary since exposure to water moisture to equilibrium level is an inherent part of the multi batch allowables test program. However, users must evaluate the applicability of the exposure conditions and time on case-by-case basis. For example, the exposure condition for jet fuel may not fully represent the condition of integral fuel tanks.

<u>Extended Contact:</u>	Exposure	Test Condition	Code
100 Low Lead Aviation Fuel	90 days min. @ 70°F±10°F	70°F	FS11RT
	90 days min. @ 70°F±10°F	180°F	FS11ET
SAE AMS 2629 Jet Reference Fluid	90 days min. @ 70°F±10°F	70°F	FS12RT
	90 days min. @ 70°F±10°F	180°F	FS12ET
MIL-PRF-5606 Hydraulic Oil	90 days min. @ 70°F±10°F	70°F	FS13RT
	90 days min. @ 70°F±10°F	180°F	FS13ET
MIL-PRF-83282 Hydraulic Oil	90 days min. @ 70°F±10°F	70°F	FS14RT
	90 days min. @ 70°F±10°F	180°F	FS14ET
MIL-PRF-7808 Engine Oil	90 days min. @ 70°F±10°F	70°F	FS15RT
	90 days min. @ 70°F±10°F	180°F	FS15ET
MIL-PRF-23699, Class STD Engine Oil	90 days min. @ 70°F±10°F	70°F	FS16RT
	90 days min. @ 70°F±10°F	180°F	FS16ET
Salt Water	90 days min. @ 70°F±10°F	70°F	FS17RT
	90 days min. @ 70°F±10°F	180°F	FS17ET
Skydrol LD-4 (SAE AS1241, Type IV, Class 1)	90 days min. @ 70°F±10°F	70°F	FS18RT
	90 days min. @ 70°F±10°F	180°F	FS18ET
50% Water with 50% Skydrol LD-4 (SAE AS1241, Type IV, Class 1)	90 days min. @ 70°F±10°F	70°F	FS19RT
	90 days min. @ 70°F±10°F	180°F	FS19ET
<u>Short Duration Contact:</u>			
MEK washing fluid. ASTM D740	90 minutes min. @ 70°F±10°F	70°F	FS21RT
	90 minutes min. @ 70°F±10°F	180°F	FS21ET
Polypropylene Glycol Deicer (Type I) Mil-A-824 3	90 minutes min. @ 70°F±10°F	70°F	FS22RT
	90 minutes min. @ 70°F±10°F	180°F	FS22ET
Isopropyl Alcohol Deicing Agent (TT-I-735)	48±4 hours @70°F±10°F	70°F	FS23RT
	48±4 hours @70°F±10°F	180°F	FS23ET
<u>Control Tests:</u>			
Distilled Water	90 days min. at 70°F±10°F	70°F	FS31RT
	90 days min. at 70°F±10°F	180°F	FS31ET
Dry	Dry per section 6.1	70°F	FS32RT
	Dry per section 6.1	180°F	FS32ET
85% Relative Humidity	Per section 6.1	70°F	FS33RT
	Per section 6.1	180°F	FS33ET

Table 1-4: Fluid Sensitivity Matrix

1.5.8 Normalization Procedures

Most lamina level tension and compression strength and modulus properties, and all laminate level properties were normalized according to nominal cured ply thickness. Lamina level properties that were not normalized include 90° tensile strength and modulus (unidirectional only), 90° compressive strength and modulus (unidirectional only), in-plane shear strength and modulus, Poisson's ratio, SBS, and ILT. After normalizing, data scatter reduced or remained the same. If data scatter increased significantly after normalizing, the reason was investigated. Wherever properties are normalized, both measured and normalized data were reported.

The average cured ply thickness of 0.0085 inch has been used as the nominal cured ply thickness (CPT) for normalization purpose. The following normalization formula was used:
Normalized Value = Measured Value x Measured CPT / Nominal CPT.

1.5.9 Conformity

The 3-batch qualification panels have been fabricated according to the requirements of the test plan and conformed by the FAA. The test specimens and test setups have also been conformed by the FAA.

Testing was witnessed by the FAA. Witnessing was delegated to a DER. Mechanical testing was carried out at the National Institute for Aviation Research, Wichita State University. The test setup and procedures were reviewed by NCAMP IAB and NCAMP staff during a facility audit. FAA conformity inspection records and approvals are included in the CD accompanying this report.

1.5.10 Material Pedigree Information

The PMC Data Collection Template includes the material pedigree information required, such as material and batch information, as well as panel fabrication record, environmental conditioning, test equipment, and test procedures. This template in Microsoft Excel file format is included on the CD provided with this report.

2 Test Results

2.1 Lamina Level Test Summary

Prepreg Material:	TCAC12k HTS SFP OSI/TC250 42% fabric prepreg NMS 688/2 Material Specification		Tencate 12K Fabric Lamina Properties Summary					
Fiber:	HTS40 F13 12k 800 tex	Resin:			TC250			
Tg(dry):	259.26°F	Tg(wet):	198.49°F	Tg METHOD: DMA (SRM 18R-94)				
PROCESSING:	NPS 81688 "C" Cure Cycle							
Date of fiber manufacture	Lot # 1 April 2007, Lot # 2 August 2007, Lot # 3 June 2008		Date of testing	9/30/2009 to 9/22/2010				
Date of resin manufacture	Lot # 1 8/4/08, Lot # 2 8/13/08, Lot # 3 1/6/09		Date of data submittal	August 2010				
Date of prepreg manufacture	Lot # 18/12/08, Lot # 2 8/13/08, Lot # 3 1/7/09							
Date of composite manufacture	November 2008 - June 2009							
LAMINA MECHANICAL PROPERTY SUMMARY Data reported as: Normalized & Measured (Normalized by CPT= .0085 inch)								
	CTD Mean		RTD Mean		ETD Mean		ETW Mean	
	Normalized	Measured	Normalized	Measured	Normalized	Measured	Normalized	Measured
F_1^{tu} (ksi)	129.00	127.21	130.41	126.33	---	---	135.15	132.02
E_1^t (Msi)	8.76	8.62	8.94	8.66	---	---	8.85	8.64
ν_{12}^t	---	0.039	---	0.040	---	---	---	0.042
F_2^{tu} (ksi)	121.60	117.07	125.98	121.76	---	---	128.42	128.63
E_2^t (Msi)	8.71	8.39	8.88	8.58	---	---	8.75	8.76
F_1^{cu} (ksi)	102.29	102.36	101.26	100.14	84.41	82.77	64.80	66.25
E_1^c (Msi)	7.51	7.52	8.12	8.02	7.90	7.72	7.88	8.06
ν_{12}^c	---	0.045	---	0.051	---	0.045	---	0.054
F_2^{cu} (ksi)	100.90	101.38	91.91	89.96	75.25	71.96	61.22	61.82
E_2^c (Msi)	7.73	7.79	8.23	8.04	7.75	7.39	7.96	8.01
ν_{21}^c	---	0.059	---	0.049	---	0.041	---	0.042
$F_{12}^{s5\%strain}$ (ksi)	---	13.72	---	9.87	---	---	---	5.08
$F_{12}^{s0.2\%}$ (ksi)	---	7.69	---	5.72	---	---	---	3.10
G_{12}^s (Msi)	---	0.60	---	0.52	---	---	---	0.32
SBS (ksi)	---	10.44	---	9.36	---	6.77	---	4.36

Table 2-1: Lamina Summary Data

2.2 Laminate Level Test Summary

Prepreg Material:		TCAC12k HTS SFP OSI/TC250 42% fabric prepreg NMS 688/2 Material Specification				Tencate 12K Fabric Laminate Properties Summary	
Fiber	HTS40 F13 12k 800 tex	Resin	TC250				
Tg(dry)	259.26°F	Tg(wet)	198.49°F		Tg METHOD	DMA (SRM 18R-94)	
PROCESSING:		NPS 81688 "C" Cure Cycle					
Date of fiber manufacture		Lot # 1 April 2007, Lot # 2 August 2007, Lot # 3 June 2008			Date of testing		9/30/2009 to 9/22/2010
Date of resin manufacture		Lot # 1 8/4/08, Lot # 2 8/13/08, Lot # 3 1/6/09			Date of data submittal		August 2010
Date of prepreg manufacture		Lot # 18/12/08, Lot # 2 8/13/08, Lot # 3 1/7/09					
Date of composite manufacture		November 2008 - June 2009					
LAMINATE MECHANICAL PROPERTY SUMMARY Data reported as: Normalized & Measured (Normalized by CPT= .0085 inch)							
Layup:		25/50/25		10/80/10		40/20/40	
	Test Condition	Normalized	Measured	Normalized	Measured	Normalized	Measured
OHT Strength (ksi)	CTD	48.65	47.09	43.36	41.86	55.09	54.05
	RTD	49.32	46.76	40.16	38.55	57.11	55.05
	ETW	52.08	50.02	31.92	30.66	67.11	65.50
OHC Strength (ksi)	RTD	43.48	41.98	35.05	33.97	46.73	45.12
	ETW	28.65	27.98	23.92	23.42	32.38	31.59
UNT Strength (ksi)	CTD	91.10	89.02	57.86	56.48	112.04	110.38
	RTD	89.54	86.02	55.87	54.00	116.03	113.07
	ETW	88.23	86.40	45.16	44.39	106.21	104.54
Modulus (msi)	CTD	6.15	6.01	4.03	3.93	7.77	7.65
	RTD	6.10	5.85	3.95	3.82	7.86	7.66
	ETW	5.82	5.70	3.43	3.37	7.70	7.58
UNC Strength (ksi)	RTD	83.05	81.97	51.56	51.10	86.42	85.18
	ETW	50.82	51.84	28.73	29.17	61.90	62.48
Modulus (msi)	RTD	5.81	5.74	3.82	3.78	7.35	7.25
	ETW	5.52	5.64	3.36	3.41	7.07	7.14
FHT Strength (ksi)	CTD	53.24	51.66	48.34	46.68	58.60	57.02
	RTD	53.25	51.03	44.14	42.03	59.99	57.56
	ETW	52.92	50.78	33.31	31.95	62.27	60.15
FHC Strength (ksi)	RTD	70.82	67.86	50.41	48.68	72.37	70.13
	ETW	45.81	44.37	31.83	30.75	47.83	46.08
LSBS Strength (ksi)	RTD	---	9.30	---	---	---	---
	ETW	---	4.51	---	---	---	---
Ultimate Strength	RTD	114.08	116.88	114.94	122.80	106.38	108.40
	ETW	92.35	91.91	95.22	94.62	83.04	82.80
2% offset Strength Strength (ksi)	RTD	92.14	93.29	92.57	94.99	90.68	93.61
	ETW	76.32	75.68	74.02	73.52	70.65	70.38
ILT Strength (ksi)	CTD	---	4.01	---	---	---	---
	RTD	---	3.82	---	---	---	---
	ETW	---	1.91	---	---	---	---
CAI Strength (ksi)	RTD	23.83	23.06	---	---	---	---

Table 2-2: Laminate Summary Data

2.3 Individual Test Summaries

2.3.1 Warp Tension Properties

Material: TenCate Advanced Composites - TCAC 12k HTS40 / TC250 - 42% RC		Tension, 1-axis Gr/ Ep TCAC 12k HTS40/TC250 - 42% RC PLAIN WEAVE [0]12							
Resin content: 41.16 % wt	Comp. density: 1.207 [g/cc]								
Fiber volume: 49.29 % vol									
Ply count: 12									
Test method: ASTM D3039M-08		Modulus calculation: 1000 to 3000 microstrain							
Normalized by: 0.0085 in. CPT		CTD		RTD		ETW			
Test Temperature [°F]	-65	70		180					
Moisture Conditioning	dry	dry		equilibrium					
Equilibrium at T, RH				160 F,85%					
Source code	TGJX XXXB	TGJX XXXA		TGJX XXXF					
	Normalized	Measured	Normalized	Measured	Normalized	Measured	Normalized	Measured	
F_{1^{tu}} (ksi)	Mean	129.00	127.21	130.41	126.33	135.15	132.02		
	Minimum	110.30	105.39	111.70	106.47	125.54	119.41		
	Maximum	143.11	149.49	145.93	141.51	146.53	146.14		
	C.V.(%)	7.60	9.52	6.92	6.89	4.02	5.48		
	No. Specimens	21		19		23			
	No. Prepreg Lots	3		3		3			
E_{1^t} (Msi)	Mean	8.76	8.62	8.94	8.66	8.85	8.64		
	Minimum	8.52	8.15	8.71	8.34	8.63	8.17		
	Maximum	9.25	9.08	9.80	9.34	9.08	9.22		
	C.V.(%)	1.84	2.57	2.63	2.74	1.30	2.94		
	No. Specimens	21		19		24			
	No. Prepreg Lots	3		3		3			
v₁₂	Mean	0.039		0.040		0.042			
	No. Specimens	11		16		17			
	No. Prepreg Lots	3		3		3			

2.3.2 Fill Tension Properties

Material: TenCate Advanced Composites - TCAC 12k HTS40 / TC250 - 42% RC		Tension, 2-axis Gr/ Ep TCAC 12k HTS40 / TC250 - 42% RC PLAIN WEAVE [90]12						
Resin content: 41.27 % wt	Comp. density: 1.207 [g/cc]							
Fiber volume: 49.36 % vol								
Ply count: 12								
Test method: ASTM D3039M-08		Modulus calculation: 1000 to 3000 microstrain						
Normalized by: 0.0085 in. CPT								
	CTD		RTD		ETW			
Test Temperature [°F]	-65		70		180			
Moisture Conditioning	dry		dry		equilibrium			
Equilibrium at T, RH					160 F,85%			
Source code	TGUX XXXB		TGUX XXXA		TGUX XXXF			
	Normalized	Measured	Normalized	Measured	Normalized	Measured	Normalized	Measured
F₂^{tu} (ksi)	Mean	121.60	117.07	125.98	121.76	128.42	128.63	
	Minimum	95.39	91.02	113.22	109.24	117.41	117.22	
	Maximum	137.55	133.35	139.61	134.47	138.88	143.98	
	C.V.(%)	9.29	9.02	5.98	5.45	4.43	7.00	
	No. Specimens	19		18		20		
	No. Prepreg Lots	3		3		3		
E₂^t (Msi)	Mean	8.71	8.39	8.88	8.58	8.75	8.76	
	Minimum	7.98	7.75	8.38	8.09	8.38	8.19	
	Maximum	9.16	8.88	9.60	9.19	8.99	9.47	
	C.V.(%)	3.05	3.09	3.14	3.11	1.64	4.39	
	No. Specimens	19		19		20		
	No. Prepreg Lots	3		3		3		

2.3.3 Warp Compression Properties

Material: TenCate Advanced Composites - TCAC 12k HTS40 / TC250 - 42% RC		Compression, 1-axis Gr/ Ep TCAC 12k HTS40/ TC250 - 42% RC PLAIN WEAVE [0]12								
Resin content: 38.72 % wt	Comp. density: 1.207 [g/cc]									
Fiber volume: 51.67 % vol										
Ply count: 12										
Test method: ASTM D6641M-09		Modulus calculation: 1000 to 3000 microstrain								
Normalized by: 0.0085 in. CPT		CTD		RTD		ETD		ETW		
Test Temperature [°F]	-65	75		180		180				
Moisture Conditioning	dry	dry		dry		equilibrium				
Equilibrium at T, RH						160 F,85%				
Source code	TGLX XXXB	TGLX XXXA		TGLX XXXG		TGLX XXXF				
	Normalized	Measured	Normalized	Measured	Normalized	Measured	Normalized	Measured	Normalized	Measured
F₁^{cu} (ksi)	Mean	102.29	102.36	101.26	100.14	84.41	82.77	64.80	66.25	
	Minimum	85.03	87.25	93.49	93.56	78.75	77.06	52.21	55.08	
	Maximum	120.29	121.06	109.31	110.23	91.95	88.86	81.72	81.52	
	C.V.(%)	9.94	9.66	4.46	4.96	4.27	4.06	10.94	10.30	
	No. Specimens	20		19		20		23		
No. Prepreg Lots	3		3		3		3			
E₁^c (Msi)	Mean	7.51	7.52	8.12	8.02	7.90	7.72	7.88	8.06	
	Minimum	5.33	5.35	6.89	6.98	6.69	6.49	7.14	7.56	
	Maximum	8.70	9.03	8.79	8.63	8.87	8.73	8.45	8.53	
	C.V.(%)	14.17	14.18	5.69	5.46	7.65	8.10	4.37	3.97	
	No. Specimens	20		25		21		25		
No. Prepreg Lots	3		3		3		3			
v₁₂	Mean	0.045		0.051		0.045		0.054		
	No. Specimens	15		23		20		17		
	No. Prepreg Lots	3		3		3		3		

2.3.4 Fill Compression Properties

Material: TenCate Advanced Composites - TCAC 12k HTS40 / TC250 - 42% RC		Fill Compression, 2-axis Gr/Ep TCAC 12k HTS40 / TC250 - 42% RC PLAIN WEAVE [90]12							
Resin content: 41.73 % wt	Comp. density: 1.207 [g/cc]								
Fiber volume: 48.05 % vol									
Ply count: 12									
Test method: ASTM D6641M-09		Modulus calculation: 1000 to 3000 microstrain							
Normalized by: 0.0085 in. CPT									
	CTD	RTD		ETD		ETW			
Test Temperature [°F]	-65	70		180		180			
Moisture Conditioning	dry	dry		dry		equilibrium			
Equilibrium at T, RH						160 F, 85%			
Source code	TGZX XXXB	TGZX XXXA		TGZX XXXG		TGZX XXXF			
	Normalized	Measured	Normalized	Measured	Normalized	Measured	Normalized	Measured	
F₂^{cu} (ksi)	Mean	100.90	101.38	91.91	89.96	75.25	71.96	61.22	61.82
	Minimum	84.86	81.31	68.22	66.58	54.92	51.41	46.42	44.71
	Maximum	119.01	119.51	107.37	103.85	88.97	85.92	76.37	76.91
	C.V.(%)	11.07	11.44	14.22	14.43	16.14	17.28	12.76	13.64
	No. Specimens	18		21		19		22	
	No. Prepreg Lots	3		3		3		3	
E₂^c (Msi)	Mean	7.73	7.79	8.23	8.04	7.75	7.39	7.96	8.01
	Minimum	6.70	6.74	7.66	7.52	7.10	6.67	7.21	7.46
	Maximum	8.52	8.71	8.60	8.49	8.25	7.97	8.84	9.65
	C.V.(%)	7.38	7.97	3.26	3.19	3.84	4.66	4.78	6.11
	No. Specimens	20		23		21		26	
	No. Prepreg Lots	3		3		3		3	
v21	Mean	0.059		0.049		0.041		0.042	
	No. Specimens	17		21		18		25	
	No. Prepreg Lots	3		3		3		3	

2.3.5 In-Plane Shear Properties

Material: TenCate Advanced Composites - TCAC 12k HTS40 / TC250 - 42% RC		In-Plane Shear Gr/Ep TCAC 12kHTS40/TC250 - 42% RC PLAIN WEAVE [45,-45]2S						
Resin content: 40.28 % wt	Comp. density: 1.207 [g/cc]							
Fiber volume: 50.16 % vol								
Ply count: 8								
Test method: ASTM D3518-94	Modulus calculation: 2000 to 6000 microstrain							
Normalized by: N/A								
	CTD	RTD	ETW					
Test Temperature [°F]	-65	70	180					
Moisture Conditioning	dry	dry	equilibrium					
Equilibrium at T, RH			160 F, 85%					
Source code	TGNX XXXB	TGNX XXXA	TGNX XXXF					
	Normalized	Measured	Normalized	Measured	Normalized	Measured	Normalized	Measured
F₁₂^{s5%} strain (ksi)	Mean	13.72	9.87	5.08				
	Minimum	12.96	9.69	4.70				
	Maximum	14.78	10.19	5.40				
	C.V.(%)	4.71	1.58	4.36				
	No. Specimens	10	12	19				
	No. Prepreg Lots	2	2	3				
F₁₂^{s0.2%} (ksi)	Mean	7.69	5.72	3.10				
	Minimum	7.42	5.52	2.94				
	Maximum	8.26	6.08	3.29				
	C.V.(%)	2.81	2.57	3.28				
	No. Specimens	23	19	20				
	No. Prepreg Lots	3	3	3				
G₁₂^s (Msi)	Mean	0.60	0.52	0.32				
	Minimum	0.57	0.50	0.31				
	Maximum	0.64	0.56	0.34				
	C.V.(%)	3.23	2.71	3.11				
	No. Specimens	23	19	20				
	No. Prepreg Lots	3	3	3				

2.3.6 Unnotched Tension 1 Properties

Material: TenCate Advanced Composites - TCAC 12k HTS40 / TC250 - 42% RC		Unnotched Tension 1 Gr/ Ep TCAC 12k HTS40 / TC250 - 42% RC PLAIN WEAVE [45,0,-45,90]2S				
Resin content: 42.00 % w t	Comp. density: 1.207 [g/cc]					
Fiber volume: 48.56 % vol						
Ply count: 16						
Test method: ASTM D3039M-08		Modulus calculation: 1000 to 3000 microstrain				
Normalized by: 0.0085 in. CPT						
	CTD	RTD		ETW		
Test Temperature [°F]	-65	70		180		
Moisture Conditioning	dry	dry		equilibrium		
Equilibrium at T, RH				160 F,85%		
Source code	TGAX XXXB	TGAX XXXA		TGAX XXXF		
	Normalized	Measured	Normalized	Measured	Normalized	Measured
UNT1	91.10	89.02	89.54	86.02	88.23	86.40
Mean Strength (ksi)	82.53	77.35	80.05	72.39	81.53	75.91
Minimum	100.08	103.25	100.39	98.49	94.78	94.48
Maximum	5.29	6.83	5.87	7.86	4.36	5.81
C.V.(%)						
No. Specimens	18		18		18	
No. Prepreg Lots	3		3		3	
UNT1	6.15	6.01	6.10	5.85	5.82	5.70
Mean Modulus (Msi)	5.99	5.62	5.93	5.41	5.27	5.19
Minimum	6.43	6.37	6.25	6.13	6.00	6.07
Maximum	1.87	3.16	1.56	3.32	3.50	4.07
C.V.(%)						
No. Specimens	18		18		18	
No. Prepreg Lots	3		3		3	

2.3.7 Unnotched Tension 2 Properties

Material: TenCate Advanced Composites - TCAC 12k HTS40 / TC250 - 42% RC		Unnotched Tension 2 Gr/Ep TCAC 12k HTS40 / TC250 - 42% RC PLAIN WEAVE [45,-45,0,45,-45,45,-45,90,45,-45]S				
Resin content: 41.41 % w t	Comp. density: 1.207 [g/cc]					
Fiber volume: 49.29 % vol						
Ply count: 20						
Test method: ASTM D3039M-08		Modulus calculation: 1000 to 3000 microstrain				
Normalized by: 0.0085 in. CPT						
	CTD	RTD		ETW		
Test Temperature [°F]	-65	70		180		
Moisture Conditioning	dry	dry		equilibrium		
Equilibrium at T, RH				160 F,85%		
Source code	TGBX XXXB	TGBX XXXA		TGBX XXXF		
	Normalized	Measured	Normalized	Measured	Normalized	Measured
UNT2	57.86	56.48	55.87	54.00	45.16	44.39
Strength (ksi)	53.99	53.19	51.78	49.88	42.97	42.18
Minimum	59.75	60.75	58.58	56.51	48.18	46.72
Maximum	2.76	3.34	3.08	3.11	2.92	3.15
C.V.(%)						
No. Specimens	18		18		18	
No. Prepreg Lots	3		3		3	
UNT2	4.03	3.93	3.95	3.82	3.43	3.37
Modulus (Msi)	3.84	3.64	3.76	3.63	3.00	2.89
Minimum	4.19	4.19	4.06	3.93	3.67	3.71
Maximum	2.17	3.38	2.08	2.28	5.17	5.91
C.V.(%)						
No. Specimens	18		18		18	
No. Prepreg Lots	3		3		3	

2.3.8 Unnotched Tension 3 Properties

Material: TenCate Advanced Composites - TCAC 12k HTS40 / TC250 - 42% RC		Unnotched Tension 3 Gr/Ep TCAC 12k HTS40/TC250 - 42% RC PLAIN WEAVE [0,90,0,45,90,0,90,- 45,90,0,90,45,0,90,0]				
Resin content: 41.59 % w t	Comp. density: 1.207 [g/cc]					
Fiber volume: 48.98 % vol						
Ply count: 15						
Test method: ASTM D3039M-08		Modulus calculation: 1000 to 3000 microstrain				
Normalized by: 0.0085 in. CPT						
	CTD	RTD		ETW		
Test Temperature [°F]	-65	70		180		
Moisture Conditioning	dry	dry		equilibrium		
Equilibrium at T, RH				160 F,85%		
Source code	TGCX XXXB	TGCX XXXA		TGCX XXXF		
	Normalized	Measured	Normalized	Measured	Normalized	Measured
UNT3	112.04	110.38	116.03	113.07	106.21	104.54
Strength (ksi)	100.16	100.11	105.20	102.31	92.71	92.20
Mean	119.06	119.28	125.34	123.52	118.04	118.97
Minimum	5.09	5.65	4.53	5.08	7.00	7.58
Maximum						
C.V.(%)						
No. Specimens	18		18		18	
No. Prepreg Lots	3		3		3	
UNT3	7.77	7.65	7.86	7.66	7.70	7.58
Modulus (Msi)	7.58	7.21	7.57	7.39	7.43	7.24
Mean	8.12	8.00	8.17	7.98	7.86	8.07
Minimum	1.75	3.05	2.05	2.45	1.78	3.20
Maximum						
C.V.(%)						
No. Specimens	18		18		19	
No. Prepreg Lots	3		3		3	

2.3.9 Unnotched Compression 1 Properties

Material: TenCate Advanced Composites - TCAC 12k HTS40 / TC250 - 42% RC		Unnotched Compression 1 Gr/Ep TCAC 12k HTS40 / TC250 - 42% RC PLAIN WEAVE [45,0,-45,90]2S			
Resin content: 41.94 % wt	Comp. density: 1.207 [g/cc]				
Fiber volume: 48.08 % vol					
Ply count: 16					
Test method: ASTM D6641-09		Modulus calculation: 1000 to 3000 microstrain			
Normalized by: 0.0085 in. CPT					
	RTD			ETW	
Test Temperature [°F]	70			180	
Moisture Conditioning Equilibrium at T, RH				equilibrium 160 F,85%	
Source code	TG0X XXXA			TG0X XXXF	
	Normalized	Measured	Normalized	Measured	Normalized
UNC1 Strength (ksi)	83.05	81.97	50.82	51.84	
Mean					
Minimum	69.08	68.90	40.72	40.97	
Maximum	91.94	89.62	62.14	63.74	
C.V.(%)	7.52	6.66	11.14	11.53	
No. Specimens	19		20		
No. Prepreg Lots	3		3		
UNC1 Modulus (Msi)	5.81	5.74	5.52	5.64	
Mean					
Minimum	5.07	5.29	4.88	5.14	
Maximum	6.40	6.21	6.18	6.25	
C.V.(%)	5.79	4.09	6.32	4.91	
No. Specimens	18		18		
No. Prepreg Lots	3		3		

*The resin content, fiber volume and comp. density did not include UNC1-B-C1

2.3.10 Unnotched Compression 2 Properties

Material: TenCate Advanced Composites - TCAC 12k HTS40 / TC250 - 42% RC		Unnotched Compression 2 Gr/ Ep TCAC 12k HTS40/TC250 - 42% RC PLAIN WEAVE [45,-45,0,45,-45,45,-45,90,45,-45]S				
Resin content: 42.16 % wt	Comp. density: 1.207 [g/cc]					
Fiber volume: 48.23 % vol						
Ply count: 20						
Test method: ASTM D6641-09		Modulus calculation: 1000 to 3000 microstrain				
Normalized by: 0.0085 in. CPT						
	RTD			ETW		
Test Temperature [°F]	70			180		
Moisture Conditioning				equilibrium		
Equilibrium at T, RH				160 F,85%		
Source code	TGXX XXXA			TGXX XXXF		
	Normalized	Measured	Normalized	Measured	Normalized	Measured
UNC2 Strength (ksi)	51.56	51.10	28.73	29.17		
Minimum	40.61	39.93	24.31	24.06		
Maximum	56.88	56.50	32.57	33.33		
C.V.(%)	8.07	8.46	6.76	7.84		
No. Specimens	19		19			
No. Prepreg Lots	3		3			
UNC2 Modulus (Msi)	3.82	3.78	3.36	3.41		
Minimum	3.43	3.41	3.12	3.17		
Maximum	4.07	4.11	3.70	3.76		
C.V.(%)	4.28	4.97	4.86	5.42		
No. Specimens	19		18			
No. Prepreg Lots	3		3			

2.3.11 Unnotched Compression 3 Properties

Material: TenCate Advanced Composites - TCAC 12k HTS40 / TC250 - 42% RC		Unnotched Compression 3 Gr/Ep TCAC 12k HTS40/TC250 - 42% RC PLAIN WEAVE [0,90,45,0,90,0,90,-45,0,90]S				
Resin content: 42.44 % wt	Comp. density: 1.207 [g/cc]					
Fiber volume: 48.04 % vol						
Ply count: 20						
Test method: ASTM D6641-09		Modulus calculation: 1000 to 3000 microstrain				
Normalized by: 0.0085 in. CPT						
	RTD			ETW		
Test Temperature [°F]	70			180		
Moisture Conditioning				equilibrium		
Equilibrium at T, RH				160 F, 85%		
Source code	TGYX XXXA			TGYX XXXF		
	Normalized	Measured	Normalized	Measured	Normalized	Measured
UNC3 Strength (ksi)	86.42	85.18	61.90	62.48		
Minimum	73.70	71.99	53.59	54.74		
Maximum	92.63	94.20	68.68	70.71		
C.V.(%)	5.30	6.13	8.12	8.11		
No. Specimens	18		18			
No. Prepreg Lots	3		3			
UNC3 Modulus (Msi)	7.35	7.25	7.07	7.14		
Minimum	6.75	6.86	6.71	6.66		
Maximum	8.11	8.01	7.66	7.89		
C.V.(%)	4.39	3.86	3.28	4.40		
No. Specimens	19		18			
No. Prepreg Lots	3		3			

2.3.12 Laminate Short Beam Strength Properties

Material: TenCate Advanced Composites - TCAC 12k HTS40 / TC250 - 42% RC		Short Beam Strength 1 Gr/Ep TCAC 12k HTS40/TC250 - 42% RC PLAIN WEAVE [45,0,-45,90]2S				
Resin content: 41.94 % wt	Comp. density: 1.207 [g/cc]					
Fiber volume: 48.08 % vol						
Ply count: 16						
Test method: ASTM D2344M-00E ¹						
Normalized by: N/A						
	RTD			ETW		
Test Temperature [°F]	70			180		
Moisture Conditioning	dry			equilibrium		
Equilibrium at T, RH				160 F,85%		
Source code	TGqX XXXA			TGqX XXXF		
	Normalized	Measured	Normalized	Measured	Normalized	Measured
Mean		9.30		4.51		
Minimum		8.29		3.96		
Maximum		10.23		5.09		
SBS1 C.V.(%) (ksi)		5.69		8.02		
No. Specimens		16		16		
No. Prepreg Lots		3		3		

NOTE: ALL SBS1 specimens are machined from UNC1's panel

2.3.13 Lamina Short Beam Strength Properties

Material: TenCate Advanced Composites - TCAC 12k HTS40 / TC250 - 42% RC						Short Beam Strength Gr/Ep TCAC 12k HTS40 / TC250 - 42% RC PLAIN WEAVE [0]32			
Resin content: 41.54 % wt		Comp. density: 1.207 [g/cc]							
Fiber volume: 49.06 % vol									
Ply count: 32									
Test method: ASTM D2344M-00 ^{E1}									
Normalized by: NA									
		CTD		RTD		ETD		ETW	
Test Temperature [°F]		-65		70		180		180	
Moisture Conditioning		dry		dry		dry		equilibrium	
Equilibrium at T, RH								160 F, 85%	
Source code		TGQX XXXB		TGQX XXXA		TGQX XXXG		TGQX XXXF	
		Normalized	Measured	Normalized	Measured	Normalized	Measured	Normalized	Measured
Mean		10.44		9.36		6.77		4.36	
Minimum		8.99		8.37		6.19		3.72	
Maximum		12.10		10.02		7.37		4.94	
SBS C.V.(%)		8.03		4.82		5.05		7.73	
Strength (ksi)									
No. Specimens		18		18		18		22	
No. Prepreg Lots		3		3		3		3	

2.3.14 Open Hole Tension 1 Properties

Material: TenCate Advanced Composites - TCAC 12k HTS40 / TC250 - 42% RC		Open Hole Tension 1 Gr/ Ep TCAC 12k HTS40 / TC250 - 42% RC PLAIN WEAVE [45,0,-45,90]2S						
Resin content: 42.43 % wt	Comp. density: 1.207 [g/cc]							
Fiber volume: 48.23 % vol	Ply count: 16							
Test method: ASTM D5766M-07								
Normalized by: 0.0085 in. CPT		CTD		RTD		ETW		
Test Temperature [°F]	-65	70		180				
Moisture Conditioning	dry	dry		equilibrium				
Equilibrium at T, RH				160 F, 85%				
Source code	TGDX XXXB	TGDX XXXA		TGDX XXXF				
	Normalized	Measured	Normalized	Measured	Normalized	Measured	Normalized	Measured
Mean	48.65	47.09	49.32	46.76	52.08	50.02		
Minimum	44.61	41.76	47.47	44.39	48.84	47.23		
Maximum	52.50	51.76	51.60	49.42	55.87	53.69		
OHT1 C.V.(%)	3.75	4.67	2.56	3.02	3.63	3.68		
Strength (ksi)								
No. Specimens		18		18		18		
No. Prepreg Lots		3		3		3		

2.3.15 Open Hole Tension 2 Properties

Material: TenCate Advanced Composites - TCAC 12k HTS40 / TC250 - 42% RC		Open Hole Tension 2 Gr/Ep TCAC 12k HTS40 / TC250 - 42% RC PLAIN WEAVE [45,-45,0,45,-45,45,-45,90,45,-45]S						
Resin content: 41.64 % wt	Comp. density: 1.207 [g/cc]							
Fiber volume: 48.88 % vol								
Ply count: 20								
Test method: ASTM D5766M-07								
Normalized by: 0.0085 in. CPT								
	CTD	RTD		ETW				
Test Temperature [°F]	-65	70		180				
Moisture Conditioning	dry	dry		equilibrium				
Equilibrium at T, RH				160 F, 85%				
Source code	TGEX XXXB	TGEX XXXA		TGEX XXXF				
	Normalized	Measured	Normalized	Measured	Normalized	Measured	Normalized	Measured
Mean	43.36	41.86	40.16	38.55	31.92	30.66		
Minimum	41.29	38.99	37.52	36.09	30.52	29.27		
Maximum	45.91	44.46	42.79	40.59	32.97	32.07		
OHT2 C.V.(%)	3.41	3.13	3.50	3.32	2.42	2.61		
Strength (ksi)								
No. Specimens	18		18		18			
No. Prepreg Lots	3		3		3			

2.3.16 Open Hole Tension 3 Properties

Material: TenCate Advanced Composites - TCAC 12k HTS40 / TC250 - 42% RC Resin content: 41.11 % wt Comp. density: 1.207 [g/cc] Fiber volume: 49.30 % vol Ply count: 15 Test method: ASTM D5766M-07 Normalized by: 0.0085 in. CPT		Open Hole Tension 3 Gr/Ep TCAC 12k HTS40 / TC250 - 42% RC PLAIN WEAVE [0,90,0,45,90,0,90,-45,90,0,90,45,0,90,0]						
	CTD	RTD		ETW				
Test Temperature [°F]	-65	70		180				
Moisture Conditioning	dry	dry		equilibrium				
Equilibrium at T, RH				160 F,85%				
Source code	TGFX XXXB	TGFX XXXA		TGFX XXXF				
	Normalized	Measured	Normalized	Measured	Normalized	Measured	Normalized	Measured
Mean	55.09	54.05	57.11	55.05	67.11	65.50		
Minimum	48.85	47.58	50.78	50.45	58.94	60.52		
Maximum	65.34	64.57	62.82	60.47	72.55	71.01		
OHT3 C.V.(%)	6.28	6.80	6.82	6.01	5.11	4.58		
Strength (ksi)								
No. Specimens	19		18		18			
No. Prepreg Lots	3		3		3			

2.3.17 Filled-Hole Tension 1 Properties

Material: TenCate Advanced Composites - TCAC 12k HTS40 / TC250 - 42% RC		Filled Hole Tension 1 Gr/Ep TCAC 12k HTS40 / TC250 - 42% RC PLAIN WEAVE [45,0,-45,90]2S						
Resin content: 41.97 % wt	Comp. density: 1.207 [g/cc]							
Fiber volume: 48.67 % vol								
Ply count: 16								
Test method: ASTM D6742M-07								
Normalized by: 0.0085 in. CPT								
	CTD			RTD			ETW	
Test Temperature [°F]	-65			70			180	
Moisture Conditioning	dry			dry			equilibrium	
Equilibrium at T, RH							160 F,85%	
Source code	TG4X XXXB			TG4X XXXA			TG4X XXXF	
	Normalized	Measured		Normalized	Measured		Normalized	Measured
Mean	53.24	51.66		53.25	51.03		52.92	50.78
Minimum	50.38	48.54		50.20	47.61		50.05	47.68
Maximum	56.05	54.50		55.21	52.92		55.10	53.26
FHT1 C.V.(%)	2.66	2.93		2.65	2.89		2.63	2.82
Strength (ksi)								
No. Specimens	18			18			18	
No. Prepreg Lots	3			3			3	

2.3.18 Filled-Hole Tension 2 Properties

Material: TenCate Advanced Composites - TCAC 12k HTS40 / TC250 - 42% RC		Filled Hole Tension 2 Gr/Ep TCAC 12k HTS40 / TC250 - 42% RC PLAIN WEAVE [45,-45,0,45,-45,45,-45,90,45,-45]S				
Resin content: 42.63 % w t	Comp. density: 1.207 [g/cc]					
Fiber volume: 48.08 % vol						
Ply count: 20						
Test method: ASTM D6742M-07						
Normalized by: 0.0085 in. CPT						
	CTD	RTD		ETW		
Test Temperature [°F]	-65	70		180		
Moisture Conditioning	dry	dry		equilibrium		
Equilibrium at T, RH				160 F,85%		
Source code	TG5X XXXB	TG5X XXXA		TG5X XXXF		
	Normalized	Measured	Normalized	Measured	Normalized	Measured
Mean	48.34	46.68	44.14	42.03	33.31	31.95
Minimum	46.27	43.55	40.47	38.45	32.12	30.83
Maximum	50.67	48.84	47.20	44.74	34.85	33.58
FHT2 C.V.(%)	2.33	3.05	3.34	3.20	2.51	2.61
Strength (ksi)						
No. Specimens	18		18		18	
No. Prepreg Lots	3		3		3	

2.3.19 Filled-Hole Tension 3 Properties

Material: TenCate Advanced Composites - TCAC 12k HTS40 / TC250 - 42% RC		Filled Hole Tension 3 Gr/ Ep TCAC 12k HTS40/TC250 - 42% RC PLAIN WEAVE [0,90,0,45,90,0,90,- 45,90,0,90,45,0,90,0]				
Resin content: 42.33 % w t	Comp. density: 1.207 [g/cc]					
Fiber volume: 48.25 % vol						
Ply count: 15						
Test method: ASTM D6742M-07						
Normalized by: 0.0085 in. CPT						
	CTD	RTD		ETW		
Test Temperature [°F]	-65	70		180		
Moisture Conditioning	dry	dry		equilibrium		
Equilibrium at T, RH				160 F,85%		
Source code	TG6X XXXB	TG6X XXXA		TG6X XXXF		
	Normalized	Measured	Normalized	Measured	Normalized	Measured
Mean	58.60	57.02	59.99	57.56	62.27	60.15
Minimum	53.75	52.81	54.44	51.72	57.06	54.18
Maximum	62.53	61.84	65.29	62.64	65.27	64.25
FHT3 C.V.(%)	4.07	4.40	5.04	5.76	3.76	4.58
Strength (ksi)						
No. Specimens	18		18		18	
No. Prepreg Lots	3		3		3	

2.3.20 Open Hole Compression 1 Properties

Material: TenCate Advanced Composites - TCAC 12k HTS40 / TC250 - 42% RC		Open Hole Compression 1 Gr/ Ep TCAC 12k HTS40 / TC250 - 42% RC PLAIN WEAVE [45,0,-45,90,45,0,-45,90,-45,90]S				
Resin content: 41.72 % wt	Comp. density: 1.207 [g/cc]					
Fiber volume: 48.91 % vol						
Ply count: 20						
Test method: ASTM D6484M-04						
Normalized by: 0.0085 in. CPT						
	RTD			ETW		
Test Temperature [°F]	70			180		
Moisture Conditioning	dry			equilibrium		
Equilibrium at T, RH				160 F, 85%		
Source code	TGGX XXXA			TGGX XXXF		
	Normalized	Measured	Normalized	Measured	Normalized	Measured
Mean	43.48	41.98	28.65	27.98		
Minimum	40.95	38.63	25.37	25.31		
Maximum	46.03	43.96	31.69	30.97		
OHC1 C.V.(%)	3.39	3.38	5.19	5.40		
Strength (ksi)						
No. Specimens	18		19			
No. Prepreg Lots	3		3			

2.3.21 Open Hole Compression 2 Properties

Material: TenCate Advanced Composites - TCAC 12k HTS40 / TC250 - 42% RC		Open Hole Compression 2 Gr/ Ep TCAC 12k HTS40 / TC250 - 42% RC PLAIN WEAVE [45,-45,0,45,-45,45,-45,90,45,-45]S				
Resin content: 41.22 % w t	Comp. density: 1.207 [g/cc]					
Fiber volume: 49.40 % vol						
Ply count: 20						
Test method: ASTM D6484M-04						
Normalized by: 0.0085 in. CPT						
		RTD		ETW		
Test Temperature [°F]	70	180				
Moisture Conditioning	dry	equilibrium				
Equilibrium at T, RH		160 F, 85%				
Source code	TGHX XXXA	TGHX XXXF				
	Normalized	Measured	Normalized	Measured	Normalized	Measured
Mean	35.05	33.97	23.92	23.42		
Minimum	33.01	32.21	22.61	22.02		
Maximum	37.75	36.19	25.15	24.99		
OHC2 C.V.(%)	3.50	3.14	3.23	3.21		
Strength (ksi)						
No. Specimens	18		18			
No. Prepreg Lots	3		3			

2.3.22 Open Hole Compression 3 Properties

Material: TenCate Advanced Composites - TCAC 12k HTS40 / TC250 - 42% RC		Open Hole Compression 3 Gr/Ep TCAC 12k HTS40 / TC250 - 42% RC PLAIN WEAVE [0,90,45,90,0,0,90,-45,90,0]S				
Resin content: 42.47 % wt	Comp. density: 1.207 [g/cc]					
Fiber volume: 48.20 % vol						
Ply count: 20						
Test method: ASTM D6484M-04						
Normalized by: 0.0085 in. CPT						
		RTD		ETW		
Test Temperature [°F]	70	180				
Moisture Conditioning	dry	equilibrium				
Equilibrium at T, RH		160 F, 85%				
Source code	TGIX XXXA	TGIX XXXF				
	Normalized	Measured	Normalized	Measured	Normalized	Measured
Mean	46.73	45.12	32.38	31.59		
Minimum	43.18	41.57	29.07	28.36		
Maximum	50.12	47.62	36.87	36.76		
OHC3 C.V.(%)	4.24	4.23	5.26	5.97		
Strength (ksi)						
No. Specimens	18		18			
No. Prepreg Lots	3		3			

2.3.23 Filled-Hole Compression 1 Properties

Material: TenCate Advanced Composites - TCAC 12k HTS40 / TC250 - 42% RC		Filled Hole Compression 1 Gr/ Ep TCAC 12k HTS40 / TC250 - 42% RC PLAIN WEAVE [45,0,-45,90,45,0,-45,90,-45,90]S					
Resin content:	41.13 % wt					Comp. density: 1.207 [g/cc]	
Fiber volume:	49.48 % vol						
Ply count:	20						
Test method: ASTM D6742M-04							
Normalized by: 0.0085 in. CPT							
		RTD		ETW			
Test Temperature [°F]	70	180					
Moisture Conditioning	dry	equilibrium					
Equilibrium at T, RH		160 F, 85%					
Source code	TG7X XXXA	TG7X XXXF					
		Normalized	Measured	Normalized	Measured		
FHC1 Strength (ksi)	Mean	70.82	67.86	45.81	44.37		
	Minimum	65.05	63.32	39.43	38.12		
	Maximum	76.76	75.64	50.71	48.87		
	C.V.(%)	4.98	4.86	6.34	6.23		
	No. Specimens	18		17			
	No. Prepreg Lots	3		3			

2.3.24 Filled-Hole Compression 2 Properties

Material: TenCate Advanced Composites - TCAC 12k HTS40 / TC250 - 42% RC		Filled Hole Compression 2 Gr/ Ep TCAC 12k HTS40 / TC250 - 42% RC PLAIN WEAVE [45,-45,0,45,-45,45,-45,90,45,-45]S					
Resin content:	41.94 % w t					Comp. density: 1.207 [g/cc]	
Fiber volume:	48.57 % vol						
Ply count:	20						
Test method: ASTM D6742M-07							
Normalized by: 0.0085 in. CPT							
		RTD		ETW			
Test Temperature [°F]	70	180					
Moisture Conditioning	dry	equilibrium					
Equilibrium at T, RH		160 F,85%					
Source code	TG8X XXXA	TG8X XXXF					
		Normalized	Measured	Normalized	Measured		
FHC2 Strength (ksi)	Mean	50.41	48.68	31.83	30.75		
	Minimum	43.21	40.37	26.99	25.05		
	Maximum	54.77	52.78	35.92	34.45		
	C.V.(%)	5.89	6.45	8.78	9.03		
	No. Specimens	16		18			
	No. Prepreg Lots	3		3			

2.3.25 Filled-Hole Compression 3 Properties

Material: TenCate Advanced Composites - TCAC 12k HTS40 / TC250 - 42% RC		Filled Hole Compression 3 Gr/ Ep TCAC 12k HTS40 / TC250 - 42% RC PLAIN WEAVE [0,90,45,90,0,0,90,-45,90,0]S					
Resin content:	41.43 % wt					Comp. density: 1.207 [g/cc]	
Fiber volume:	49.03 % vol						
Ply count:	20						
Test method: ASTM D6742M-07							
Normalized by: 0.0085 in. CPT							
		RTD		ETW			
Test Temperature [°F]	70	180					
Moisture Conditioning	dry	equilibrium					
Equilibrium at T, RH		160 F, 85%					
Source code	TG9X XXXA	TG9X XXXF					
	Normalized	Measured	Normalized	Measured	Normalized	Measured	
FHC3 Strength (ksi)	Mean	72.37	70.13	47.83	46.08		
	Minimum	67.50	66.57	42.29	41.12		
	Maximum	77.91	77.21	53.26	52.52		
	C.V.(%)	4.43	4.63	5.86	6.20		
	No. Specimens		18		18		
	No. Prepreg Lots		3		3		

2.3.26 Single Shear Bearing 1 Properties

Material: TenCate Advanced Composites - TCAC 12k HTS40 / TC250 - 42% RC		Single Shear Bearing 1 Gr/Ep TCAC 12k HTS40 / TC250 - 42% RC PLAIN WEAVE [45,0,-45,90]S			
Resin content: 39.45 % wt	Comp. density: 1.207 [g/cc]				
Fiber volume: 51.03 % vol					
Ply count: 8					
Test method: ASTM D5961-08					
Normalized by: 0.0085	in. CPT				
	RTD		ETW		
Test Temperature [°F]	70		180		
Moisture Conditioning	dry		equilibrium		
Equilibrium at T, RH			160 F,85%		
Source code	TG1X XXXA		TG1X XXXF		
	Normalized	Measured	Normalized	Measured	Normalized
					Measured
SSB1 Ultimate Strength (ksi)	Mean	114.08	116.88	92.35	91.91
	Minimum	106.53	105.69	74.48	83.51
	Maximum	123.11	127.10	99.82	100.58
	C.V.(%)	5.46	6.31	6.40	5.75
	No. Specimens	6		18	
	No. Prepreg Lots	1		3	
SSB1 2% offset Strength (ksi)	Mean	92.14	93.29	76.32	75.68
	Minimum	81.88	86.01	64.10	66.23
	Maximum	107.17	106.36	89.29	88.81
	C.V.(%)	7.90	6.28	9.29	8.73
	No. Specimens	18		19	
	No. Prepreg Lots	3		3	

2.3.27 Single Shear Bearing 2 Properties

Material: TenCate Advanced Composites - TCAC 12k HTS40 / TC250 - 42% RC		Single Shear Bearing 2 Gr/ Ep TCAC 12k HTS40 / TC250 - 42% RC PLAIN WEAVE [45,-45,90,45,-45]S					
Resin content:	39.54 % wt					Comp. density: 1.207 [g/cc]	
Fiber volume:	51.10 % vol						
Ply count:	10						
Test method:	ASTM D5961-08						
Normalized by: 0.0085 in. CPT		RTD		ETW			
Test Temperature [°F]	70		180				
Moisture Conditioning	dry		equilibrium				
Equilibrium at T, RH			160 F,85%				
Source code	TG2X XXXA		TG2X XXXF				
		Normalized	Measured	Normalized	Measured	Normalized	Measured
SSB2 Ultimate Strength (ksi)	Mean	114.94	122.80	95.22	94.62		
	Minimum	109.56	116.54	86.14	85.12		
	Maximum	118.52	129.09	103.76	106.74		
	C.V.(%)	2.88	3.09	4.90	5.68		
	No. Specimens	7		18			
No. Prepreg Lots	1		3				
SSB2 2% offset Strength (ksi)	Mean	92.57	94.99	74.02	73.52		
	Minimum	76.88	72.92	62.54	64.34		
	Maximum	106.86	113.72	84.63	85.98		
	C.V.(%)	10.16	9.30	8.98	8.97		
	No. Specimens	20		18			
No. Prepreg Lots	3		3				

2.3.28 Single Shear Bearing 3 Properties

Material: TenCate Advanced Composites - TCAC 12k HTS40 / TC250 - 42% RC		Single Shear Bearing 3 Gr/ Ep TCAC 12k HTS40 / TC250 - 42% RC PLAIN WEAVE [0,90,45,0,90]S				
Resin content: 40.37 % wt	Comp. density: 1.207 [g/cc]					
Fiber volume: 49.93 % vol						
Ply count: 10						
Test method: ASTM D5961-08						
Normalized by: 0.0085	in. CPT					
	RTD	ETW				
Test Temperature [°F]	70	180				
Moisture Conditioning	dry	equilibrium				
Equilibrium at T, RH		160 F,85%				
Source code	TG3X XXXA	TG3X XXXF				
	Normalized	Measured	Normalized	Measured	Normalized	Measured
SSB3 Ultimate Strength (ksi)	Mean	106.38	108.40	83.04	82.80	
	Minimum	100.31	104.00	75.18	73.64	
	Maximum	116.65	112.41	93.63	92.12	
	C.V.(%)	6.27	3.69	6.04	6.20	
	No. Specimens	6		18		
No. Prepreg Lots	1		3			
SSB3 2% offset Strength (ksi)	Mean	90.68	93.61	70.65	70.38	
	Minimum	78.45	80.21	54.14	56.58	
	Maximum	101.57	105.59	80.00	84.05	
	C.V.(%)	6.42	7.04	9.90	9.33	
	No. Specimens	19		18		
No. Prepreg Lots	3		3			

2.3.29 Compression after Impact Properties

Material: TenCate Advanced Composites - TCAC 12k HTS40 / TC250 - 42% RC		Compression After Impact Gr/Ep TCAC 12k HTS40/TC250 - 42% RC PLAIN WEAVE [45,0,-45,90]3S		
Resin content: 41.60 % wt	Comp. density: 1.207 [g/cc]			
Fiber volume: 48.58 % vol	Ply count: 24			
Test method: ASTM D 7136 / 7137M - 05E1				
Normalized by: 0.0085 in. CPT				
		RTD		
Test Temperature [°F]	70			
Moisture Conditioning	dry			
Equilibrium at T, RH				
Source code	TGKX XXXA			
	Normalized	Measured	Normalized	Measured
Mean	23.83	23.06		
Minimum	22.80	22.08		
Maximum	25.32	24.48		
CAI C.V.(%)	4.41	4.13		
Strength (ksi)				
No. Specimens	6			
No. Prepreg Lots	1			

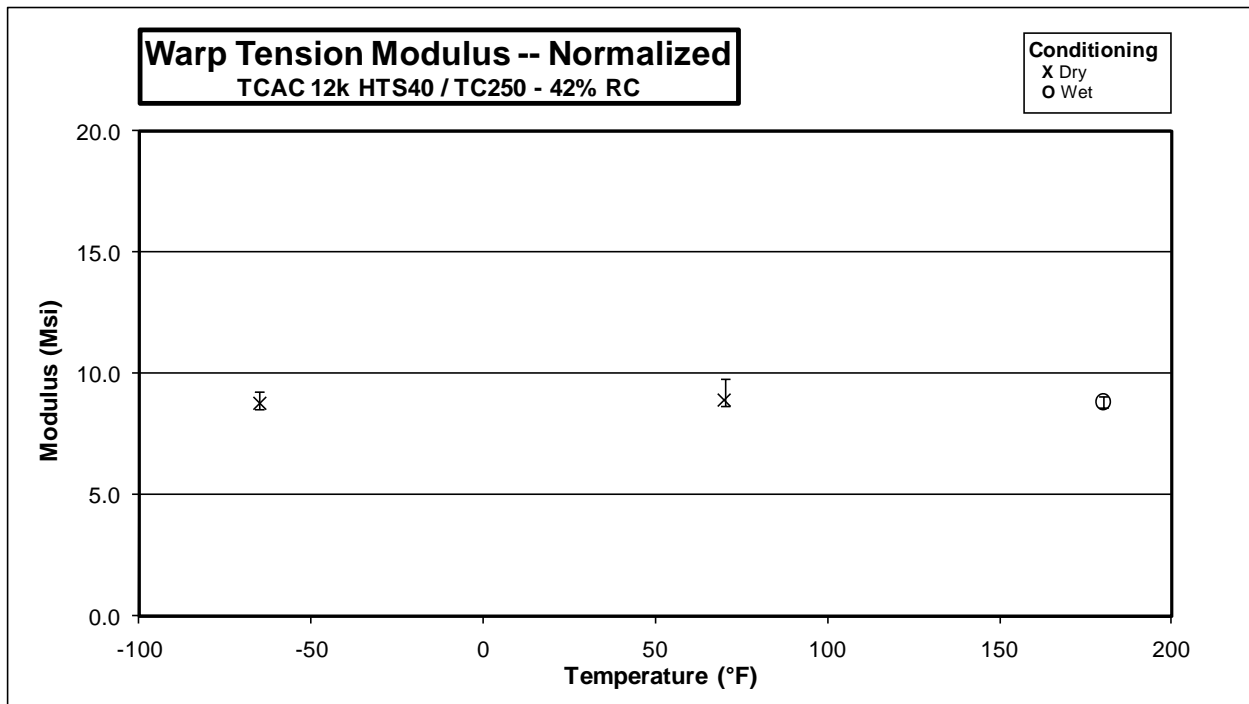
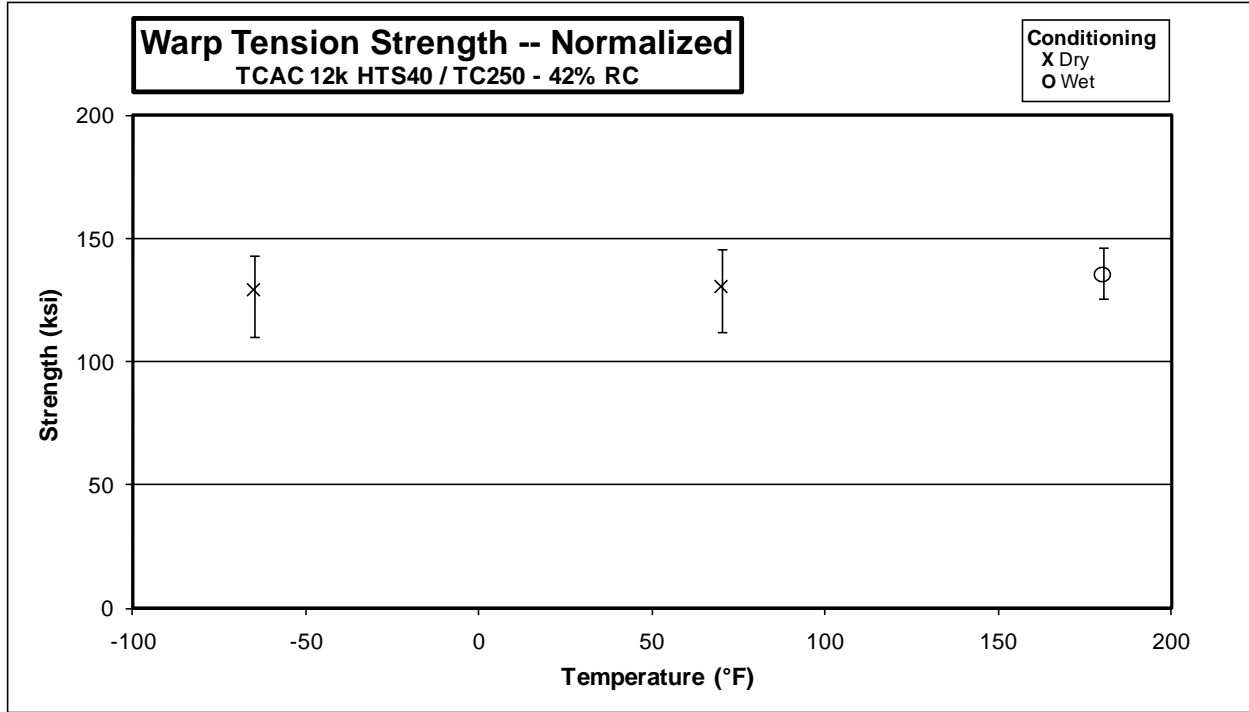
2.3.30 Interlaminar Tension Properties

Material: TenCate Advanced Composites - TCAC 12k HTS40 / TC250 - 42% RC		Interlaminar Tension Gr/Ep TCAC 12k HTS40/TC250 - 42% RC PLAIN WEAVE [0]21				
Resin content: 43.30 % wt	Comp. density: 1.205 [g/cc]					
Fiber volume: 47.30 % vol						
Ply count: 21						
Test method: ASTM D6415-06 ^{F1}						
Normalized by: N/A						
	RTD	CTD		ETW		
Test Temperature [°F]	70	-65		180		
Moisture Conditioning	dry	dry		equilibrium		
Equilibrium at T, RH				160 F,85%		
Source code	TGMX XXXA	TGMX XXXB		TGMX XXXF		
	Normalized	Measured	Normalized	Measured	Normalized	Measured
Mean		3.82		4.01		1.91
Minimum		3.03		3.44		1.44
Maximum		4.53		4.73		2.29
ILT C.V.(%)		17.35		11.71		13.14
Strength (ksi)						
No. Specimens		6		6		8
No. Prepreg Lots		1		1		1

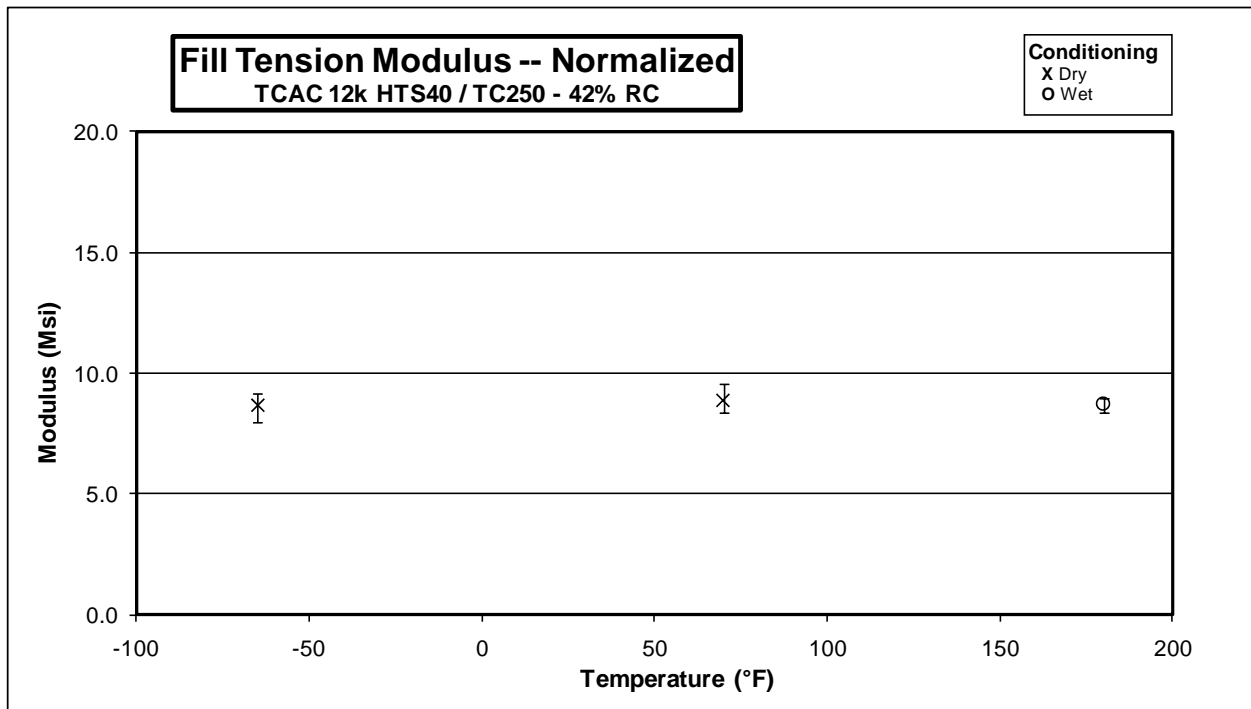
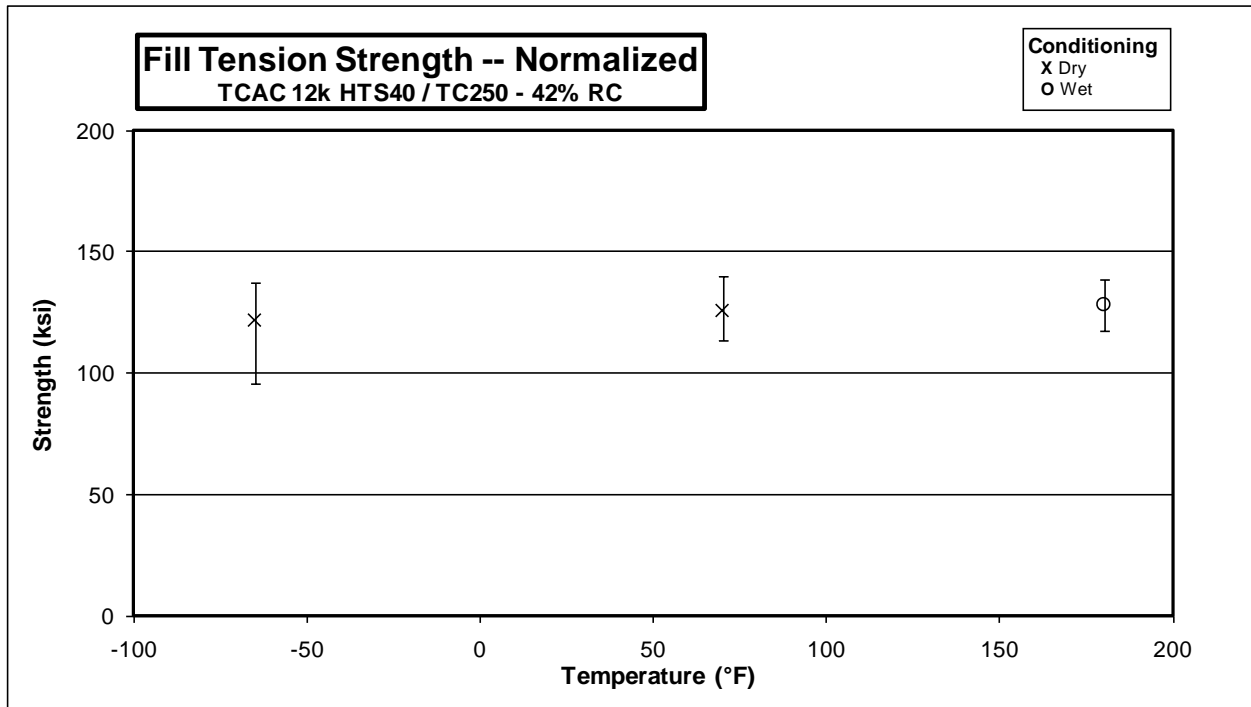
3 Individual Test Charts

These charts combine all batches of data and plot the minimum and maximum modulus and strength range based on the test temperature.

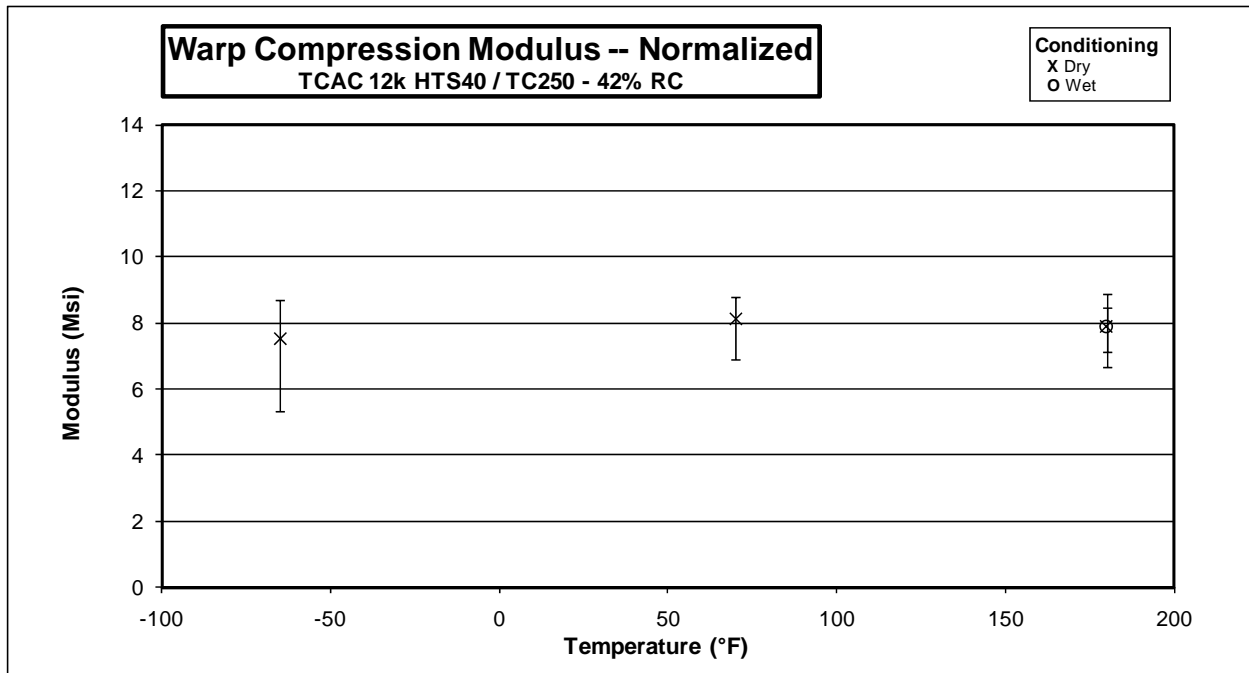
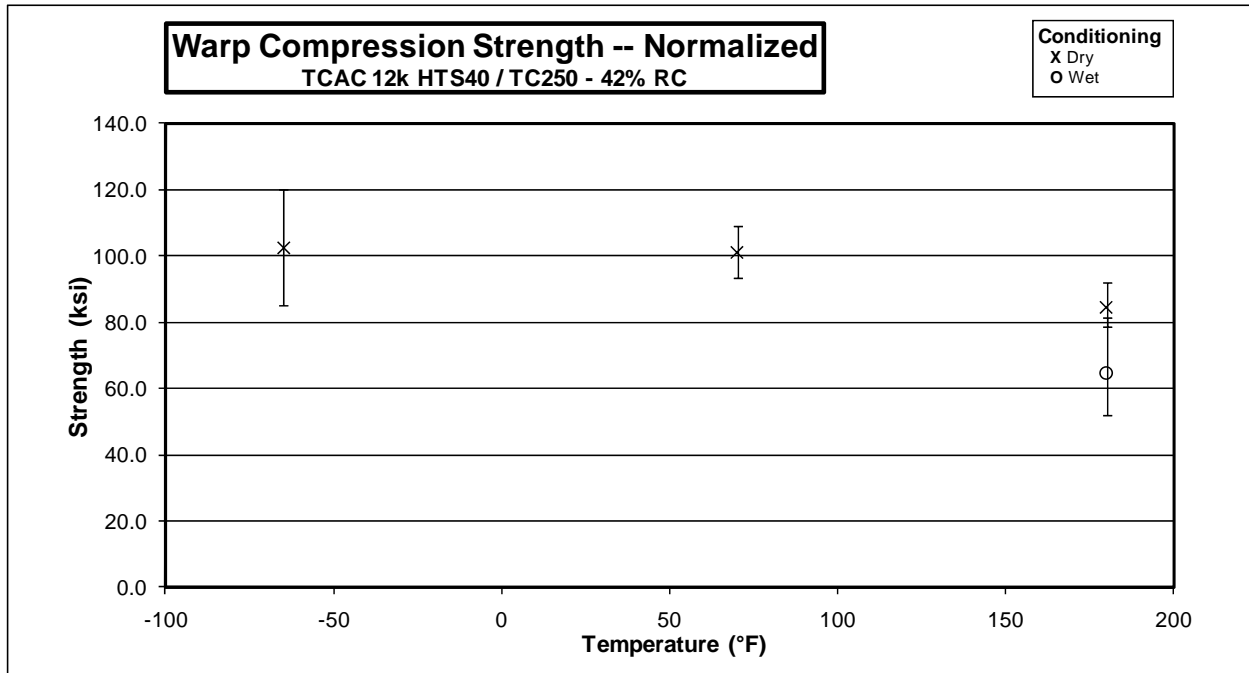
3.1 Warp Tension Properties



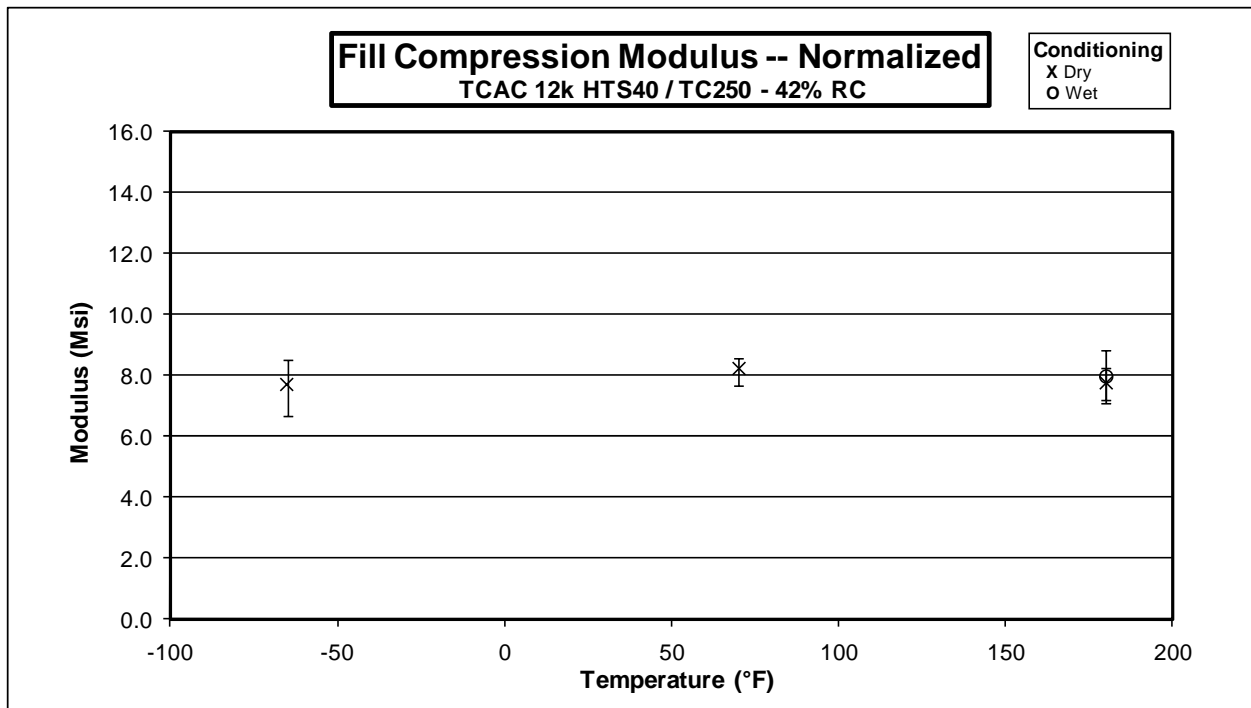
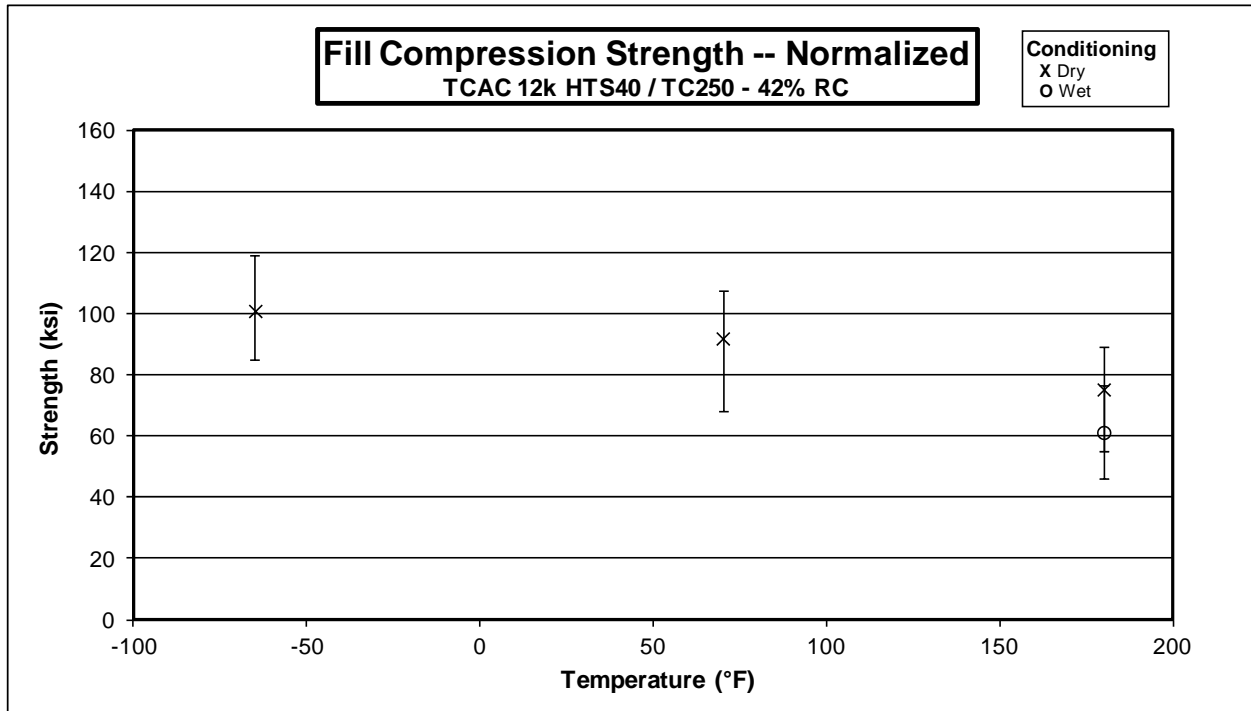
3.2 Fill Tension Properties



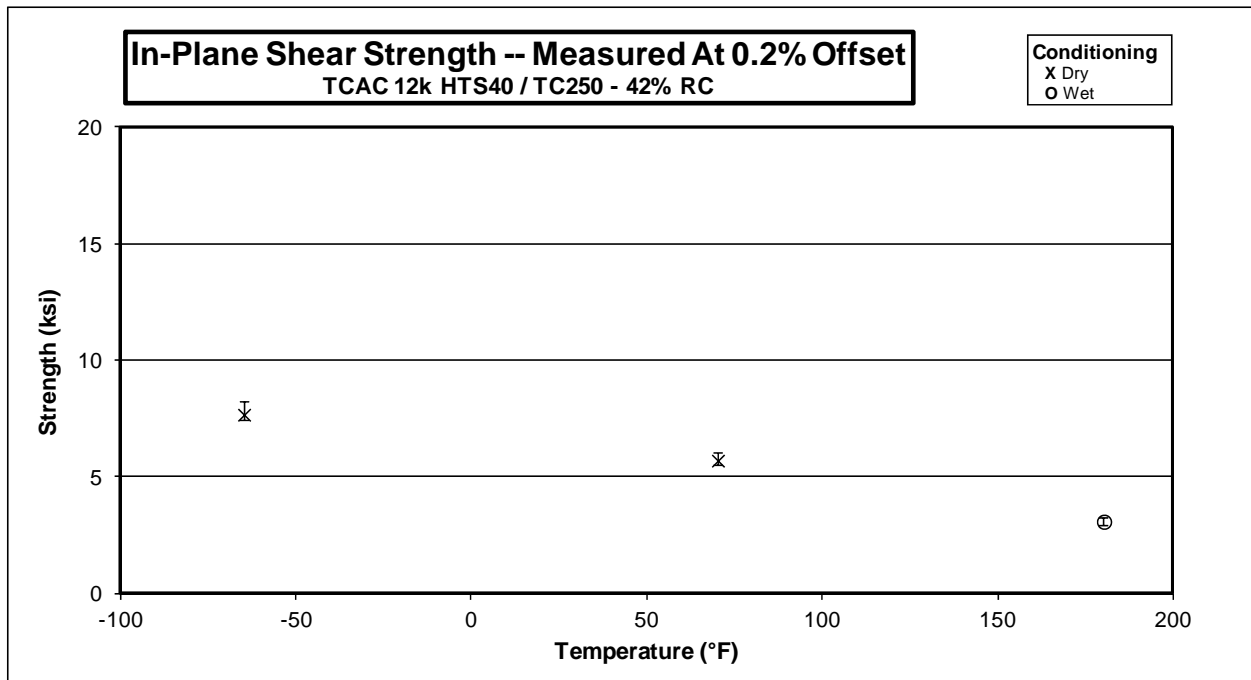
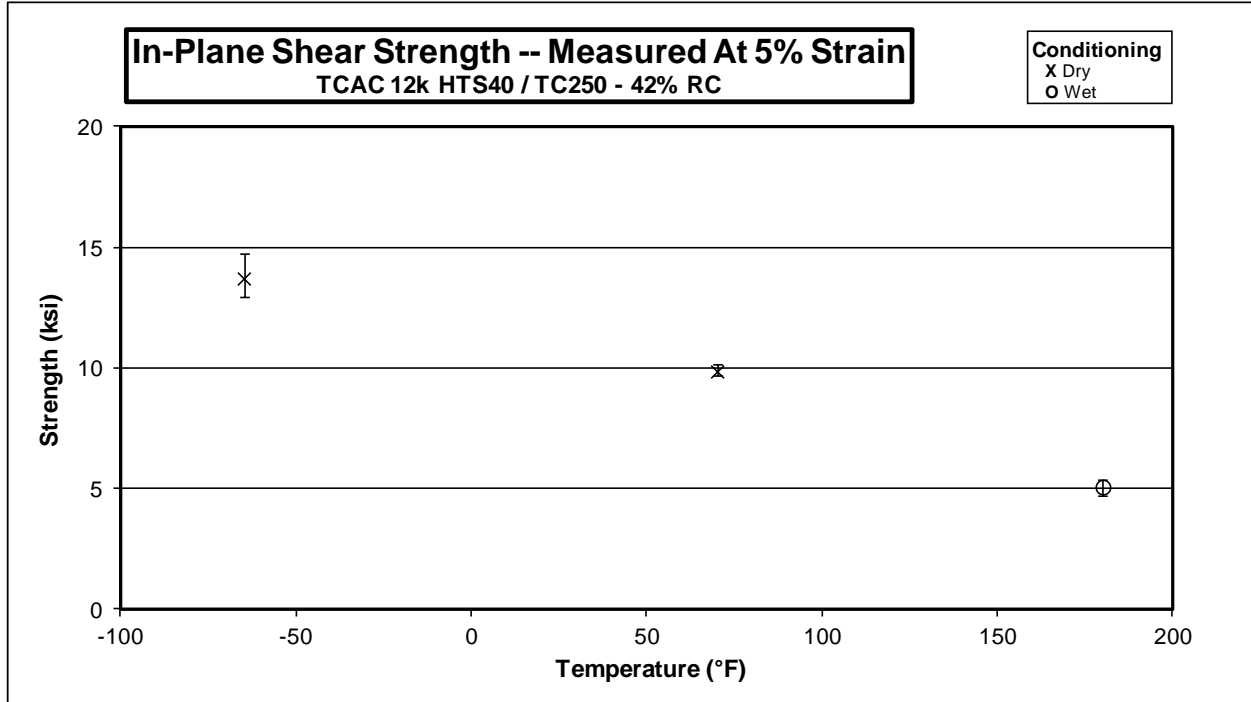
3.3 Warp Compression Properties

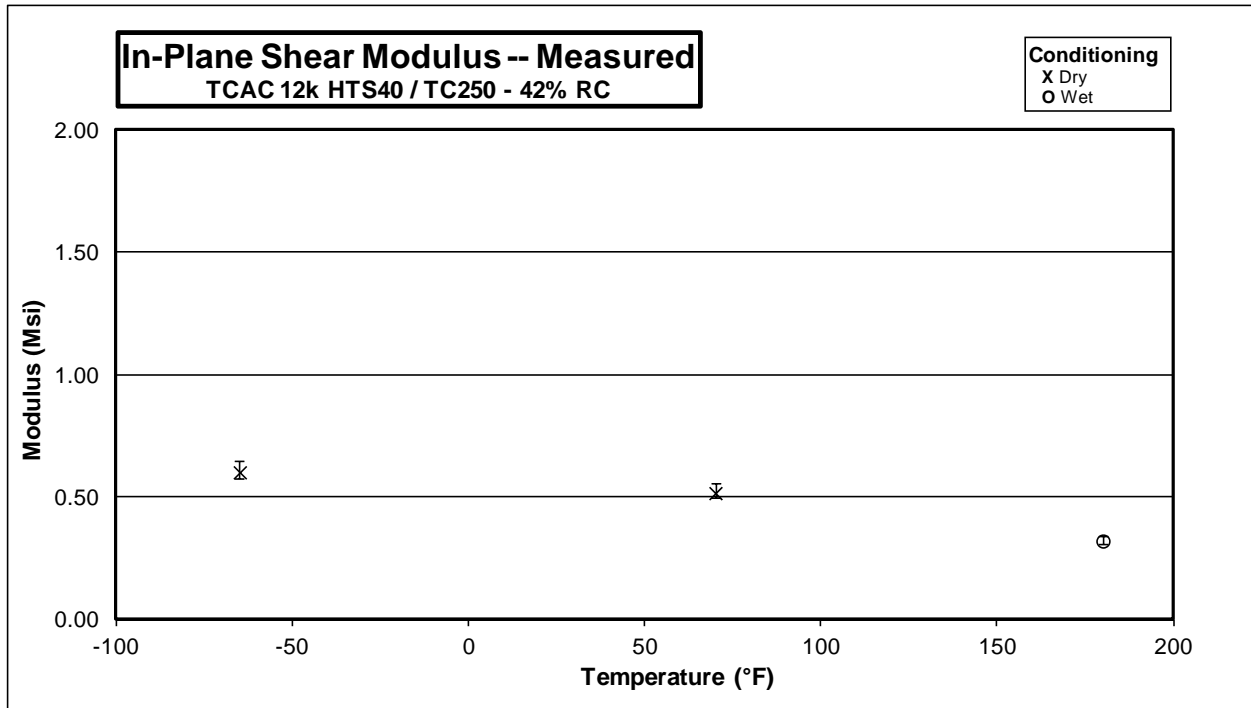


3.4 Fill Compression Properties

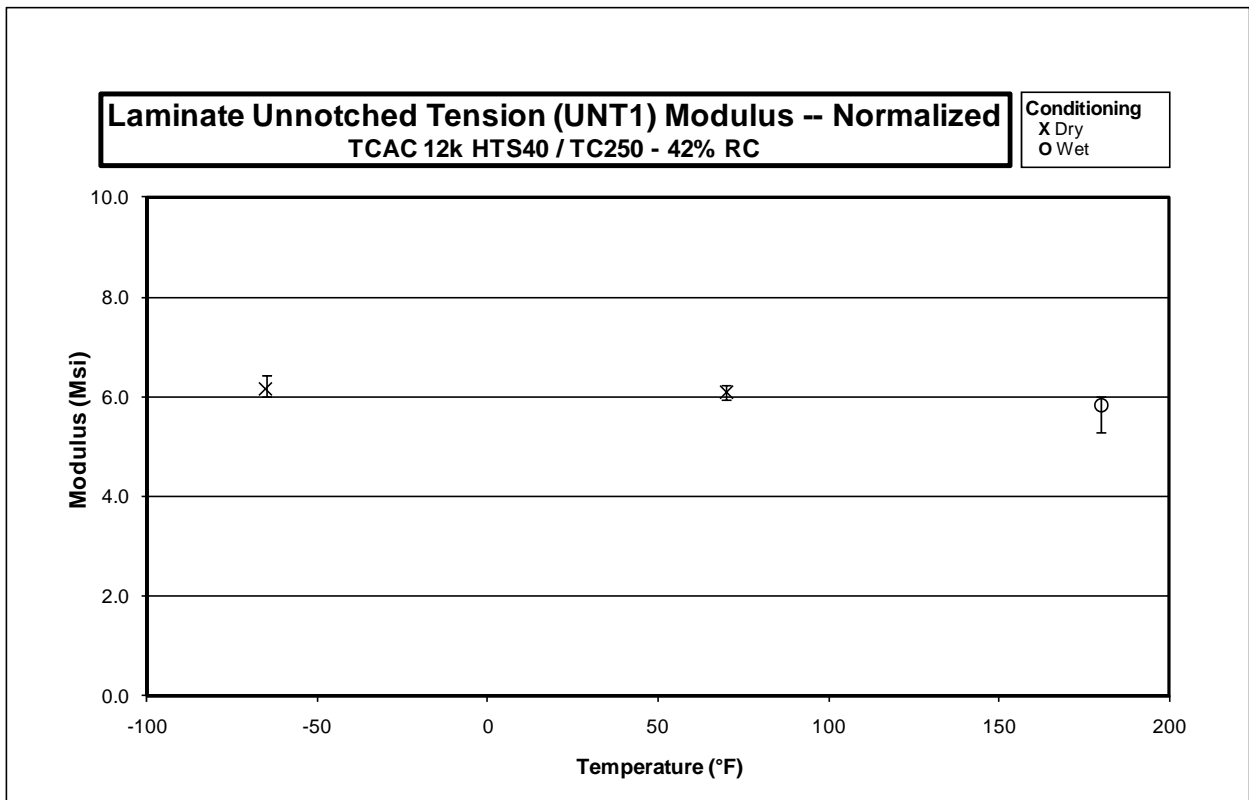
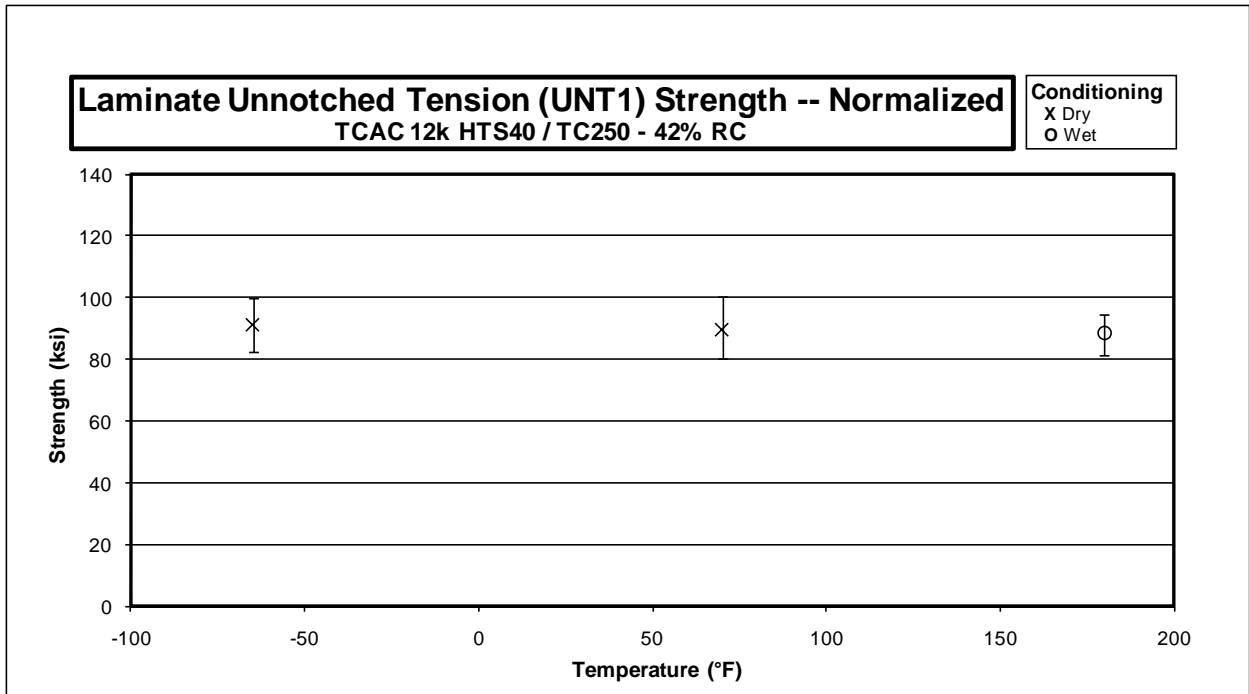


3.5 In-Plane Shear Properties

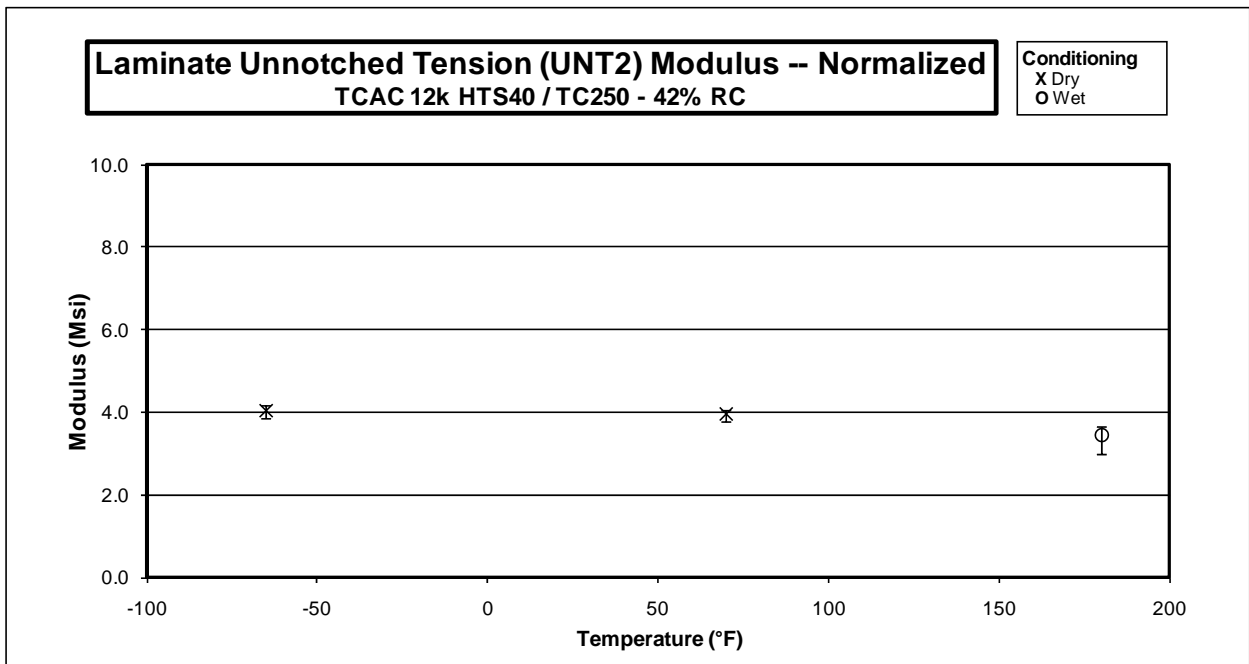
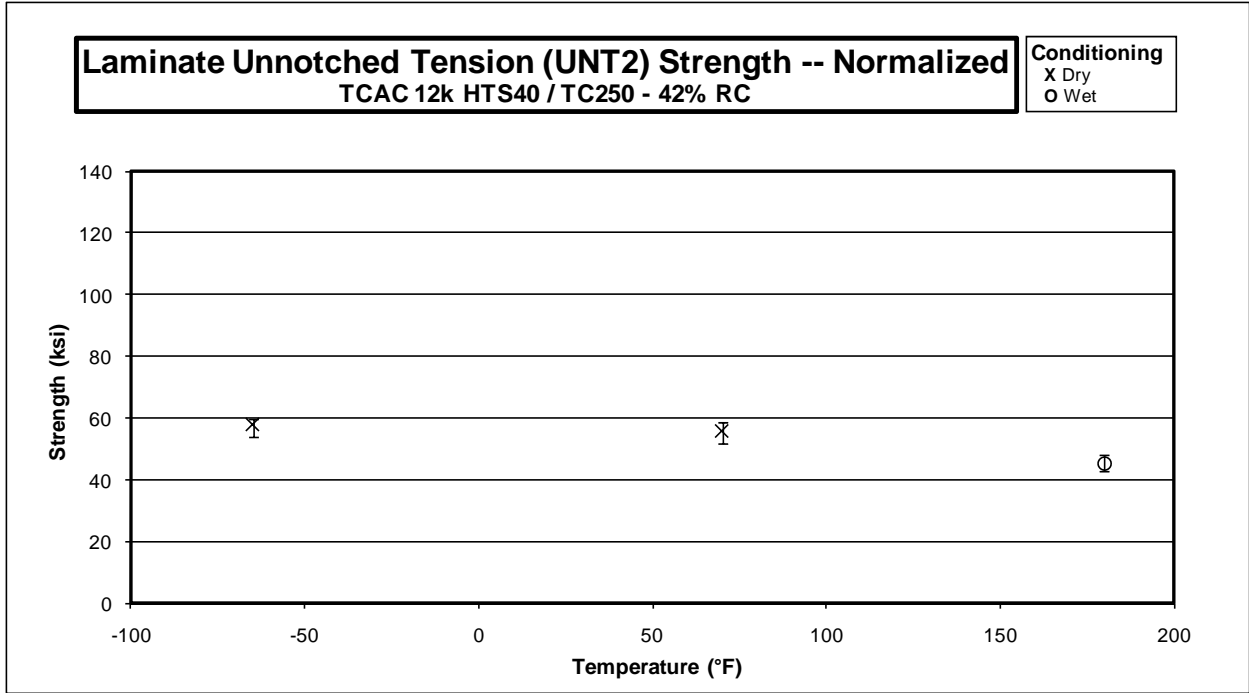




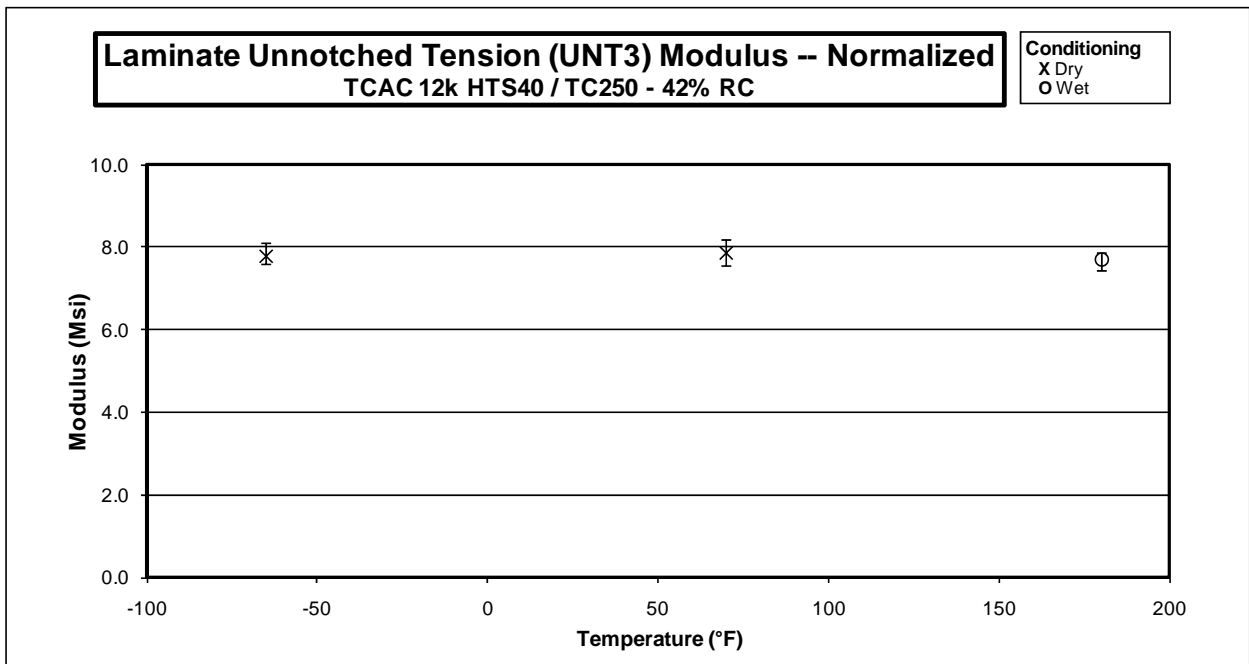
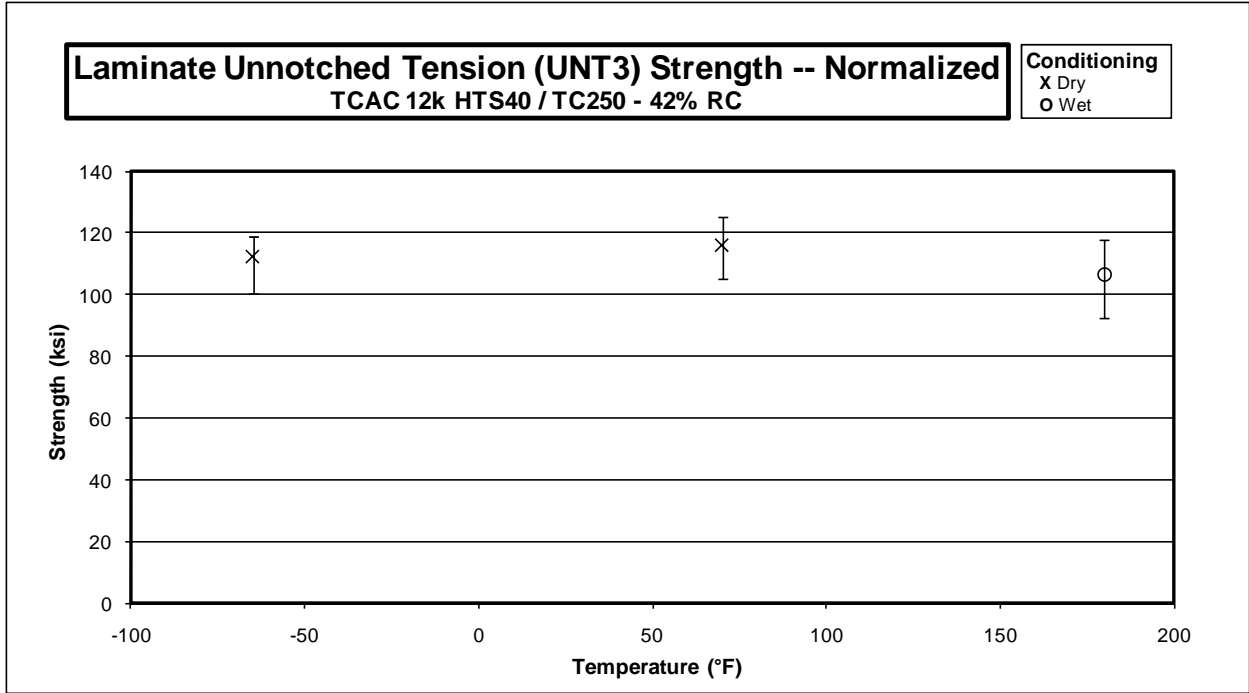
3.6 Unnotched Tension 1 Properties



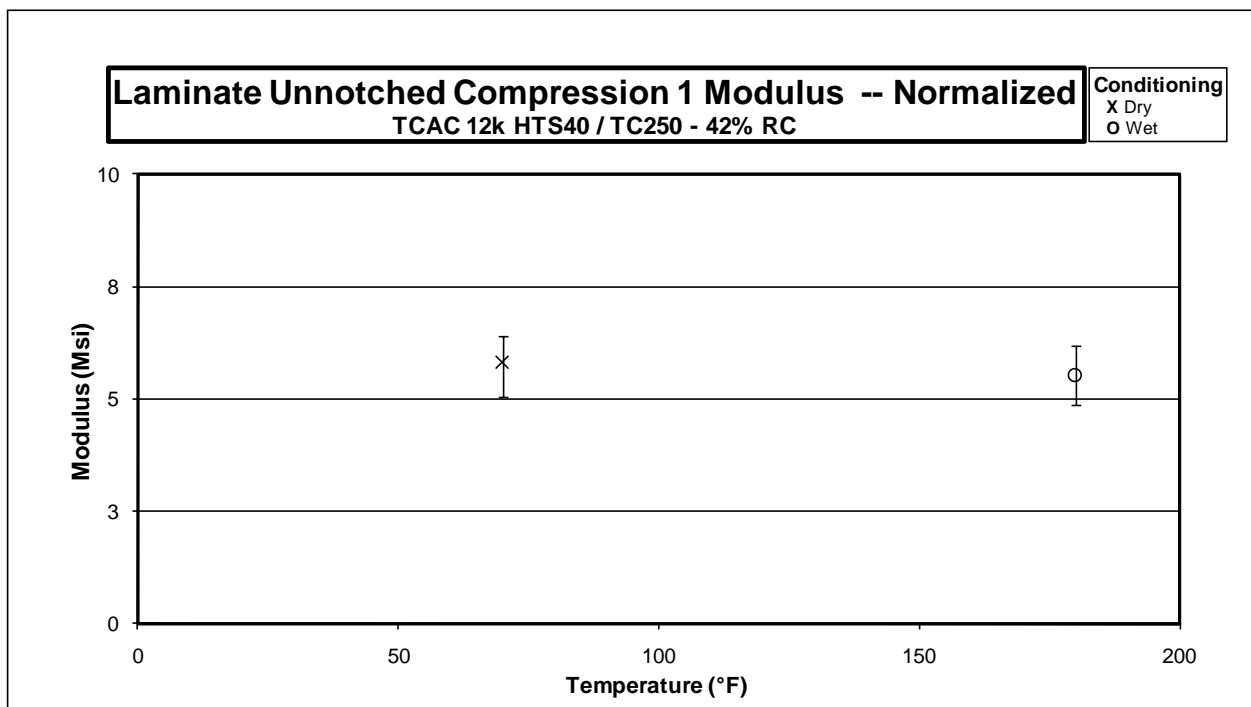
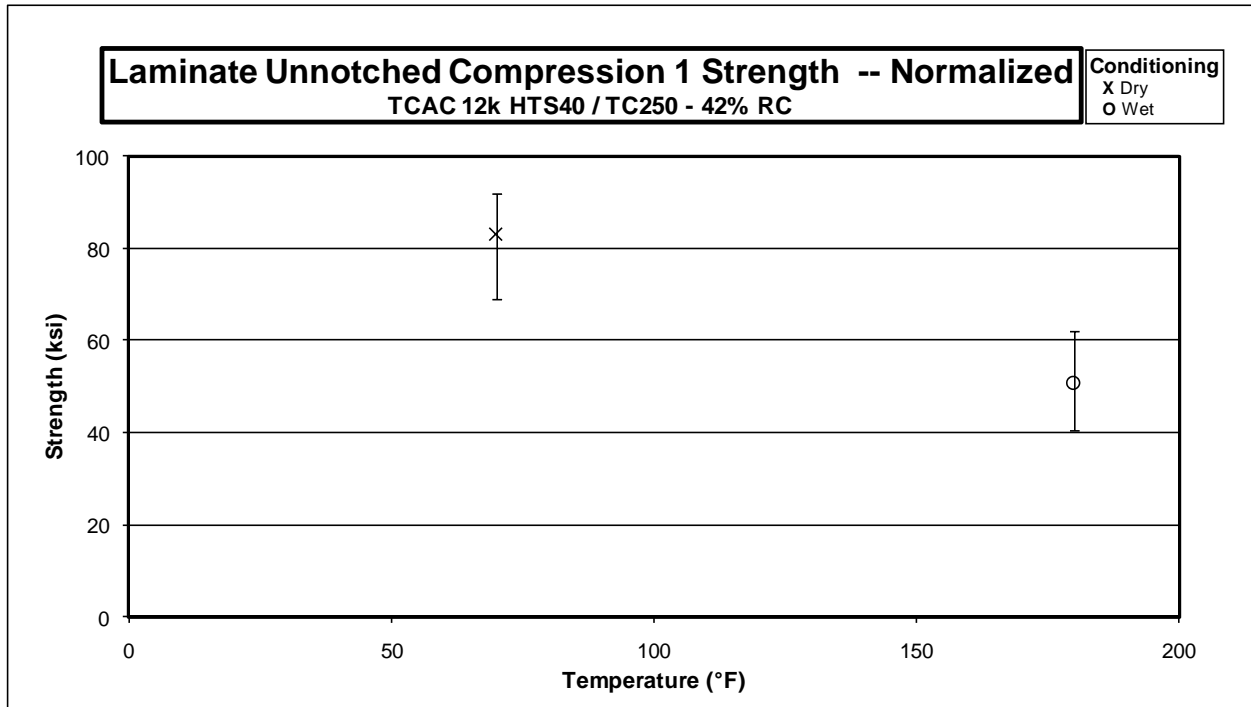
3.7 Unnotched Tension 2 Properties



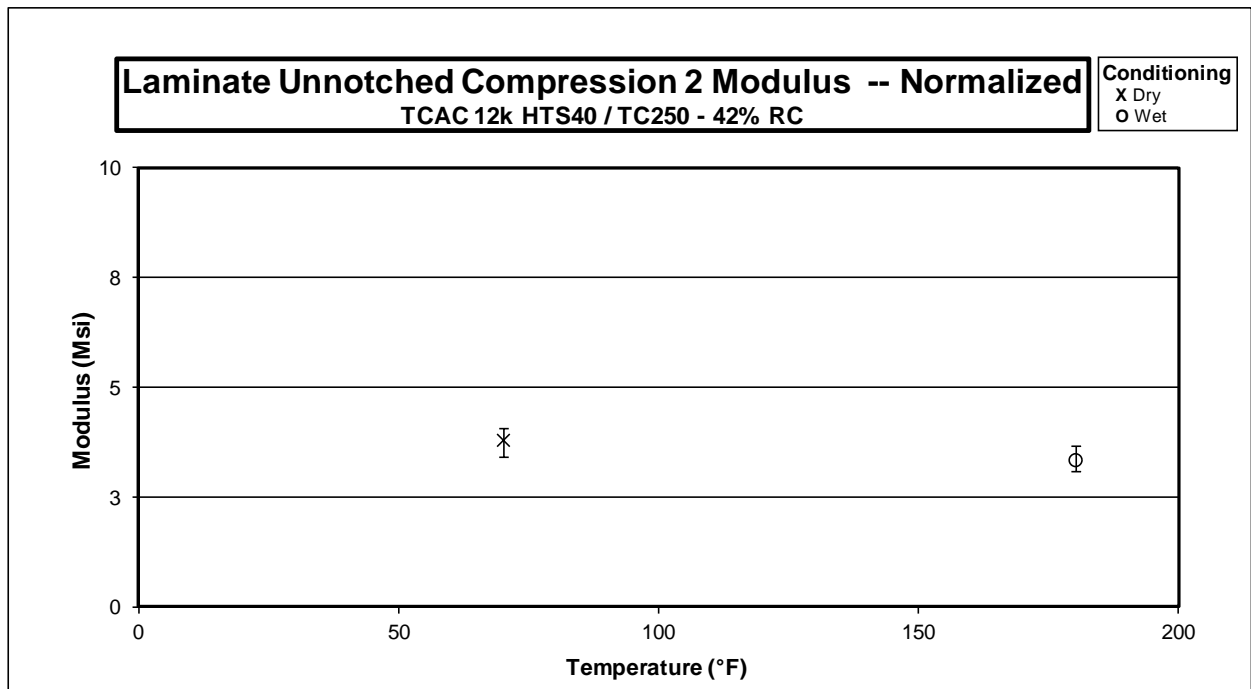
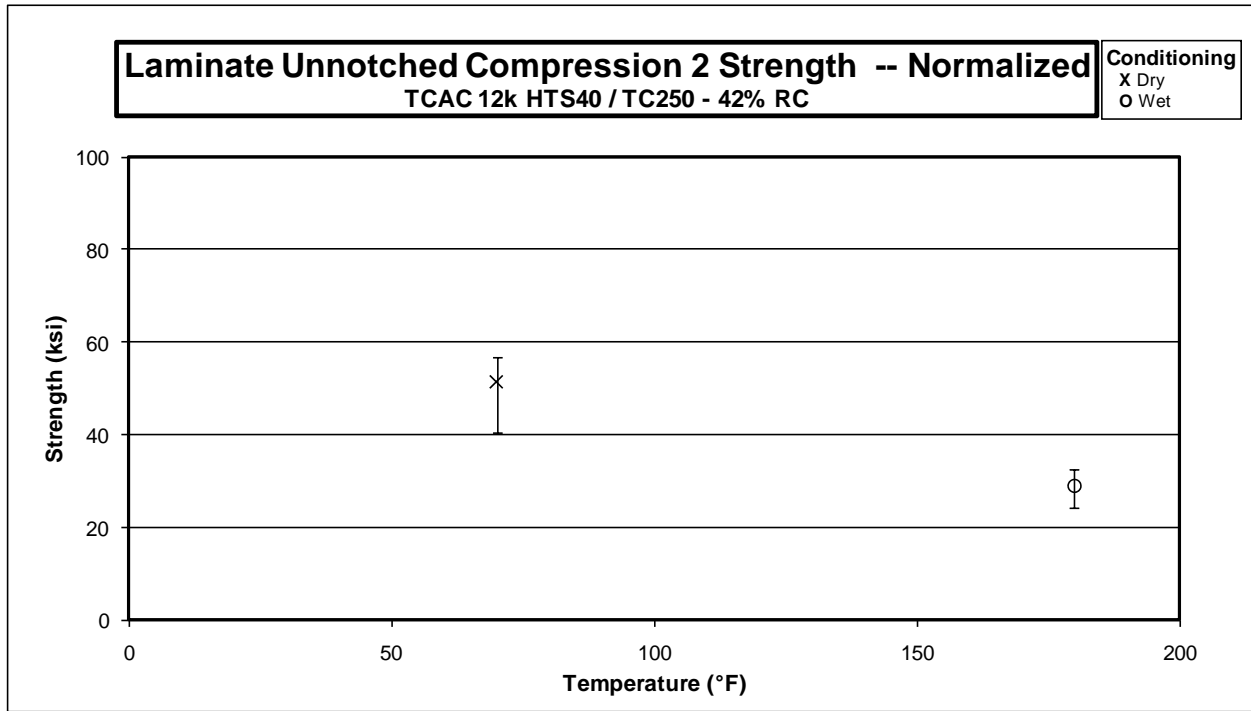
3.8 Unnotched Tension 3 Properties



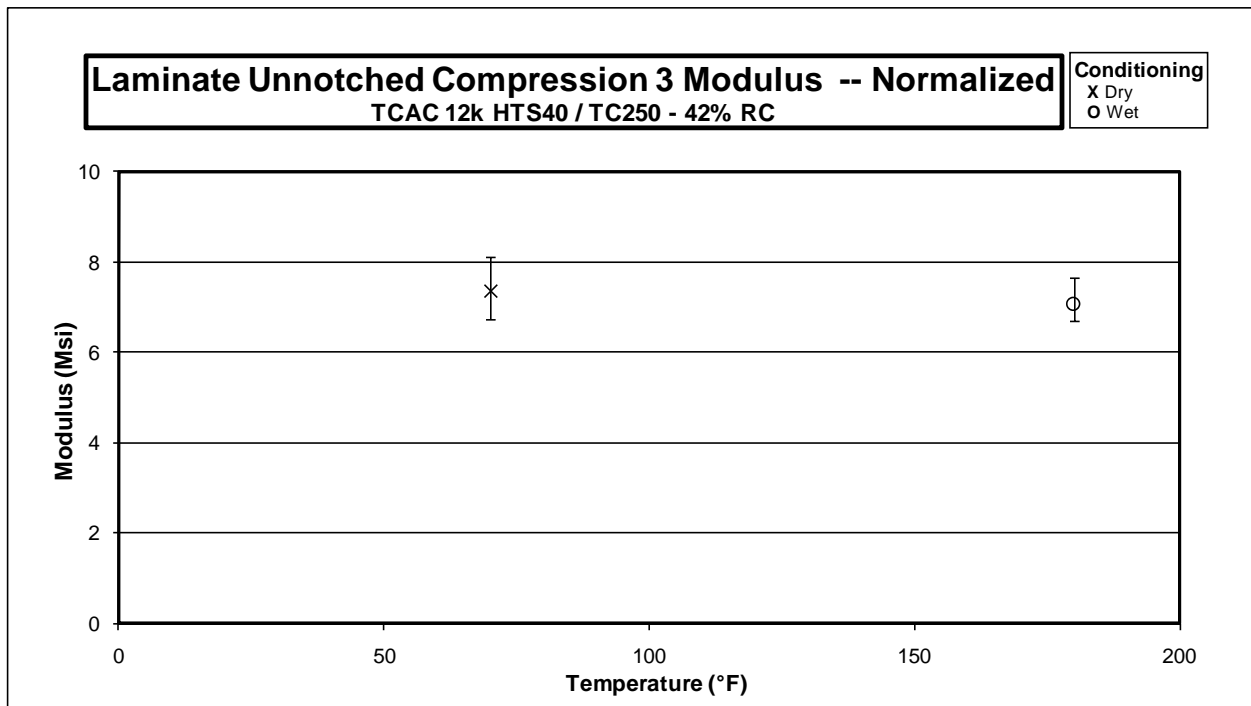
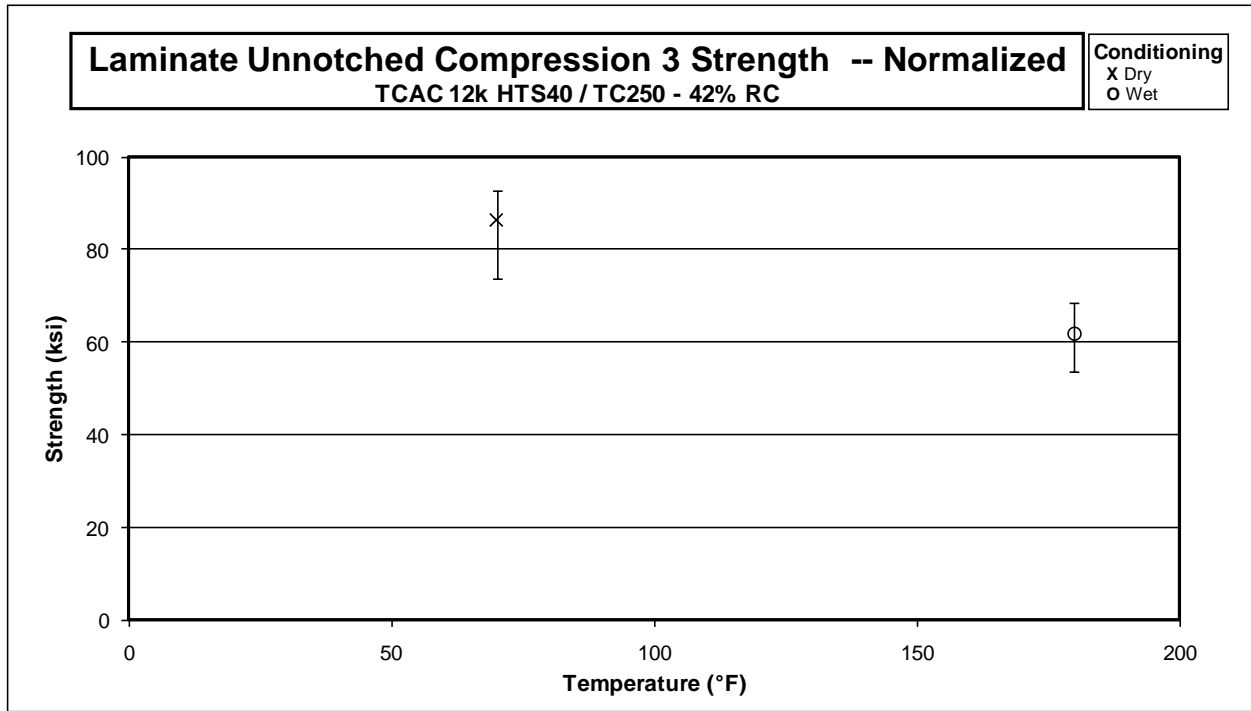
3.9 Unnotched Compression 1 Properties



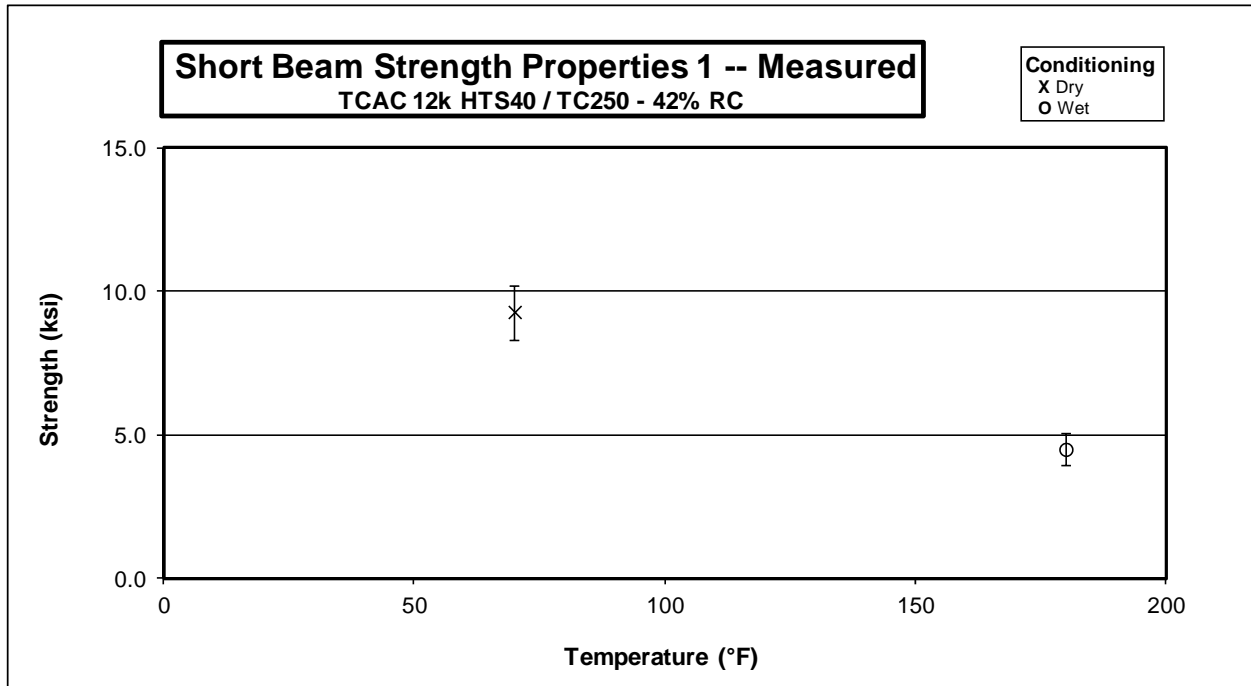
3.10 Unnotched Compression 2 Properties



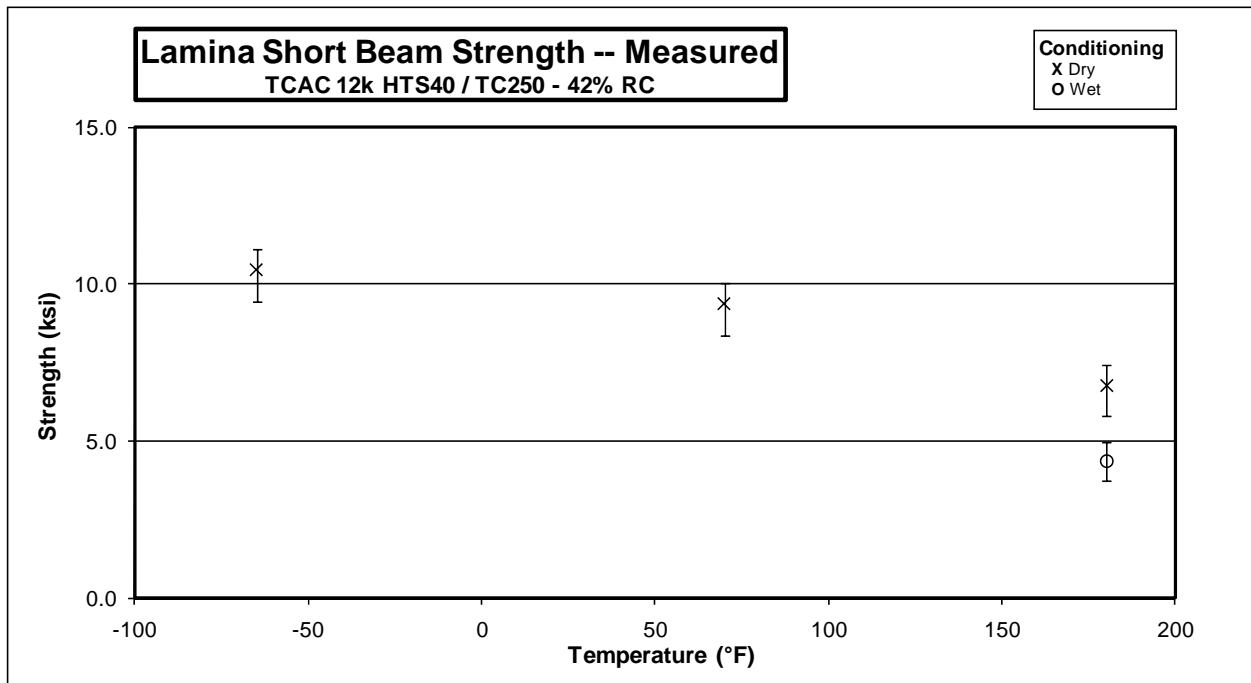
3.11 Unnotched Compression 3 Properties



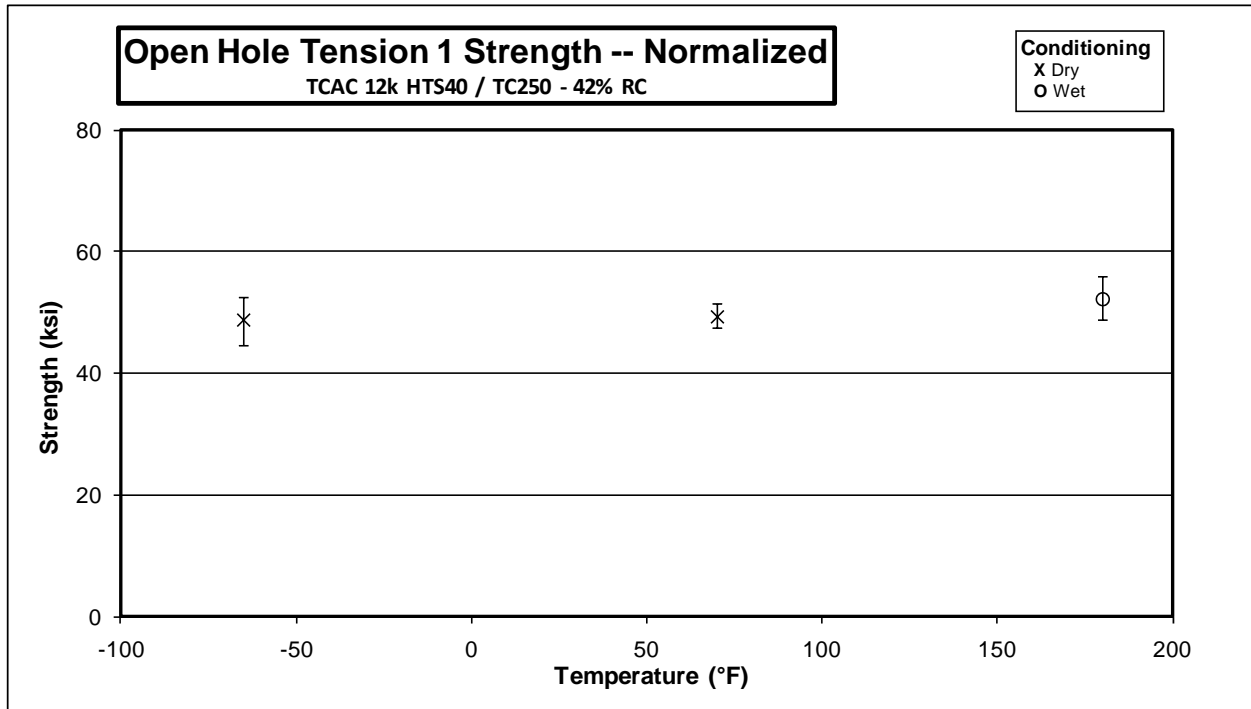
3.12 Laminate Short Beam Shear Properties



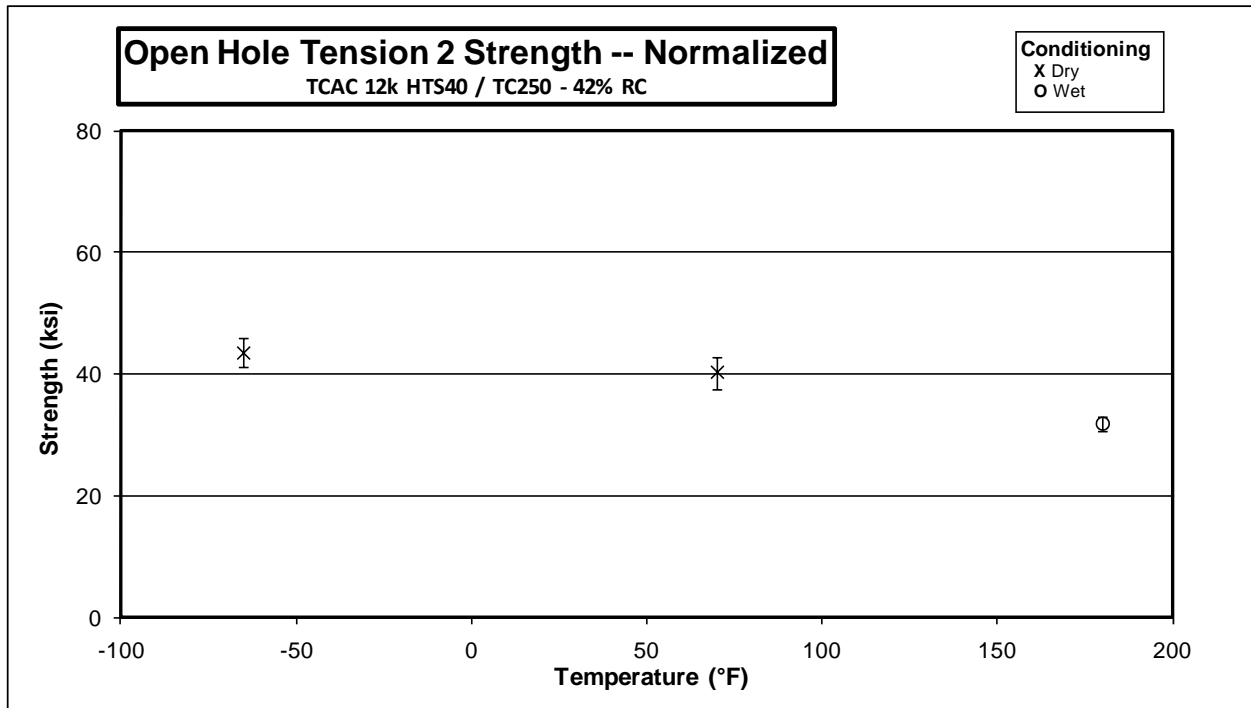
3.13 Lamina Short Beam Strength Properties



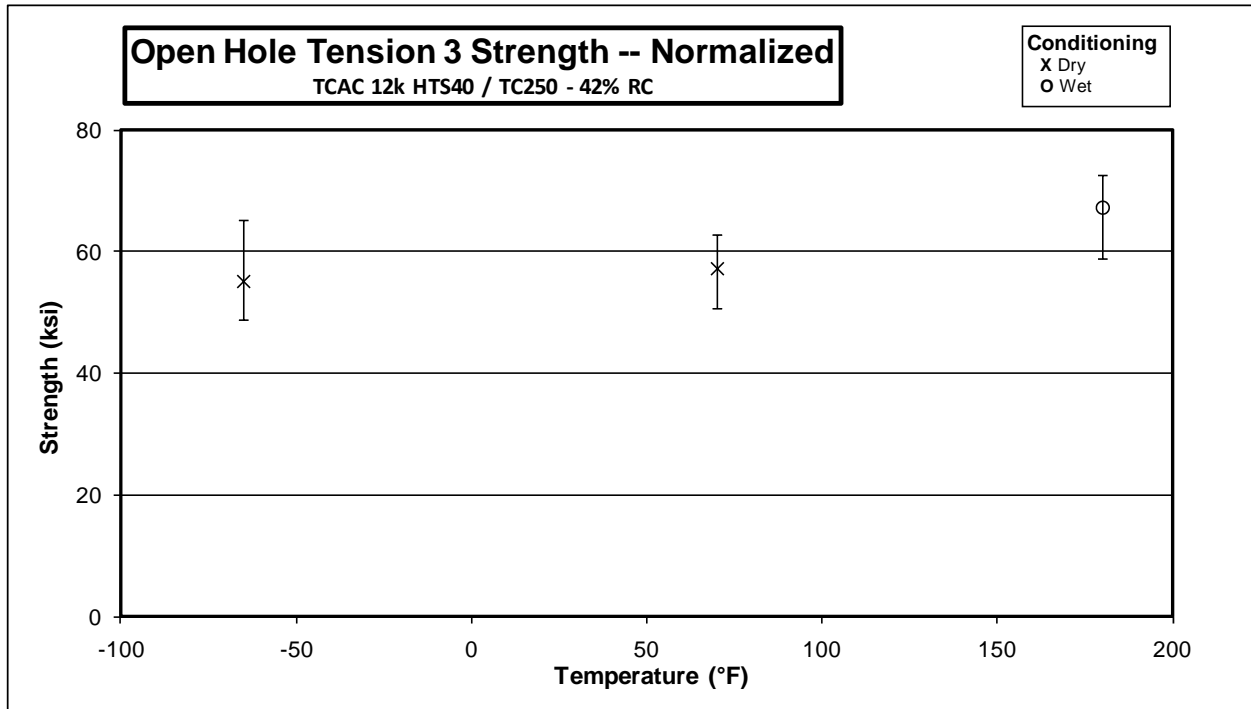
3.14 Open Hole Tension 1 Properties



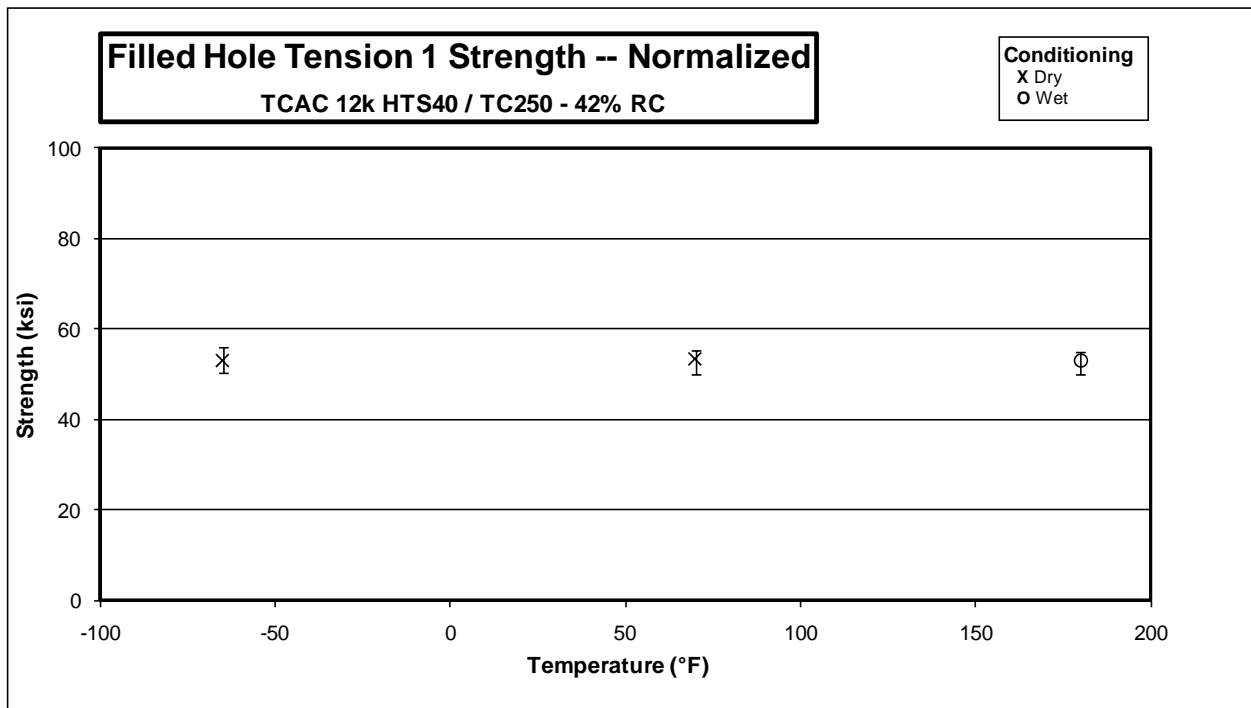
3.15 Open Hole Tension 2 Properties



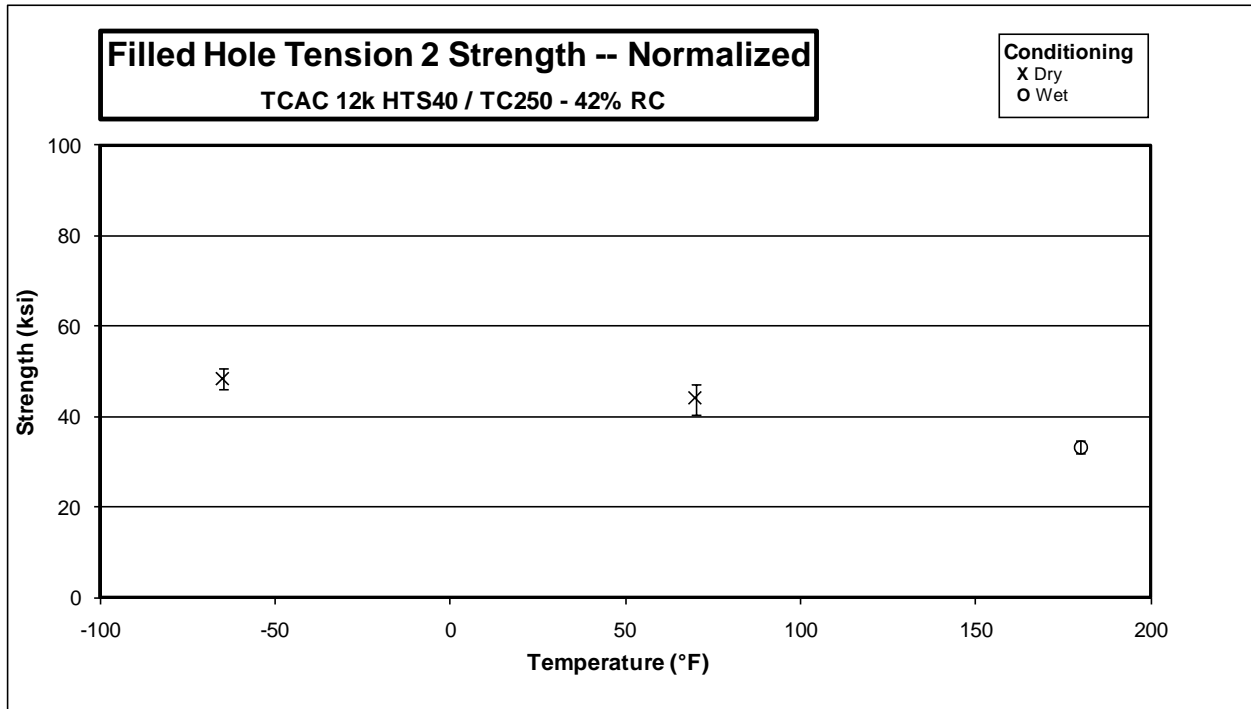
3.16 Open Hole Tension 3 Properties



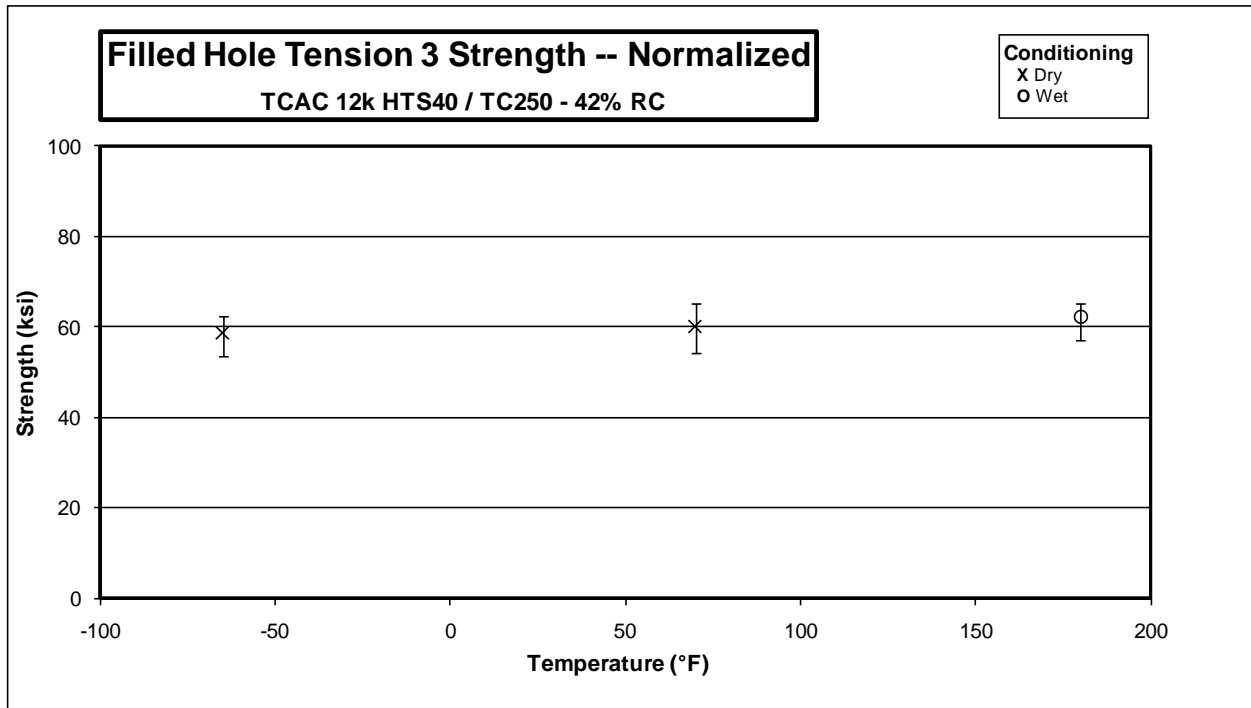
3.17 Filled-Hole Tension 1 Properties



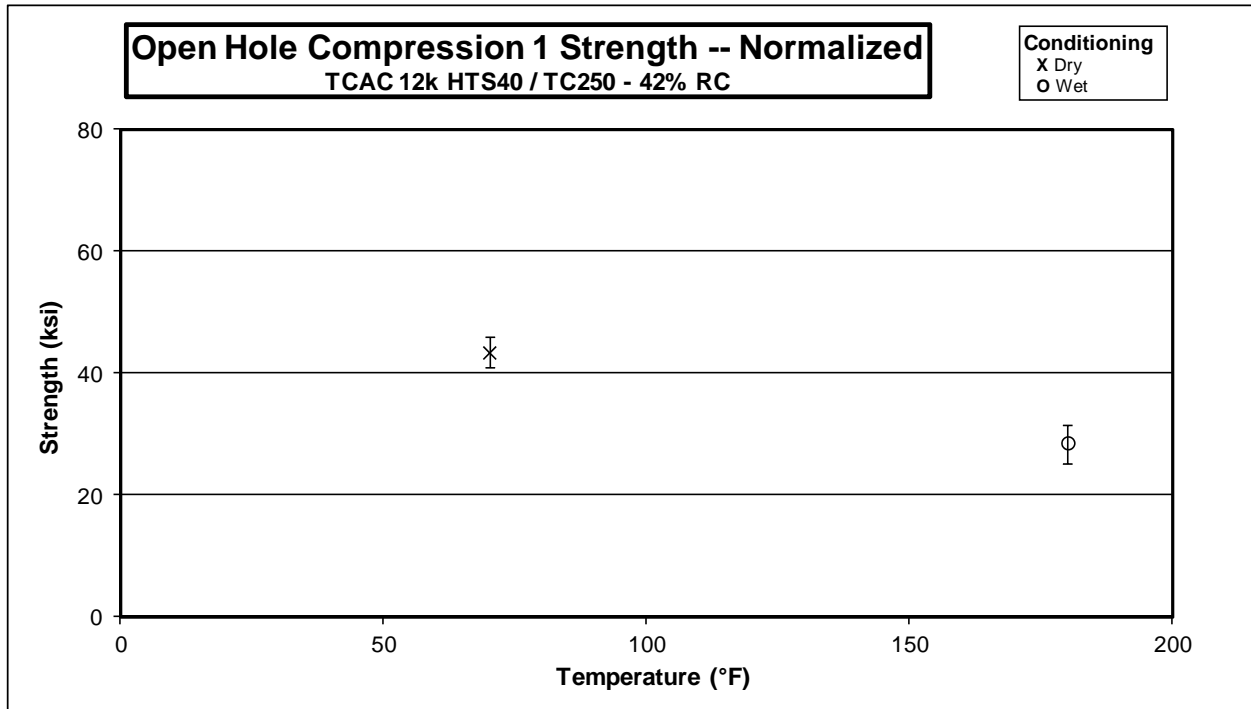
3.18 Filled-Hole Tension 2 Properties



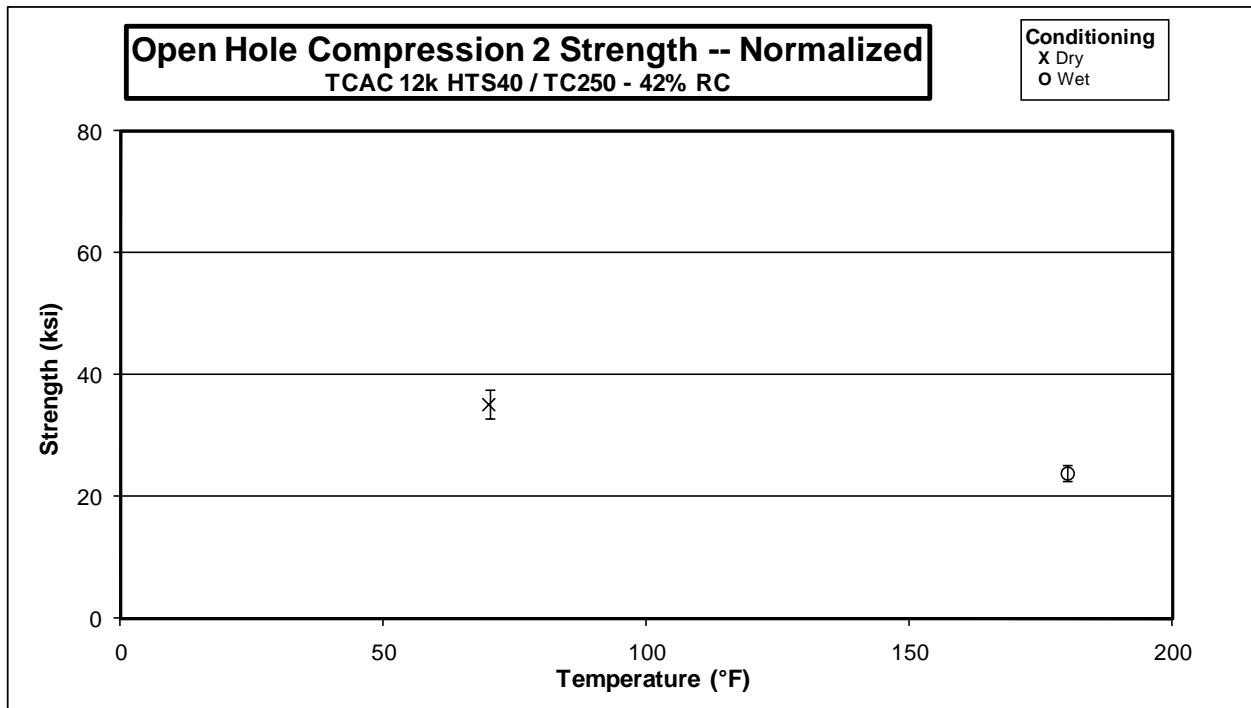
3.19 Filled-Hole Tension 3 Properties



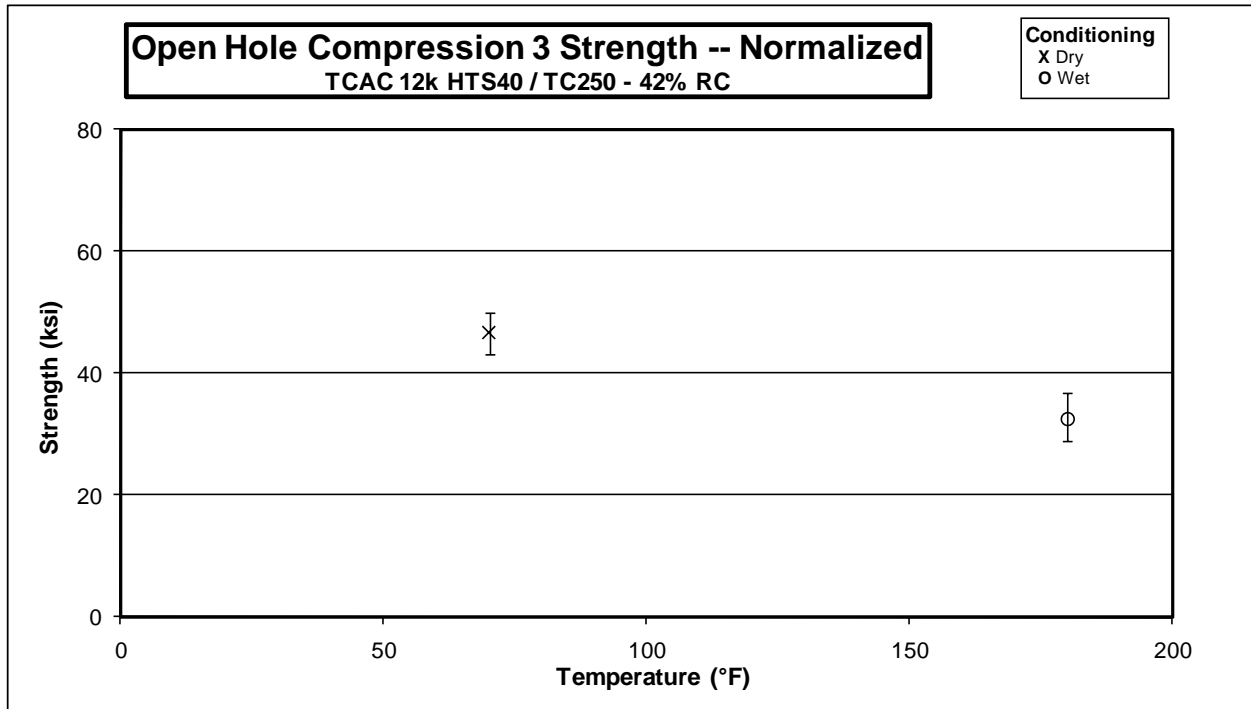
3.20 Open Hole Compression 1 Properties



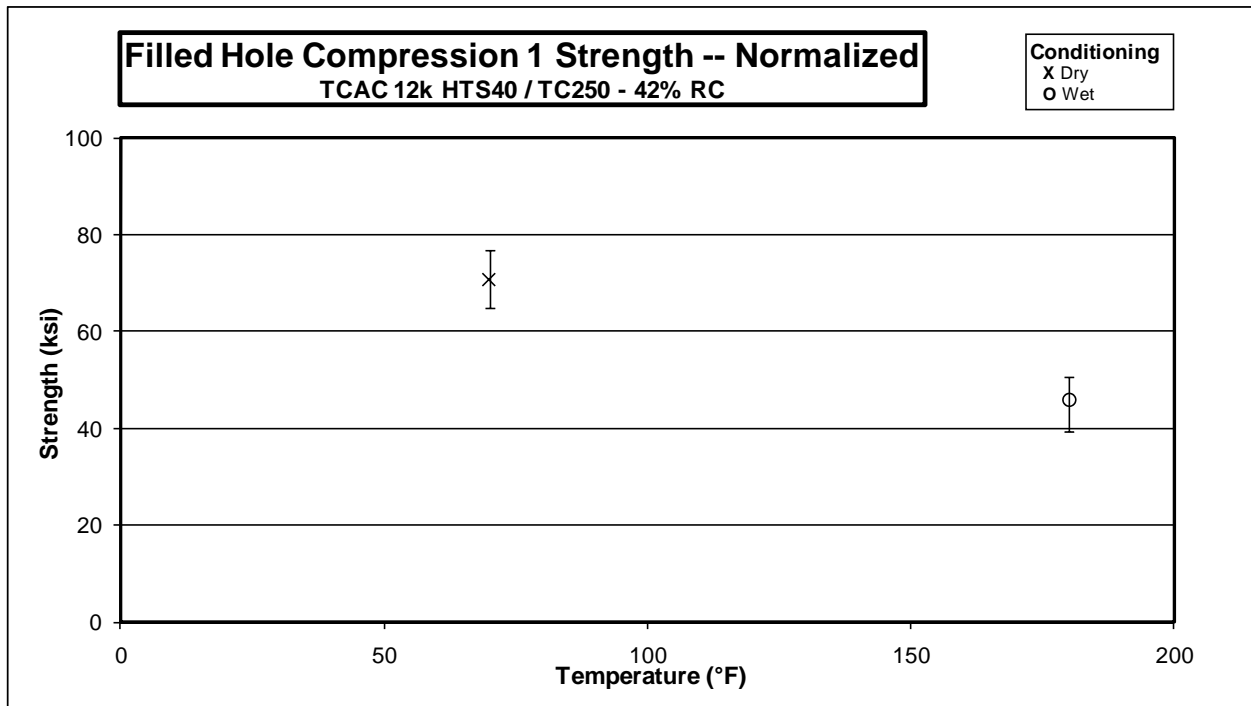
3.21 Open Hole Compression 2 Properties



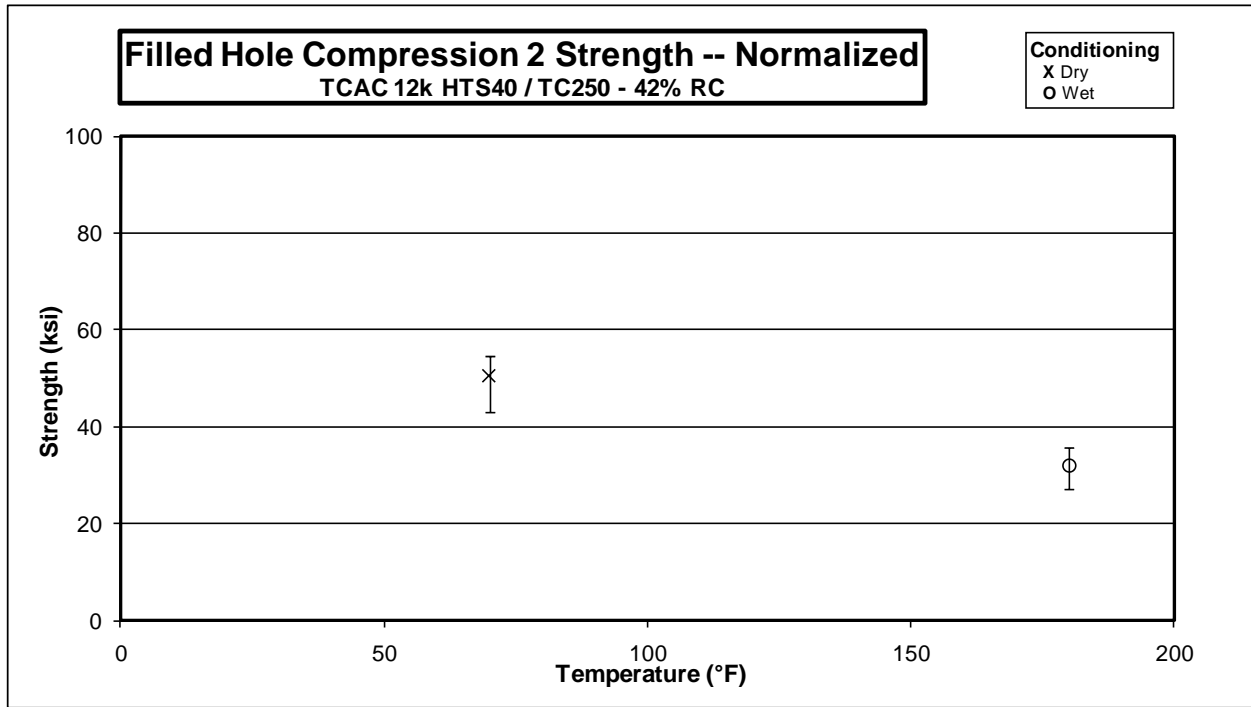
3.22 Open Hole Compression 3 Properties



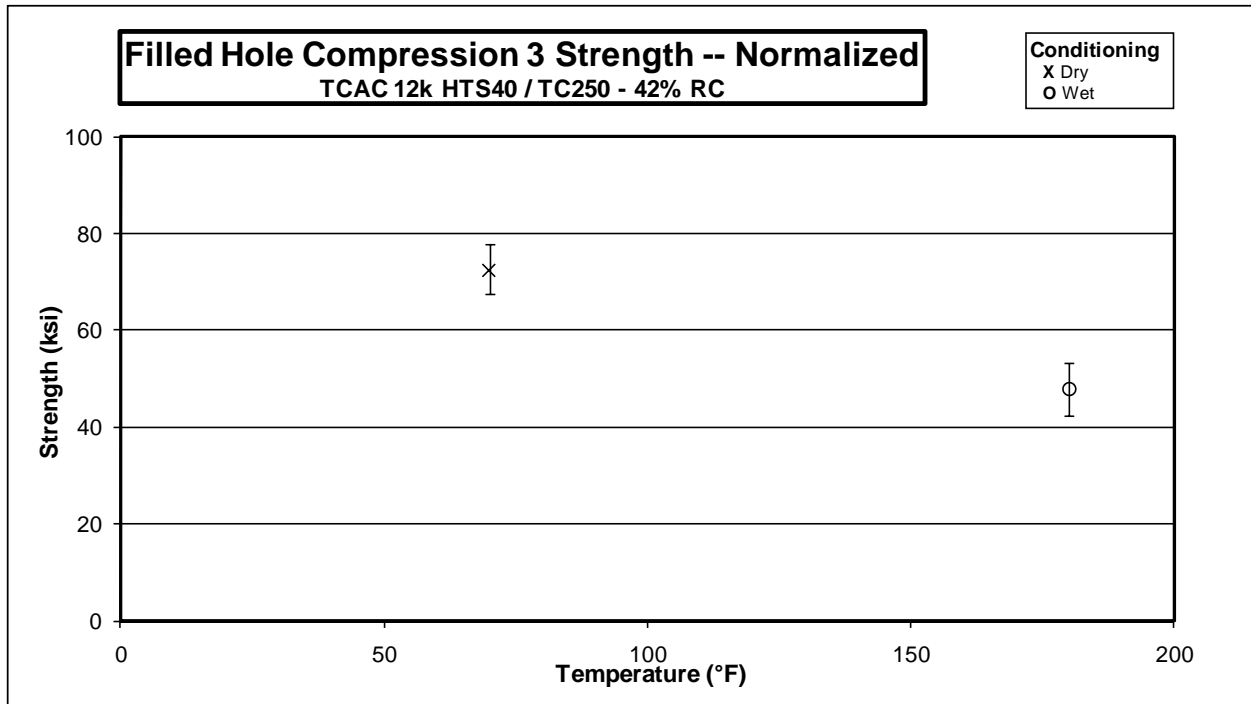
3.23 Filled-Hole Compression 1 Properties



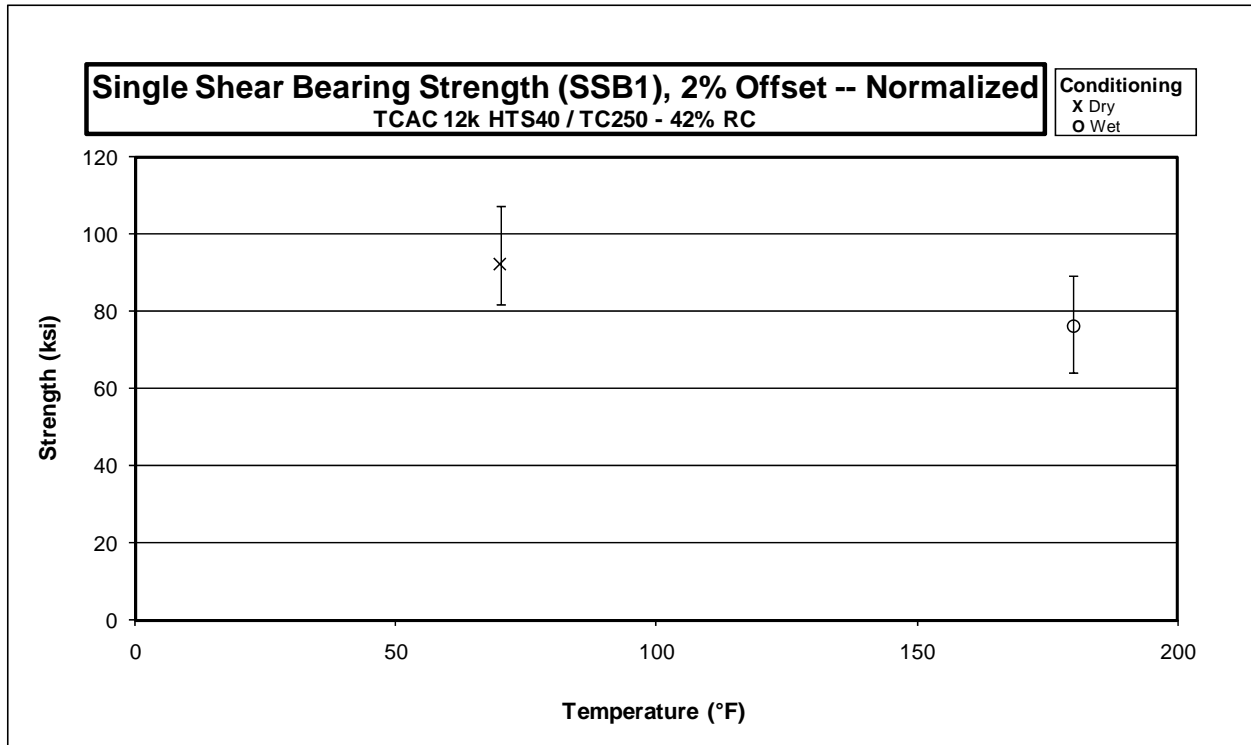
3.24 Filled-Hole Compression 2 Properties



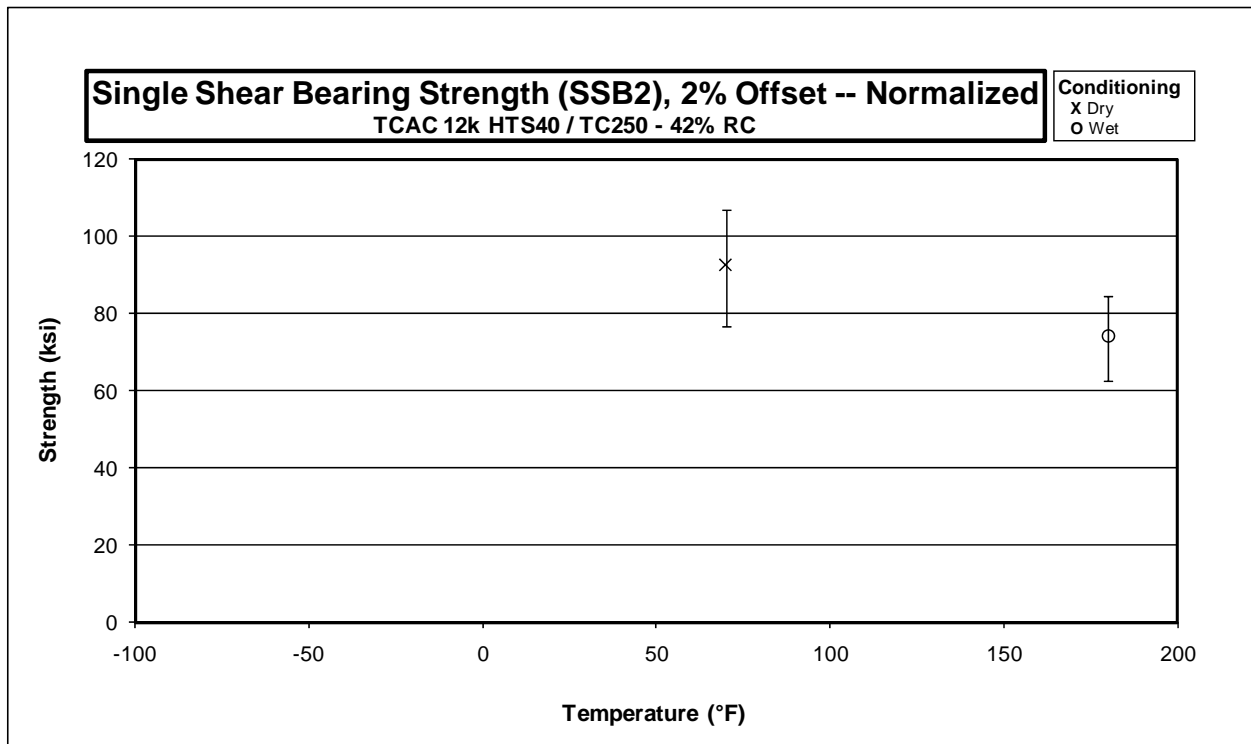
3.25 Filled-Hole Compression 3 Properties



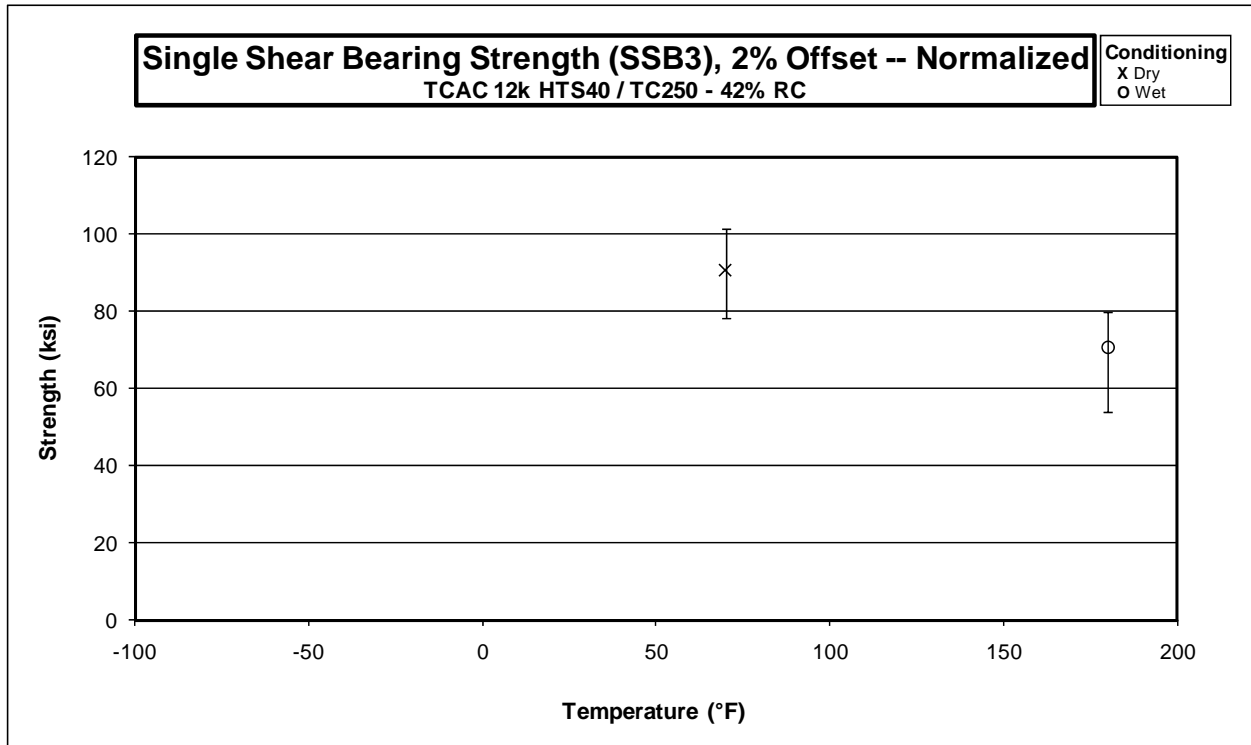
3.26 Single Shear Bearing Strength 1 Properties



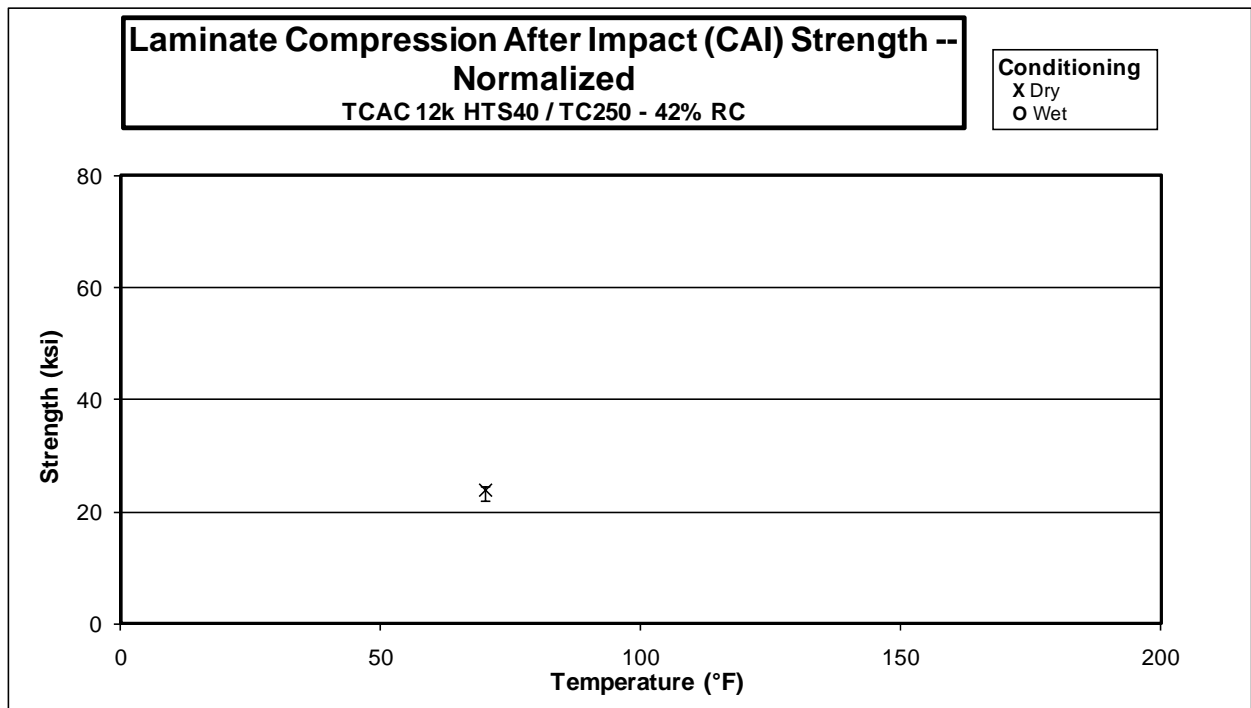
3.27 Single Shear Bearing Strength 2 Properties



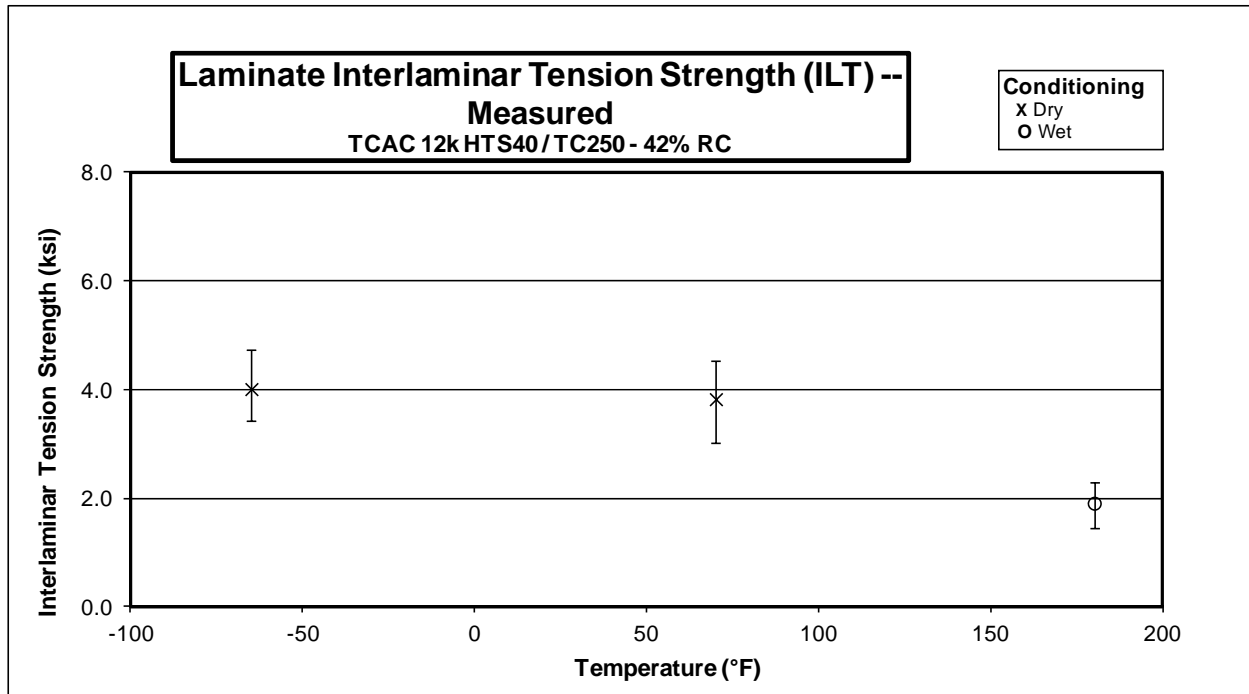
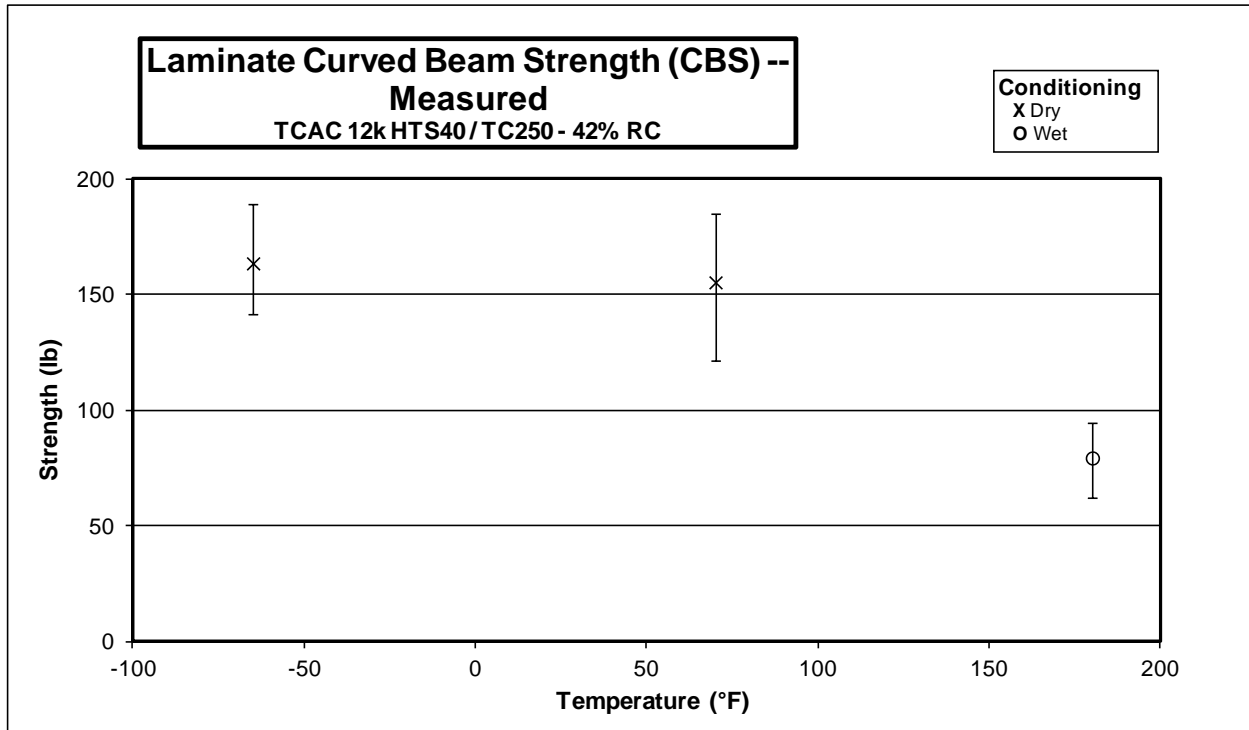
3.28 Single Shear Bearing Strength 3 Properties



3.29 Compression Strength After Impact 1 Properties



3.30 Interlaminar Tension Properties



4 Raw Data

4.1 Warp Tension Properties

**Warp Tension Properties (WT)-- (CTD)
Strength & Modulus
TCAC 12k HTS40 / TC250 - 42% RC**

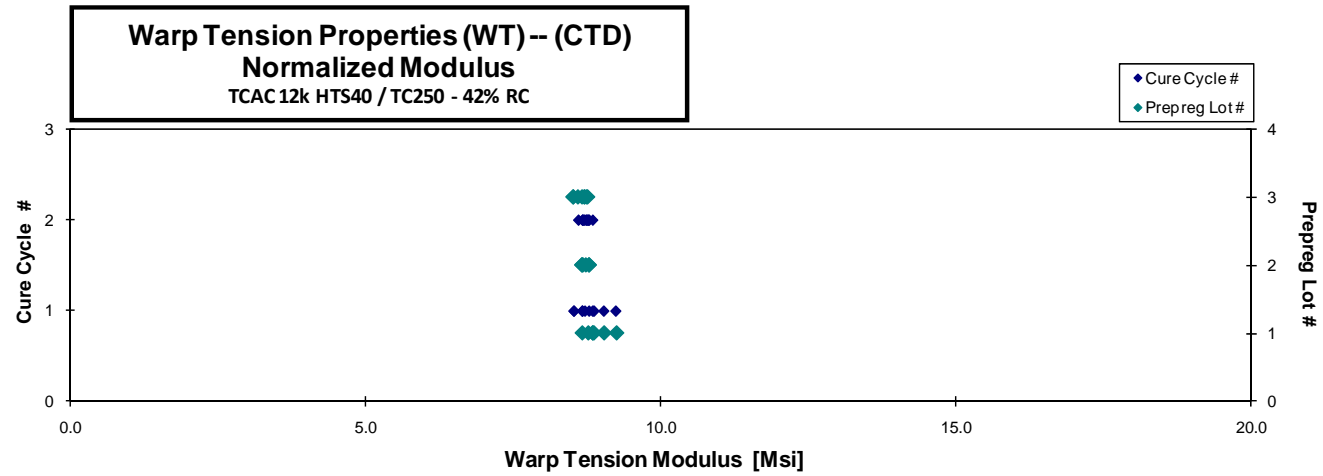
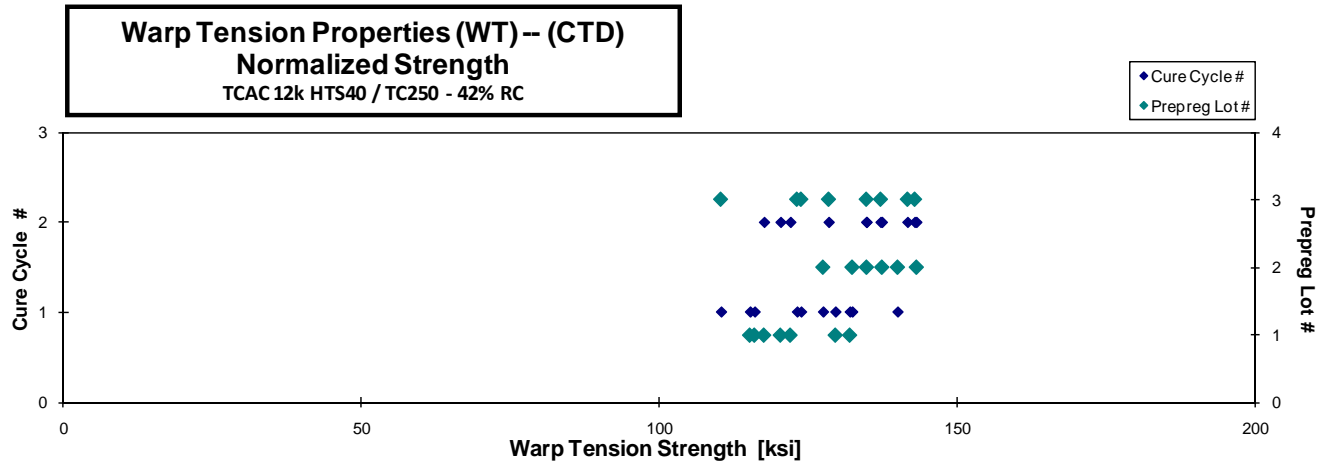
normalizing t_{ply}
[in]
0.0085

Specimen Number	TCAC Batch #	TCAC Cure Cycle	Prepreg Lot #	Cure Cycle #	Strength [ksi]	Modulus [Msi]	Poisson's Ratio	Avg. Specimen Thicken. [in]	# Plies in Laminate	Failure Mode	Avg. t_{ply} [in]	Strength _{norm} [ksi]	Modulus _{norm} [Msi]
TGJA117B	A	C1	1	1	112.330	8.573	0.046	0.105	12	LAB	0.0088	115.946	8.849
TGJA118B	A	C1	1	1	127.266	8.716	0.061	0.104	12	LGM	0.0087	129.512	8.870
TGJA119B	A	C1	1	1	127.860	8.759	*	0.105	12	LAB	0.0088	131.934	9.038
TGJA11BB	A	C1	1	1	109.210	8.767	0.055	0.108	12	LAT	0.0090	115.170	9.245
TGJA215B	A	C2	1	2	116.695	8.584	0.055	0.105	12	LGM	0.0088	120.299	8.849
TGJA216B	A	C2	1	2	113.750	8.493	*	0.105	12	LGM	0.0088	117.523	8.775
TGJA217B	A	C2	1	2	118.744	8.447	0.033	0.105	12	LWT	0.0087	121.946	8.675
TGJB117B	B	C1	2	1	122.109	8.306	0.027	0.106	12	LAB	0.0089	127.436	8.668
TGJB118B	B	C1	2	1	131.410	8.610	*	0.103	12	LWT	0.0086	132.333	8.670
TGJB119B	B	C1	2	1	144.629	9.079	0.034	0.099	12	LAT	0.0082	139.950	8.786
TGJB217B	B	C2	2	2	139.978	8.596	0.030	0.104	12	LWB	0.0087	143.111	8.788
TGJB218B	B	C2	2	2	133.674	8.615	0.032	0.103	12	LGM	0.0086	134.744	8.684
TGJB219B	B	C2	2	2	137.913	8.771	*	0.102	12	LAT	0.0085	137.327	8.734
TGJC117B	C	C1	3	1	105.388	8.147	*	0.107	12	LAT	0.0089	110.296	8.526
TGJC118B	C	C1	3	1	119.981	8.450	*	0.105	12	LWB	0.0088	123.745	8.715
TGJC119B	C	C1	3	1	126.555	8.764	*	0.099	12	LGM	0.0083	123.060	8.522
TGJC217B	C	C2	3	2	129.927	8.436	0.033	0.106	12	LAB	0.0088	134.704	8.746
TGJC218B	C	C2	3	2	124.813	8.429	0.026	0.105	12	LWT	0.0087	128.382	8.670
TGJC219B	C	C2	3	2	149.491	9.003	*	0.097	12	LAT	0.0081	142.822	8.602
TGJC21AB	C	C2	3	2	139.445	8.857	*	0.100	12	LGM	0.0084	137.098	8.707
TGJC21BB	C	C2	3	2	140.192	8.675	*	0.103	12	LGM	0.0086	141.612	8.763

* Poisson's ratio was not reported due to non-linearity.

Average	127.208	8.623	0.039
Standard Dev.	12.109	0.222	0.013
Coeff. of Var. [%]	9.519	2.570	32.070
Min.	105.388	8.147	0.026
Max.	149.491	9.079	0.061
Number of Spec.	21	21	11

Average _{norm}	0.0086	128.998	8.756
Standard Dev. _{norm}		9.808	0.161
Coeff. of Var. [%] _{norm}		7.603	1.844
Min.	0.0081	110.296	8.522
Max.	0.0090	143.111	9.245
Number of Spec.		21	21



**Warp Tension Properties (WT) -- (RTD)
Strength & Modulus
TCAC 12k HTS40 / TC250 - 42% RC**

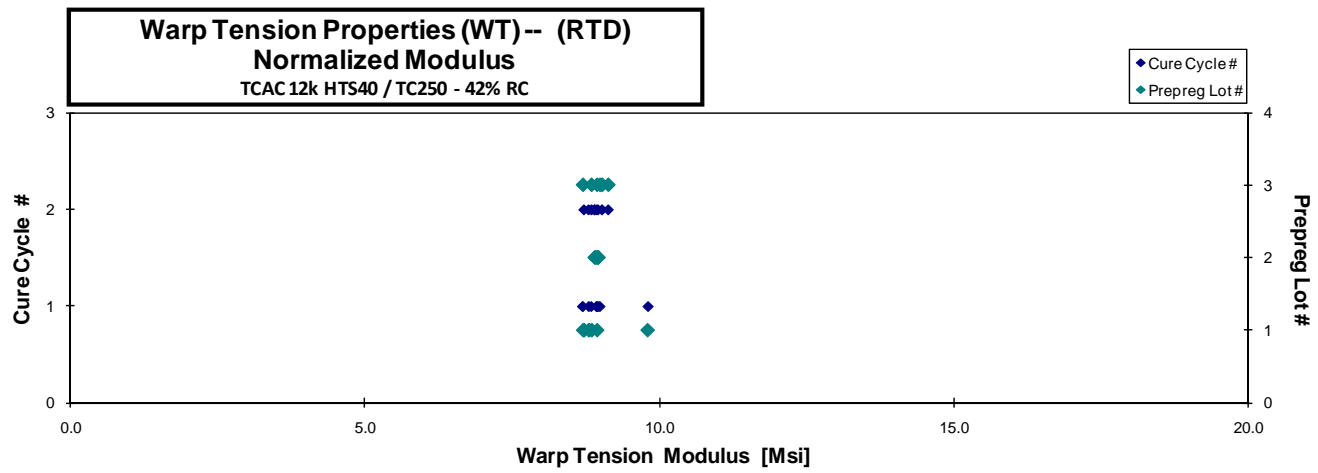
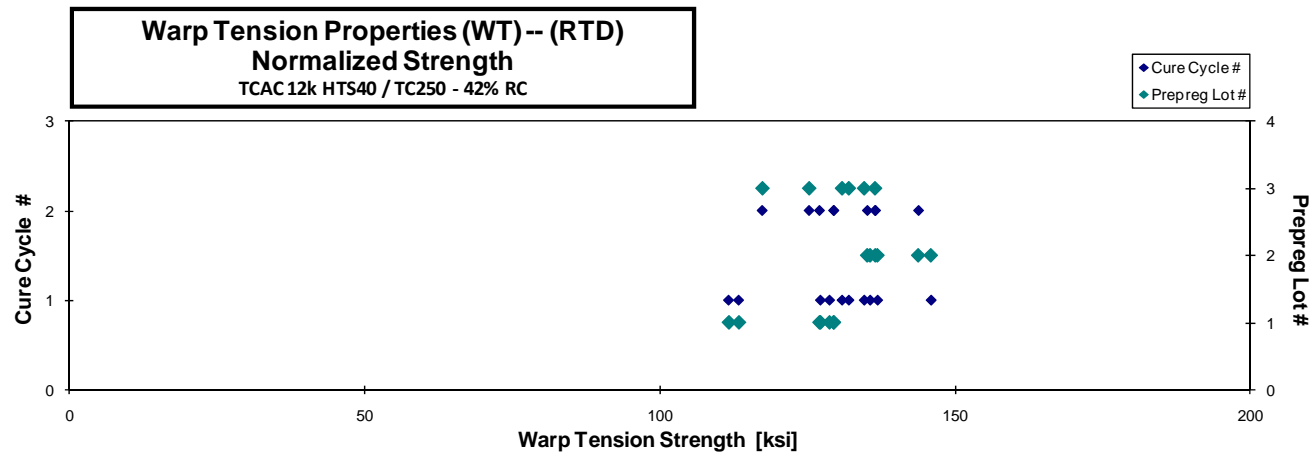
normalizing t_{ply}
[in]
0.0085

Specimen Number	TCAC Batch #	TCAC Cure Cycle	Prepreg Lot #	Cure Cycle #	Strength [ksi]	Modulus [Msi]	Poisson's Ratio	Avg. Specimen Thickn. [in]	# Plies in Laminate	Failure Mode	Avg. t_{ply} [in]	Strength _{norm} [ksi]	Modulus _{norm} [Msi]
TGJA11CA	A	C1	1	1	121.966	8.343	0.035	0.108	12	LGM	0.0090	128.762	8.808
TGJA11DA	A	C1	1	1	106.466	9.341	0.037	0.107	12	LGM	0.0089	111.702	9.800
TGJA11EA	A	C1	1	1	109.466	8.405	0.043	0.106	12	LAT/LAT	0.0088	113.401	8.707
TGJA11FA	A	C1	1	1	125.140	8.797	0.028	0.104	12	LAT/LAB	0.0086	127.226	8.944
TGJA218A	A	C2	1	2	126.341	8.592	*	0.105	12	LWT	0.0087	129.479	8.805
TGJA219A	A	C2	1	2	127.718	8.734	*	0.103	12	LAT	0.0086	129.471	8.854
TGJA21AA	A	C2	1	2	125.889	8.647	*	0.103	12	LAT	0.0086	127.061	8.727
TGJB11CA	B	C1	2	1	141.513	8.693	0.044	0.105	12	LWT	0.0088	145.930	8.965
TGJB11DA	B	C1	2	1	127.845	8.431	0.054	0.108	12	LAB	0.0090	135.637	8.945
TGJB11EA	B	C1	2	1	127.897	8.352	0.048	0.109	12	LAB	0.0091	136.883	8.939
TGJB21CA	B	C2	2	2	131.795	8.685	0.035	0.105	12	LAB/LWT	0.0087	135.154	8.907
TGJB21DA	B	C2	2	2	131.124	8.609	0.041	0.106	12	LGM	0.0089	136.523	8.963
TGJB21FA	B	C2	2	2	138.702	8.591	0.044	0.106	12	LGM	0.0088	143.801	8.906
TGJC11DA	C	C1	3	1	131.919	8.812	0.036	0.104	12	LAT	0.0087	134.635	8.994
TGJC11EA	C	C1	3	1	126.246	8.397	0.039	0.106	12	LWB	0.0088	130.887	8.706
TGJC11FA	C	C1	3	1	129.012	8.648	0.038	0.104	12	LAT	0.0087	132.026	8.850
TGJC21DA	C	C2	3	2	114.576	8.814	0.046	0.105	12	LAT	0.0087	117.384	9.030
TGJC21EA	C	C2	3	2	132.490	8.867	0.035	0.105	12	LAT	0.0088	136.474	9.134
TGJC21FA	C	C2	3	2	124.093	8.857	0.039	0.103	12	LWB	0.0086	125.310	8.944

* No transverse strain data available; uniaxial strain device was used.

Average	126.326	8.664	0.040
Standard Dev.	8.700	0.237	0.006
Coeff. of Var. [%]	6.887	2.737	15.521
Min.	106.466	8.343	0.028
Max.	141.513	9.341	0.054
Number of Spec.	19	19	16

Average _{norm}	0.0088	130.408	8.944
Standard Dev. _{norm}		9.029	0.235
Coeff. of Var. [%] _{norm}		6.924	2.631
Min.	0.0086	111.702	8.706
Max.	0.0091	145.930	9.800
Number of Spec.		19	19



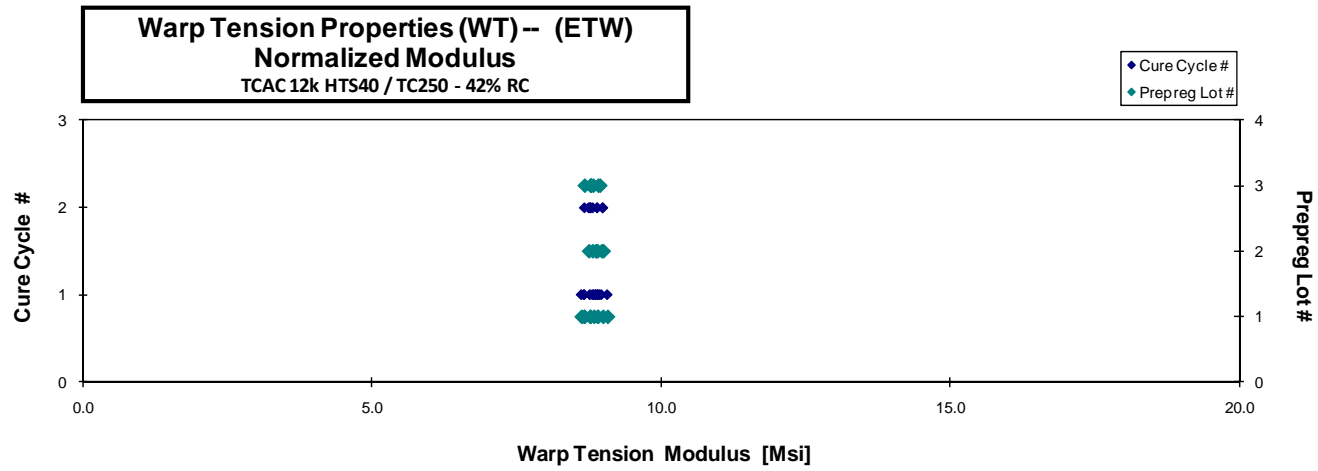
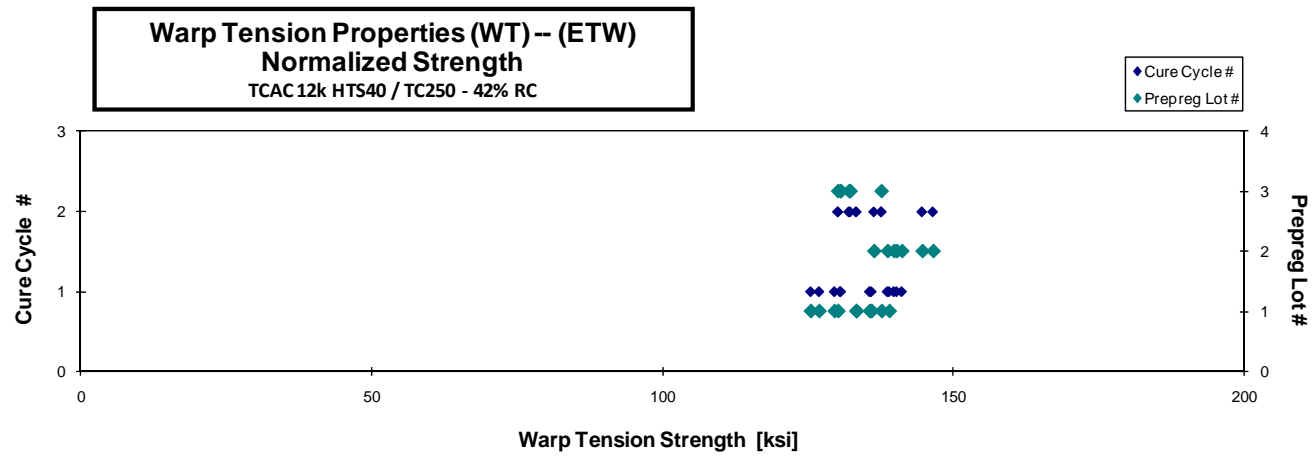
Warp Tension Properties (WT) -- (ETW)
Strength & Modulus
 TCAC 12k HTS40 / TC250 - 42% RC

normalizing t_{ply}
 [in]
 0.0085

Specimen Number	TCAC Batch #	TCAC Cure Cycle	Prepreg Lot #	Cure Cycle #	Strength [ksi]	Modulus [Msi]	Poisson's Ratio	Avg. Specimen Thickn. [in]	# Plies in Laminate	Failure Mode	Avg. t_{ply} [in]	Strength _{norm} [ksi]	Modulus _{norm} [Msi]
TGJA111F	A	C1	1	1	132.555	8.873	***	0.104	12	LWB/LAT	0.0087	135.652	9.080
TGJA112F	A	C1	1	1	121.987	8.501	***	0.106	12	LAT/LAB	0.0088	126.970	8.848
TGJA113F	A	C1	1	1	119.409	8.478	***	0.107	12	LWT/LAB	0.0089	125.535	8.913
TGJA114F	A	C1	1	1	122.054	8.268	0.046	0.108	12	LAT/LAB	0.0090	129.612	8.780
TGJA115F	A	C1	1	1	131.491	8.166	0.016	0.108	12	LGM	0.0090	139.011	8.633
TGJA116F	A	C1	1	1	129.544	8.267	0.045	0.107	12	LWT/LWB	0.0089	135.957	8.676
TGJA211F	A	C2	1	2	132.218	8.614	**	0.103	12	LAT/LWB	0.0086	133.341	8.687
TGJA212F	A	C2	1	2	131.528	8.665	0.033	0.103	12	LAT/LWB	0.0086	133.354	8.786
TGJA213F	A	C2	1	2	127.252	8.706	0.048	0.104	12	LAT/LWB	0.0087	130.226	8.909
TGJA214F	A	C2	1	2	133.879	8.752	0.034	0.105	12	LAB/LWT	0.0087	137.686	9.001
TGJB111F	B	C1	2	1	143.646	9.225	**	0.099	12	LWB/LAT	0.0083	139.820	8.979
TGJB112F	B	C1	2	1	140.934	8.923	0.045	0.102	12	LWT	0.0085	140.290	8.883
TGJB113F	B	C1	2	1	137.521	8.748	0.052	0.103	12	LAT/LWB	0.0086	138.712	8.824
TGJB114F	B	C1	2	1	139.218	8.757	0.057	0.103	12	LWT/LAB	0.0086	141.174	8.880
TGJB211F	B	C2	2	2	146.144	8.737	0.043	0.102	12	LGM	0.0085	146.526	8.760
TGJB212F	B	C2	2	2	143.049	8.905	0.051	0.103	12	LGM	0.0086	144.662	9.005
TGJB213F	B	C2	2	2	132.993	8.684	0.051	0.105	12	LAT	0.0087	136.383	8.906
TGJC114F	C	C1	3	1	*	8.692	0.039	0.105	12		0.0087		8.919
TGJC115F	C	C1	3	1	125.563	8.604	0.040	0.106	12	LAB / LGM	0.0088	130.589	8.948
TGJC116F	C	C1	3	1	124.213	8.254	**	0.107	12	LAT	0.0089	130.708	8.686
TGJC211F	C	C2	3	2	132.272	8.973	0.039	0.100	12	LWB	0.0084	130.197	8.833
TGJC212F	C	C2	3	2	129.415	8.593	0.040	0.104	12	LWT / LAB	0.0087	132.312	8.786
TGJC213F	C	C2	3	2	133.095	8.505	**	0.105	12	LAT / LGM	0.0088	137.640	8.795
TGJC214F	C	C2	3	2	126.567	8.425	0.039	0.106	12	LGM	0.0089	132.089	8.793

* Strength removed due to bad failure mode observed.
 ** Poisson's ratio was not reported due to non-linearity.
 *** No transverse strain data available; uniaxial strain device was used.

Average	132.024	8.638	0.042	Average _{norm}	0.0087	135.150	8.846
Standard Dev.	7.234	0.254	0.009	Standard Dev. _{norm}		5.437	0.115
Coeff. of Var. [%]	5.480	2.936	22.327	Coeff. of Var. [%] _{norm}		4.023	1.296
Min.	119.409	8.166	0.016	Min.	0.0083	125.535	8.633
Max.	146.144	9.225	0.057	Max.	0.0090	146.526	9.080
Number of Spec.	23	24	17	Number of Spec.		23	24



4.2 Fill Tension Properties

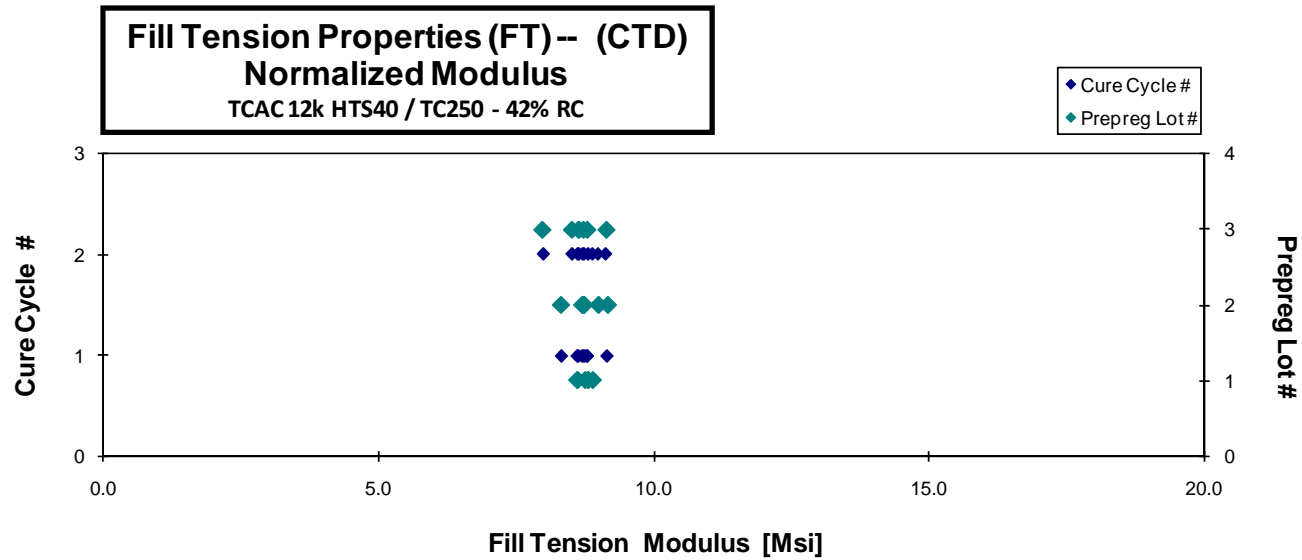
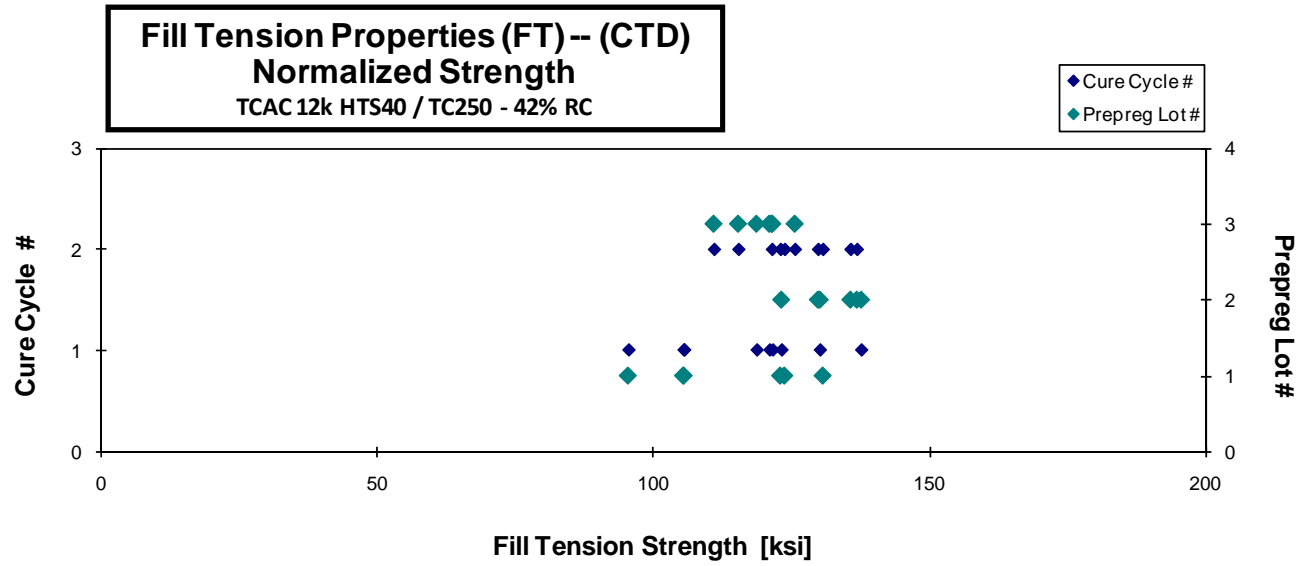
Fill Tension Properties (FT) -- (CTD)
Strength & Modulus
 TCAC 12k HTS40 / TC250 - 42% RC

normalizing t_{ply}
 [in]
 0.0085

Specimen Number	TCAC Batch #	TCAC Cure Cycle	Prepreg Lot #	Cure Cycle #	Strength [ksi]	Modulus [Msi]	Avg. Specimen Thckn. [in]	# Plies in Laminate	Failure Mode	Avg. t_{ply} [in]	Strength _{norm} [ksi]	Modulus _{norm} [Msi]
TGUA117B	A	C1	1	1	102.212	8.534	0.105	12	LGM	0.0088	105.368	8.798
TGUA118B	A	C1	1	1	102.945	8.539	0.105	12	LGM	0.0087	105.485	8.750
TGUA119B	A	C1	1	1	91.020	8.214	0.107	12	LGM	0.0089	95.392	8.609
TGUA217B	A	C2	1	2	125.610	8.288	0.106	12	LAB	0.0088	130.597	8.617
TGUA218B	A	C2	1	2	118.479	8.493	0.106	12	LWB	0.0088	122.912	8.810
TGUA219B	A	C2	1	2	119.010	8.555	0.106	12	LWT	0.0088	123.657	8.889
TGUB117B	B	C1	2	1	119.359	8.063	0.105	12	LAT	0.0088	123.103	8.316
TGUB118B	B	C1	2	1	133.346	8.879	0.105	12	LWT	0.0088	137.551	9.159
TGUB119B	B	C1	2	1	127.144	8.503	0.104	12	LAB	0.0087	130.073	8.699
TGUB218B	B	C2	2	2	127.918	8.482	0.108	12	LWT	0.0090	135.610	8.992
TGUB219B	B	C2	2	2	128.647	8.216	0.108	12	LAB	0.0090	136.761	8.735
TGUB21AB	B	C2	2	2	123.936	8.321	0.107	12	LAT	0.0089	129.727	8.710
TGUC117B	C	C1	3	1	115.805	8.228	0.107	12	LAT	0.0089	121.500	8.633
TGUC118B	C	C1	3	1	115.632	8.337	0.107	12	LGM	0.0089	120.941	8.719
TGUC119B	C	C1	3	1	113.175	8.386	0.107	12	LWB	0.0089	118.612	8.789
TGUC21CB	C	C2	3	2	112.029	8.874	0.105	12	LAB	0.0087	115.306	9.133
TGUC21DB	C	C2	3	2	107.628	7.748	0.105	12	LAT	0.0088	110.881	7.982
TGUC21EB	C	C2	3	2	118.275	8.297	0.105	12	LAB	0.0087	121.367	8.514
TGUC21FB	C	C2	3	2	122.214	8.410	0.105	12	LAB	0.0087	125.529	8.638

Average 117.073 8.388
 Standard Dev. 10.566 0.259
 Coeff. of Var. [%] 9.025 3.090
 Min. 91.020 7.748
 Max. 133.346 8.879
 Number of Spec. 19 19

Average_{norm} 0.0088 121.599 8.710
 Standard Dev._{norm} 11.296 0.266
 Coeff. of Var. [%]_{norm} 9.290 3.053
 Min. 0.0087 95.392 7.982
 Max. 0.0090 137.551 9.159
 Number of Spec. 19 19



Fill Tension Properties (FT) -- (RTD)
Strength & Modulus
 TCAC 12k HTS40 / TC250 - 42% RC

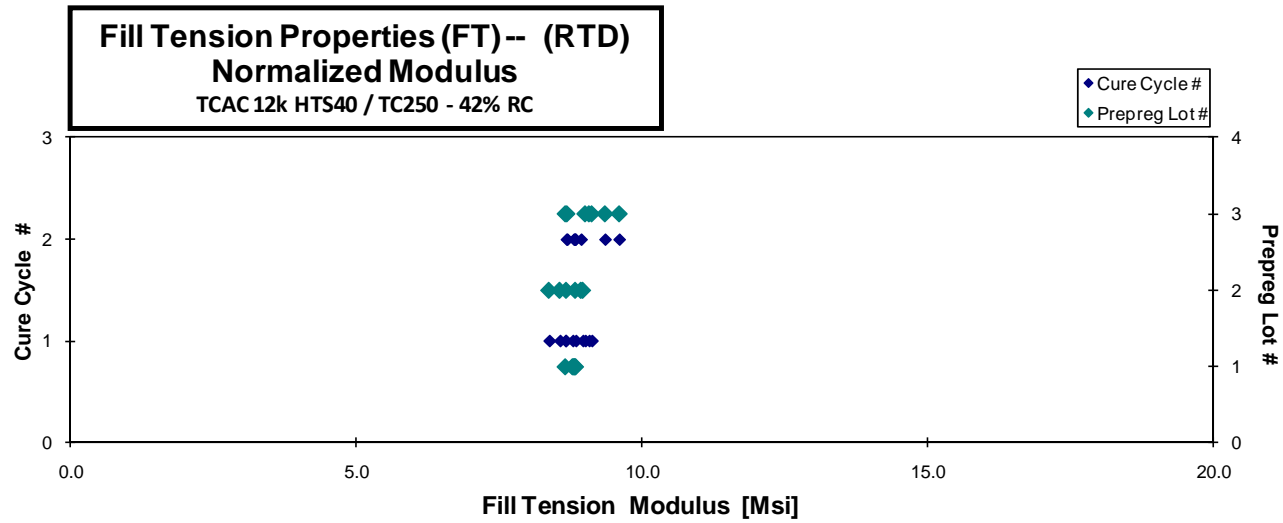
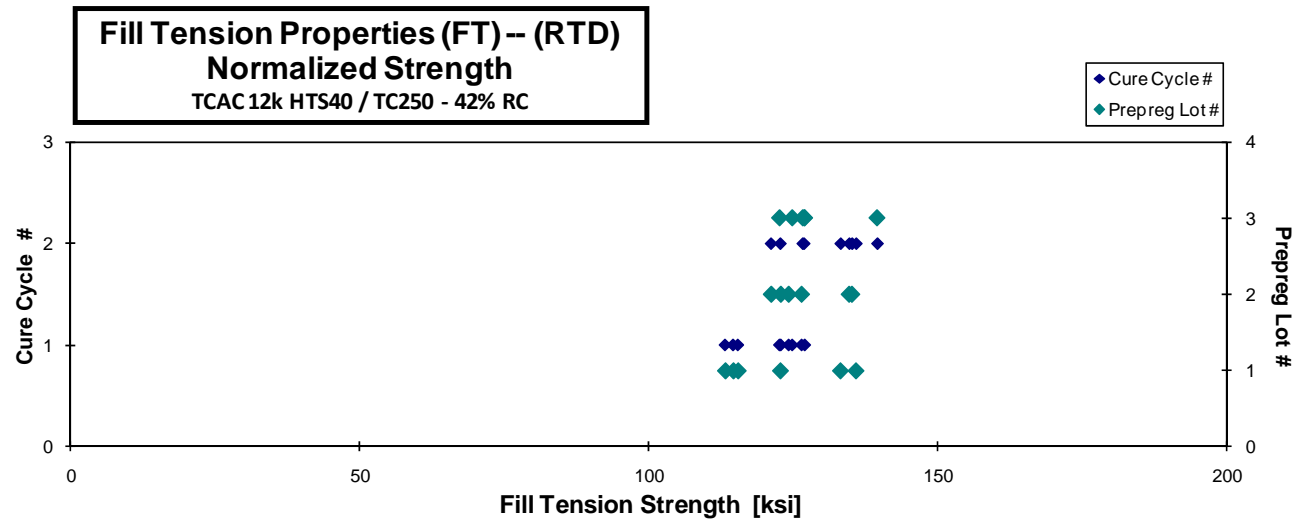
normalizing t_{ply}
 [in]
 0.0085

Specimen Number	TCAC Batch #	TCAC Cure Cycle	Prepreg Lot #	Cure Cycle #	Strength [ksi]	Modulus [Msi]	Avg. Specimen Thickn. [in]	# Plies in Laminate	Failure Mode	Avg. t_{ply} [in]	Strength _{norm} [ksi]	Modulus _{norm} [Msi]
TGUA11DA	A	C1	1	1	109.238	8.535	0.106	12	LGM	0.0088	113.218	8.846
TGUA11EA	A	C1	1	1	114.179	8.574	0.103	12	LGM	0.0086	115.429	8.668
TGUA11FA	A	C1	1	1	114.480	8.782	0.102	12	LWT	0.0085	114.611	8.792
TGUA21DA	A	C2	1	2	120.113	8.617	0.104	12	LWT	0.0087	122.802	8.810
TGUA21EA	A	C2	1	2	132.756	8.625	0.104	12	LAT	0.0087	135.945	8.832
TGUA21FA	A	C2	1	2	129.402	8.567	0.105	12	LGM	0.0088	133.250	8.822
TGUB11DA	B	C1	2	1	122.004	8.086	0.106	12	LGM	0.0088	126.470	8.382
TGUB11EA	B	C1	2	1	119.540	8.337	0.105	12	LAT	0.0087	122.861	8.569
TGUB11FA	B	C1	2	1	119.766	8.646	0.106	12	LWT	0.0088	124.228	8.968
TGUB21DA	B	C2	2	2	116.528	8.348	0.106	12	LGM	0.0088	121.193	8.682
TGUB21EA	B	C2	2	2	128.535	8.401	0.107	12	LWT	0.0089	135.235	8.838
TGUB21FA	B	C2	2	2	127.197	8.437	0.108	12	LWB	0.0090	134.742	8.937
TGUC11DA	C	C1	3	1	121.761	8.310	0.106	12	LAB	0.0089	127.013	8.668
TGUC11EA*	C	C1	3	1		8.762	0.106	12	LIB	0.0088		9.077
TGUC11FA	C	C1	3	1	116.943	8.592	0.107	12	LAT	0.0089	122.638	9.011
TGUC11GA	C	C1	3	1	120.209	8.787	0.106	12	LAT	0.0088	124.845	9.126
TGUC217A	C	C2	3	2	121.478	9.191	0.107	12	LAT	0.0089	126.917	9.602
TGUC218A	C	C2	3	2	134.465	8.375	0.106	12	LAT	0.0088	139.607	8.695
TGUC219A	C	C2	3	2	123.056	9.088	0.105	12	LAT	0.0088	126.676	9.355

* Strength is not reported as unacceptable failure modes was observed

Average	121.758	8.582
Standard Dev.	6.642	0.267
Coeff. of Var. [%]	5.455	3.110
Min.	109.238	8.086
Max.	134.465	9.191
Number of Spec.	18	19

Average _{norm}	0.0088	125.982	8.878
Standard Dev. _{norm}		7.533	0.279
Coeff. of Var. [%] _{norm}		5.979	3.145
Min.	0.0085	113.218	8.382
Max.	0.0090	139.607	9.602
Number of Spec.		18	19



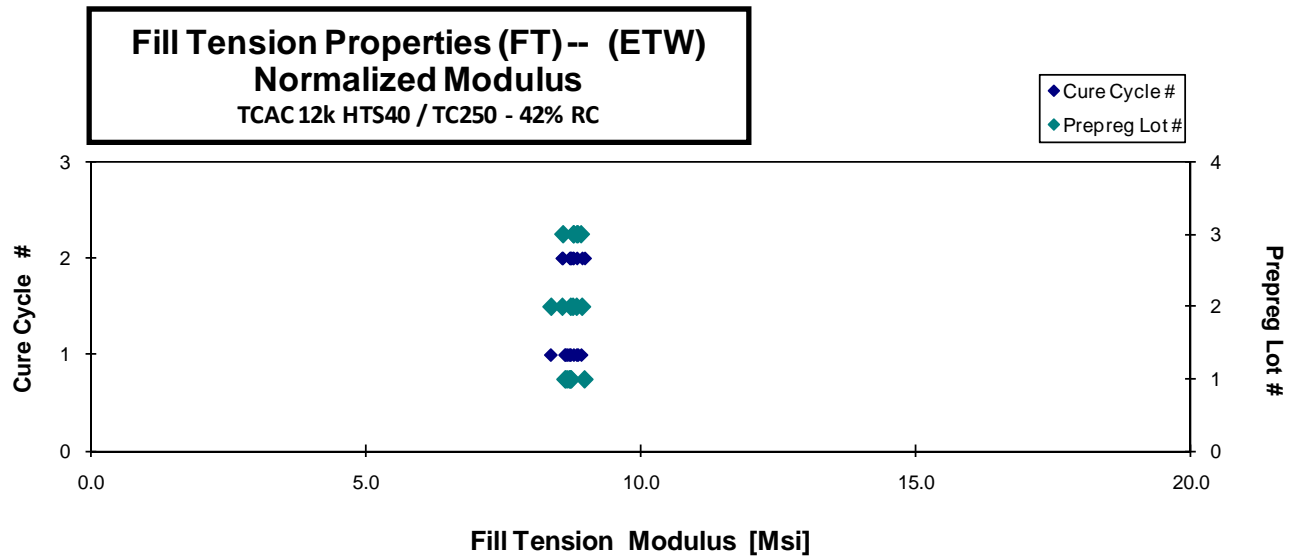
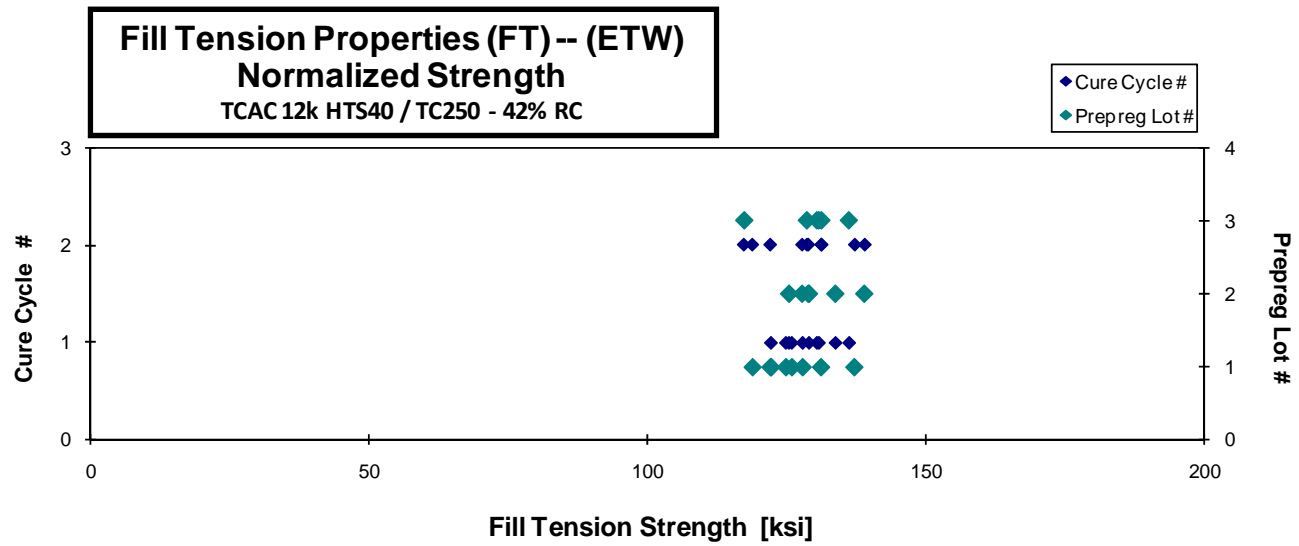
Fill Tension Properties (FT) -- (ETW)
Strength & Modulus
 TCAC 12k HTS40 / TC250 - 42% RC

normalizing t_{ply}
 [in]
 0.0085

Specimen Number	TCAC Batch #	TCAC Cure Cycle	Prepreg Lot #	Cure Cycle #	Strength [ksi]	Modulus [Msi]	Avg. Specimen Thickn. [in]	# Plies in Laminate	Failure Mode	Avg. t_{ply} [in]	Strength _{norm} [ksi]	Modulus _{norm} [Msi]
TGUA111F	A	C1	1	1	122.125	8.326	0.107	12	LGM / LAB	0.0089	127.872	8.718
TGUA112F	A	C1	1	1	117.224	8.279	0.106	12	LGM / LAB	0.0089	122.243	8.633
TGUA113F	A	C1	1	1	120.998	8.340	0.106	12	LGM / LAB / LWT	0.0088	125.941	8.680
TGUA114F	A	C1	1	1	119.293	8.262	0.107	12	LGM / LAB / LWT	0.0089	124.888	8.650
TGUA211F	A	C2	1	2	141.973	9.468	0.094	12	LGM	0.0079	131.162	8.747
TGUA212F	A	C2	1	2	143.985	9.159	0.097	12	LGM	0.0081	137.115	8.722
TGUA213F	A	C2	1	2	119.661	8.788	0.101	12	LAT / LAB	0.0084	118.918	8.733
TGUA214F	A	C2	1	2	119.052	8.768	0.105	12	LAT / LWB	0.0087	122.106	8.993
TGUB111F	B	C1	2	1	143.551	9.381	0.095	12	LGM	0.0079	133.699	8.737
TGUB112F	B	C1	2	1	133.562	8.672	0.099	12	LGM/LWT	0.0082	129.001	8.375
TGUB113F	B	C1	2	1	125.582	8.857	0.102	12	LAT/LWB	0.0085	125.438	8.846
TGUB213F	B	C2	2	2	121.872	8.186	0.107	12	LWB/LAT	0.0089	127.766	8.582
TGUB214F	B	C2	2	2	131.188	8.451	0.108	12	LWB/LAT	0.0090	138.884	8.947
TGUB215F	B	C2	2	2	123.141	8.389	0.107	12	LGM/LAT	0.0089	128.855	8.778
TGUC111F	C	C1	3	1	136.348	9.193	0.098	12	LAT/LAB	0.0081	130.400	8.792
TGUC112F	C	C1	3	1	137.973	8.990	0.101	12	LAT/LAB	0.0084	136.124	8.869
TGUC113F	C	C1	3	1	130.840	8.934	0.102	12	LAB	0.0085	130.754	8.928
TGUC211F	C	C2	3	2	132.471	8.853	0.099	12	LGM/LWB	0.0083	128.618	8.595
TGUC212F	C	C2	3	2	133.584	8.947	0.100	12	LWT/LAB	0.0084	131.227	8.789
TGUC213F	C	C2	3	2	118.246	8.915	0.101	12	LAT	0.0084	117.415	8.852

Average 128.633 8.758
 Standard Dev. 9.007 0.384
 Coeff. of Var. [%] 7.002 4.390
 Min. 117.224 8.186
 Max. 143.985 9.468
 Number of Spec. 20 20

Average_{norm} 0.0085 128.421 8.748
 Standard Dev._{norm} 5.691 0.143
 Coeff. of Var. [%]_{norm} 4.431 1.639
 Min. 0.0079 117.415 8.375
 Max. 0.0090 138.884 8.993
 Number of Spec. 20 20



4.3 Warp Compression Properties

Warp Compression Properties (WC) -- (CTD)
Strength & Modulus
 TCAC 12k HTS40 / TC250 - 42% RC

normalizing t_{ply}
 [in]
0.0085

Specimen Number	TCAC Batch #	TCAC Cure Cycle	Prepreg Lot #	Cure Cycle #	Strength [ksi]	Modulus [Msi]	Poisson's Ratio	Avg. Specimen Thicken. [in]	# Plies in Laminate	Failure Mode	Avg. t_{ply} [in]	Strength _{norm} [ksi]	Modulus _{norm} [Msi]
TGLA11FB***	A	C1	1	1	96.297	6.551	0.041	0.101	12	BGM	0.0084	95.542	6.499
TGLA11GB	A	C1	1	1	102.632	7.006	0.031	0.101	12	BGM	0.0084	101.709	6.943
TGLA11HB	A	C1	1	1	104.600	7.584	0.050	0.100	12	BGM	0.0083	102.036	7.398
TGLA11IB	A	C1	1	1	**	**	**	0.100	12	BGM	0.0083		
TGLA11JB	A	C1	1	1	112.709	8.050	0.058	0.101	12	BGM	0.0084	111.365	7.954
TGLA21FB	A	C2	1	2	93.950	8.086	0.073	0.103	12	BAB	0.0085	94.411	8.126
TGLA21GB	A	C2	1	2	91.234	6.499	0.058	0.102	12	BGM	0.0085	91.249	6.500
TGLA21HB	A	C2	1	2	91.644	8.289	*	0.102	12	BAT	0.0085	91.314	8.260
TGLB11FB	B	C1	2	1	87.251	5.912	0.031	0.103	12	BGM	0.0086	88.050	5.966
TGLB11GB	B	C1	2	1	95.286	5.717	0.045	0.102	12	BGM	0.0085	95.489	5.729
TGLB11HB	B	C1	2	1	100.467	5.348	*	0.102	12	BGM	0.0085	100.122	5.329
TGLB21FB	B	C2	2	2	107.242	8.436	*	0.099	12	BGM	0.0083	104.350	8.209
TGLB21GB	B	C2	2	2	87.279	6.692	0.024	0.099	12	BGM	0.0083	85.025	6.520
TGLB21HB	B	C2	2	2	99.691	7.784	*	0.102	12	BGM	0.0085	100.130	7.819
TGLB21IB	B	C2	2	2	100.544	8.004	0.039	0.104	12	BGM	0.0086	102.253	8.140
TGLC118B	C	C1	3	1	111.432	8.110	0.045	0.107	12	BGM	0.0089	116.949	8.512
TGLC119B	C	C1	3	1	105.706	8.044	0.041	0.107	12	BGM	0.0089	110.465	8.406
TGLC11KB	C	C1	3	1	115.156	7.894	0.039	0.107	12	BGM	0.0089	120.293	8.246
TGLC21FB	C	C2	3	2	121.063	9.030	0.047	0.098	12	BGM	0.0082	116.691	8.704
TGLC21GB	C	C2	3	2	117.880	8.697	0.054	0.099	12	BGM	0.0083	114.711	8.464
TGLC21HB	C	C2	3	2	105.165	8.677	*	0.100	12	BGM	0.0084	103.601	8.548

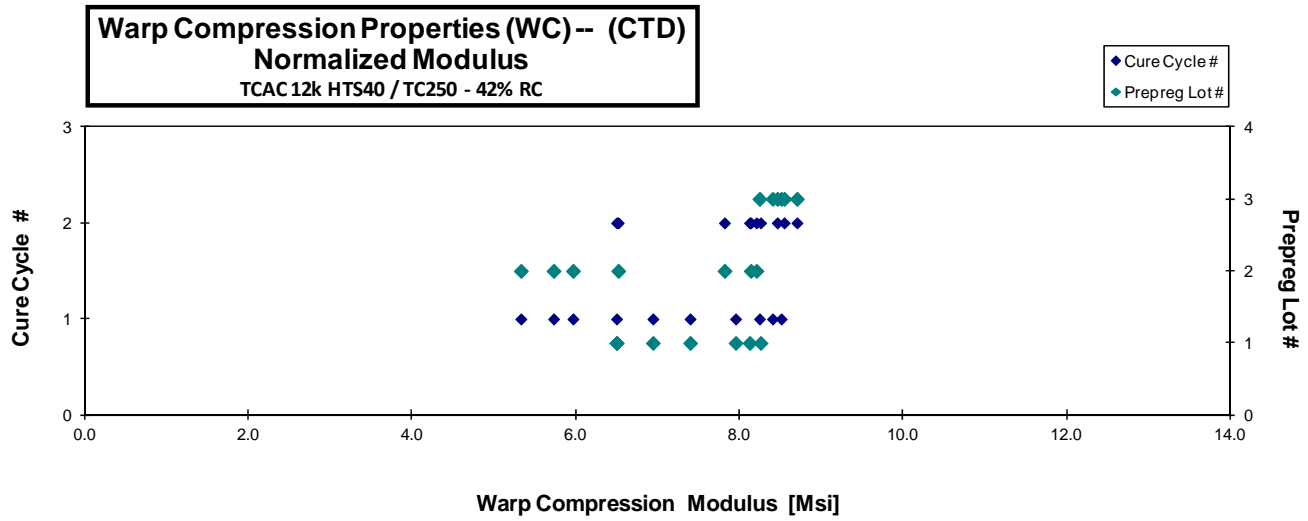
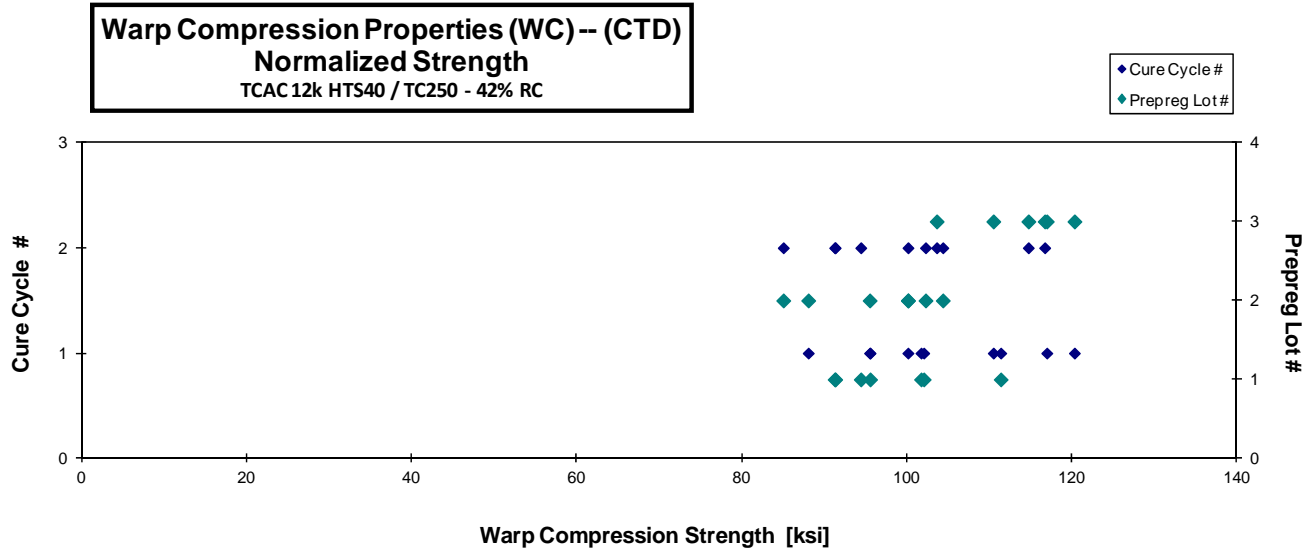
* Poisson's ratio was not reported due to non-linearity.

** datapoint omitted because bending of 21.88% was recorded at failure load.

*** Bending of -14.31% was recorded at ~2000 $\mu\epsilon$. Bending of -11.31% was recorded at failure load.

Average	102.361	7.521	0.045	Average_{norm}	0.0085	102.288	7.514
Standard Dev.	9.888	1.066	0.012	Standard Dev._{norm}		10.164	1.065
Coeff. of Var. [%]	9.660	14.176	27.602	Coeff. of Var. [%]_{norm}		9.936	14.173
Min.	87.251	5.348	0.024	Min.	0.0082	85.025	5.329
Max.	121.063	9.030	0.073	Max.	0.0089	120.293	8.704
Number of Spec.	20	20	15	Number of Spec.		20	20

Modulus - strain data has been reviewed by the DRWG. High variability may be due to the large unit cell size of the weave. **Data should be used with discretion.**



Warp Compression Properties (WC)-- (RTD)
Strength & Modulus
 TCAC 12k HTS40 / TC250 - 42% RC

normalizing t_{ply}
 [in]
 0.0085

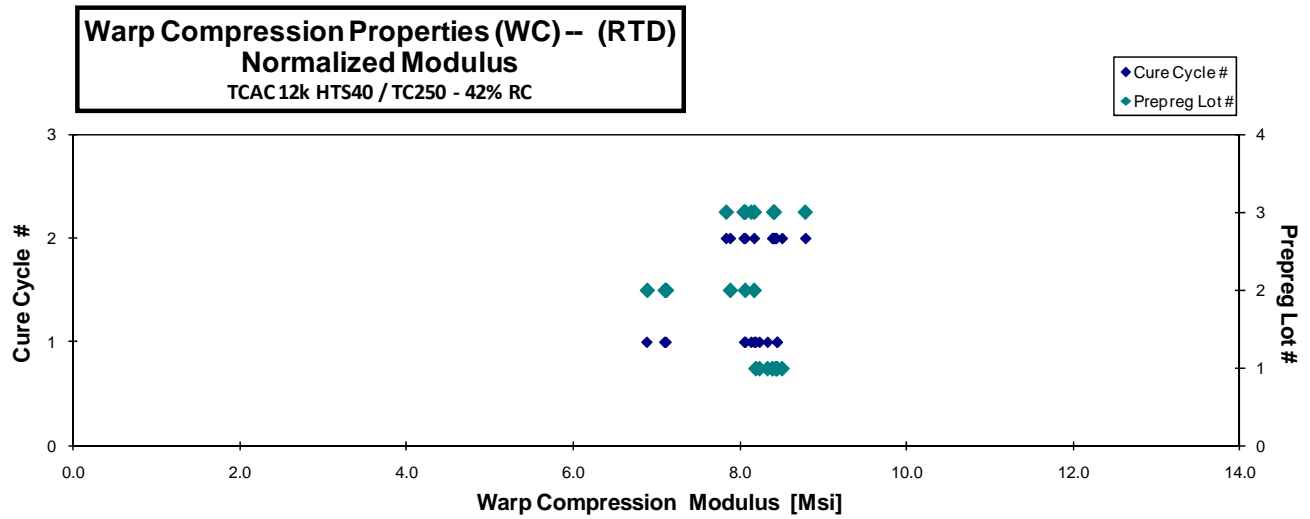
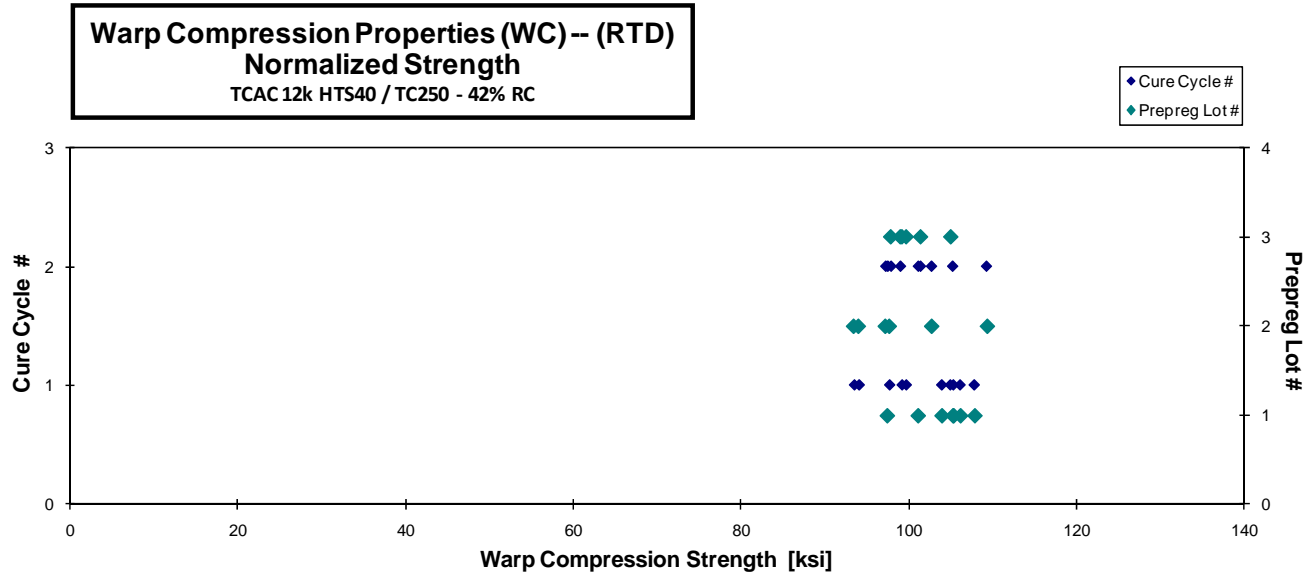
Specimen Number	TCAC Batch #	TCAC Cure Cycle	Prepreg Lot #	Cure Cycle #	Strength [ksi]	Modulus [Msi]	Poisson's Ratio	Avg. Specimen Thicken. [in]	# Plies in Laminate	Failure Mode	Avg. t_{ply} [in]	Strength _{norm} [ksi]	Modulus _{norm} [Msi]
TGLA11KA	A	C1	1	1	108.550	8.506	0.049	0.101	12	BGM	0.0084	107.841	8.451
TGLA11LA	A	C1	1	1	*	8.224	0.038	0.102	12	HIT	0.0085		8.242
TGLA11MA	A	C1	1	1	105.681	8.301	0.037	0.102	12	BGM	0.0085	106.147	8.337
TGLA11NA	A	C1	1	1	102.873	8.112	0.041	0.103	12	BGM	0.0086	103.949	8.197
TGLA11OA	A	C1	1	1	104.687	8.401	0.031	0.103	12	BAT	0.0086	105.337	8.453
TGLA21KA	A	C2	1	2	*	8.340	0.035	0.103	12	HIB	0.0086		8.397
TGLA21LA	A	C2	1	2	99.686	8.318	0.055	0.103	12	BGM	0.0086	101.136	8.439
TGLA21MA	A	C2	1	2	95.609	8.349	0.055	0.104	12	BGM	0.0087	97.484	8.513
TGLA21NA	A	C2	1	2	*	8.343	0.094	0.103	12	HIT	0.0086		8.440
TGLA21OA	A	C2	1	2	103.599	8.265	0.076	0.104	12	HAB	0.0086	105.258	8.397
TGLB11KA	B	C1	2	1	96.324	7.335	0.032	0.099	12	BGM	0.0083	93.491	7.119
TGLB11LA	B	C1	2	1	95.362	6.985	0.046	0.101	12	BGM	0.0084	94.053	6.889
TGLB11MA	B	C1	2	1	97.122	7.061	0.042	0.103	12	BGM	0.0086	97.709	7.103
TGLB21KA	B	C2	2	2	105.518	7.894	0.051	0.106	12	BGM	0.0088	109.311	8.177
TGLB21LA	B	C2	2	2	98.927	7.771	0.051	0.106	12	BGM / HGM	0.0088	102.726	8.070
TGLB21MA	B	C2	2	2	93.556	7.591	0.043	0.106	12	BGM	0.0088	97.240	7.890
TGLC11DA	C	C1	3	1	110.229	8.463	0.034	0.097	12	BGM	0.0081	104.979	8.060
TGLC11IA	C	C1	3	1	97.224	7.976	0.038	0.105	12	BAT	0.0087	99.702	8.180
TGLC11JA	C	C1	3	1	*	7.757	0.042	0.106	12	HIT	0.0088		8.072
TGLC11NA	C	C1	3	1	95.132	7.807	0.068	0.106	12	BAT	0.0089	99.205	8.142
TGLC21KA	C	C2	3	2	*	7.909	**	0.104	12	HIT	0.0087		8.055
TGLC21LA	C	C2	3	2	*	7.716	**	0.104	12	HIT	0.0086		7.841
TGLC21MA	C	C2	3	2	97.337	8.279	0.043	0.104	12	BGM	0.0086	99.007	8.421
TGLC21NA	C	C2	3	2	96.074	8.631	0.082	0.104	12	BGM / HAT	0.0087	97.879	8.793
TGLC21OA	C	C2	3	2	99.168	8.226	0.097	0.104	12	BGM	0.0087	101.405	8.411

* Compressive strength is not reported as unacceptable failure mode was observed

** Poisson's ratio was not reported due to non-linearity.

Average	100.140	8.022	0.051
Standard Dev.	4.962	0.438	0.019
Coeff. of Var. [%]	4.955	5.456	37.732
Min.	93.556	6.985	0.031
Max.	110.229	8.631	0.097
Number of Spec.	19	25	23

Average _{norm}	0.0086	101.256	8.124
Standard Dev. _{norm}		4.511	0.462
Coeff. of Var. [%] _{norm}		4.455	5.691
Min.	0.0081	93.491	6.889
Max.	0.0089	109.311	8.793
Number of Spec.		19	25



Warp Compression Properties (WC)-- (ETD)
Strength & Modulus
 TCAC 12k HTS40 / TC250 - 42% RC

normalizing t_{ply}
 [in]
 0.0085

Specimen Number	TCAC Batch #	TCAC Cure Cycle	Prepreg Lot #	Cure Cycle #	Strength [ksi]	Modulus [Msi]	Poisson's Ratio	Avg. Specimen Thickn. [in]	# Plies in Laminate	Failure Mode
TGLA118G	A	C1	1	1	*	7.868	0.041	0.104	12	HIB
TGLA119G	A	C1	1	1	83.493	7.873	0.054	0.104	12	BAB
TGLA11AG	A	C1	1	1	81.702	7.068	0.038	0.104	12	BGM
TGLA11BG	A	C1	1	1	82.719	6.928	0.042	0.104	12	BAT
TGLA11CG	A	C1	1	1	78.755	7.473	0.052	0.103	12	HGM
TGLA218G	A	C2	1	2	79.332	7.986	0.035	0.103	12	BGM
TGLA219G	A	C2	1	2	81.028	7.732	0.026	0.103	12	BGM
TGLA21AG	A	C2	1	2	77.569	8.116	0.060	0.104	12	BGM
TGLB118G	B	C1	2	1	87.226	7.147	0.037	0.105	12	BGM
TGLB119G	B	C1	2	1	82.134	7.139	0.043	0.106	12	BGM
TGLB11AG	B	C1	2	1	*	6.743	0.021	0.105	12	HIT
TGLB11BG	B	C1	2	1	83.398	6.486	0.016	0.105	12	BGM
TGLB218G	B	C2	2	2	79.542	8.733	0.034	0.103	12	BGM
TGLB219G	B	C2	2	2	84.673	8.453	0.037	0.103	12	BGM
TGLB21AG	B	C2	2	2	83.615	8.347	0.030	0.103	12	BGM
TGLC11AG	C	C1	3	1	83.942	7.791	**	0.107	12	BGM
TGLC11BG	C	C1	3	1	77.062	7.479	0.061	0.107	12	HAB/BAB
TGLC11CG	C	C1	3	1	85.873	7.946	0.058	0.106	12	BAT
TGLC218G	C	C2	3	2	81.553	8.732	0.097	0.104	12	HAB/BAB
TGLC219G	C	C2	3	2	88.860	7.905	0.061	0.106	12	BAB
TGLC21AG	C	C2	3	2	*	8.125	0.054	0.106	12	HIB
TGLC21BG	C	C2	3	2	84.166			0.104	12	BAB
TGLC21EG	C	C2	3	2	88.756			0.098	12	BAT

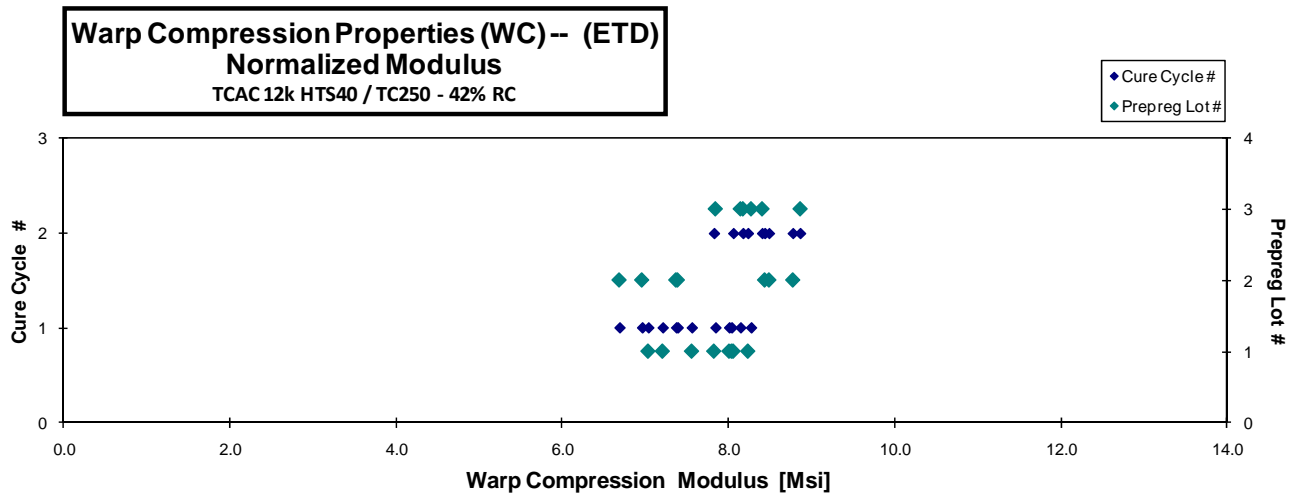
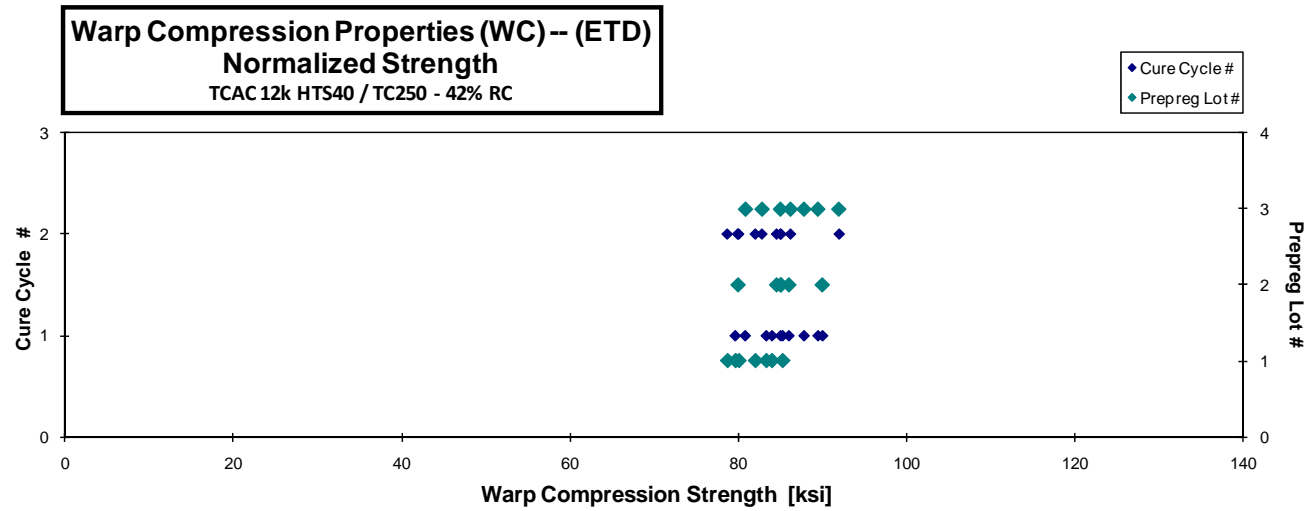
Avg. t_{ply} [in]	Strength _{norm} [ksi]	Modulus _{norm} [Msi]
0.0087		8.013
0.0087	85.294	8.043
0.0087	83.357	7.211
0.0086	84.030	7.038
0.0086	79.695	7.563
0.0086	80.097	8.063
0.0086	82.061	7.830
0.0086	78.747	8.240
0.0088	89.991	7.373
0.0088	85.046	7.392
0.0088		6.963
0.0088	86.028	6.690
0.0085	79.984	8.782
0.0085	85.089	8.494
0.0086	84.571	8.442
0.0089	87.810	8.150
0.0089	80.871	7.848
0.0089	89.465	8.278
0.0086	82.839	8.870
0.0088	91.953	8.180
0.0088		8.411
0.0087	86.215	
0.0081	85.021	

* Compressive strength is not reported as unacceptable failure mode was observed

** Poisson's ratio was not reported due to non-linearity.

Average	82.770	7.718	0.045
Standard Dev.	3.364	0.625	0.018
Coeff. of Var. [%]	4.064	8.105	40.480
Min.	77.062	6.486	0.016
Max.	88.860	8.733	0.097
Number of Spec.	20	21	20

Average _{norm}	0.0087	84.408	7.899
Standard Dev. _{norm}		3.608	0.604
Coeff. of Var. [%] _{norm}		4.274	7.650
Min.	0.0081	78.747	6.690
Max.	0.0089	91.953	8.870
Number of Spec.		20	21



**Warp Compression Properties (WC) -- (ETW)
Strength & Modulus
TCAC12k HTS40 / TC250 - 42% RC**

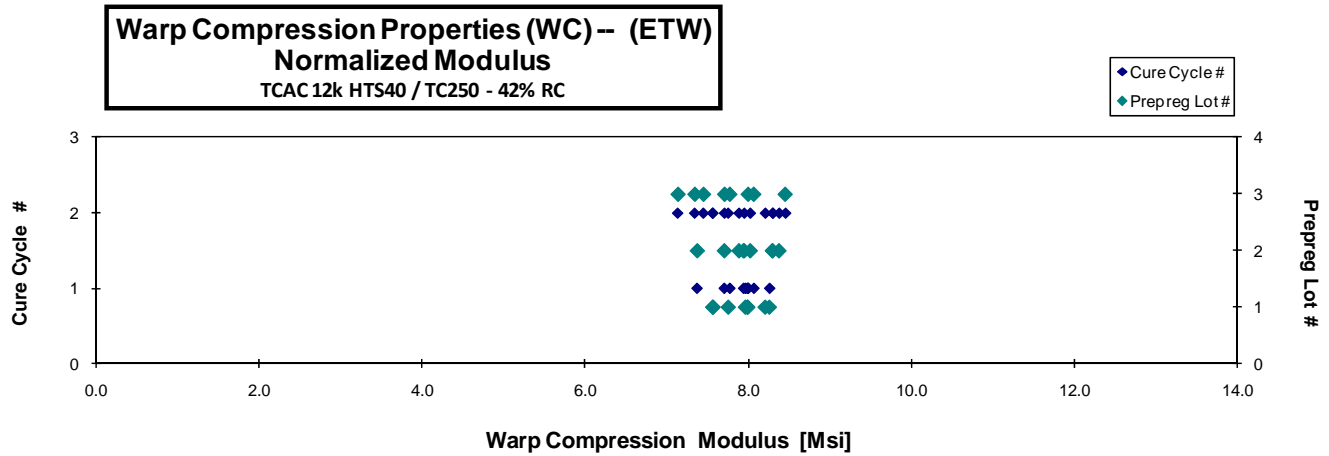
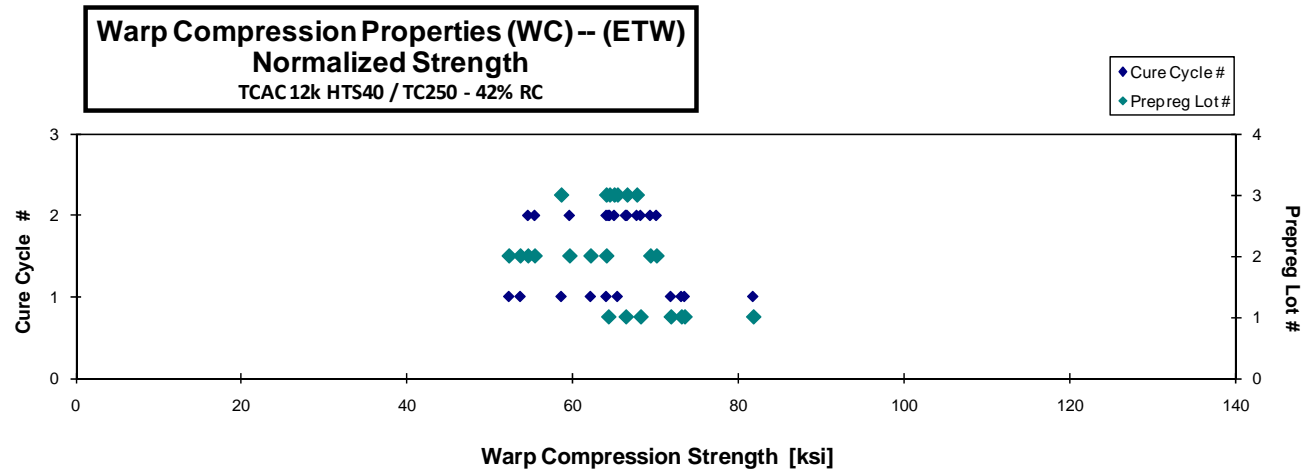
normalizing t_{ply}
[in]
0.0085

Specimen Number	TCAC Batch #	TCAC Cure Cycle	Prepreg Lot #	Cure Cycle #	Strength [ksi]	Modulus [Msi]	Poisson's Ratio	Avg. Specimen Thckn. [in]	# Plies in Laminate	Failure Mode	Avg. t_{ply} [in]	Strength _{norm} [ksi]	Modulus _{norm} [Msi]
TGLA111F	A	C1	1	1	73.147	8.142	0.057	0.100	12	BGM	0.0083	71.772	7.989
TGLA112F	A	C1	1	1	74.514	8.112	0.061	0.101	12	BAB	0.0084	73.430	7.994
TGLA113F	A	C1	1	1	73.730	8.040	0.063	0.101	12	BAB	0.0084	73.043	7.965
TGLA114F	A	C1	1	1	81.518	8.239	0.057	0.102	12	BAB	0.0085	81.717	8.259
TGLA211F	A	C2	1	2	64.579	8.252	0.096	0.101	12	BAB	0.0085	64.231	8.207
TGLA212F	A	C2	1	2	*	7.733	0.068	0.102	12	BAT/HIT	0.0085		7.754
TGLA213F	A	C2	1	2	68.255	7.578	0.042	0.102	12	BAT	0.0085	68.121	7.563
TGLA214F	A	C2	1	2	66.439	7.579	**	0.102	12	HGM	0.0085	66.331	7.567
TGLB111F	B	C1	2	1	55.667	8.467	0.058	0.096	12	BGM	0.0080	52.211	7.941
TGLB112F	B	C1	2	1	55.719	8.013	0.057	0.098	12	BGM	0.0082	53.579	7.706
TGLB113F	B	C1	2	1	63.661	7.561	0.063	0.099	12	BGM	0.0083	62.079	7.373
TGLB211F	B	C2	2	2	70.670	8.108	0.023	0.100	12	BAB	0.0083	69.295	7.950
TGLB212F	B	C2	2	2	56.747	8.230	**	0.099	12	HAB	0.0083	55.328	8.024
TGLB213F	B	C2	2	2	55.082	7.968	**	0.101	12	HAT	0.0084	54.515	7.886
TGLB214F	B	C2	2	2	63.835	8.279	**	0.102	12	HAT	0.0085	63.981	8.298
TGLB215F	B	C2	2	2	60.602	8.528	**	0.100	12	BAT	0.0084	59.533	8.377
TGLB216F	B	C2	2	2	69.704	8.258	0.020	0.102	12	BAT	0.0085	70.034	8.298
TGLC111F	C	C1	3	1	61.550	8.483	0.032	0.097	12	HGM	0.0081	58.533	8.067
TGLC112F	C	C1	3	1	67.469	8.261	**	0.099	12	HGM	0.0082	65.325	7.999
TGLC113F	C	C1	3	1	64.988	7.897	0.053	0.100	12	HGM	0.0084	63.969	7.774
TGLC211F	C	C2	3	2	74.076	8.439	0.061	0.093	12	BGM	0.0078	67.661	7.708
TGLC212F	C	C2	3	2	69.624	7.652	**	0.095	12	BGM	0.0079	64.937	7.137
TGLC213F	C	C2	3	2	*	7.750	0.038	0.097	12	HIT	0.0081		7.344
TGLC215F	C	C2	3	2	65.534	7.583	0.064	0.100	12	BGM	0.0084	64.383	7.450
TGLC216F	C	C2	3	2	66.625	8.471	**	0.102	12	BAB	0.0085	66.489	8.454

* Compressive strength is not reported as unacceptable failure mode was observed

** Poisson's ratio was not reported due to non-linearity.

Average	66.249	8.065	0.054	Average _{norm}	0.0083	64.804	7.883
Standard Dev.	6.823	0.320	0.018	Standard Dev. _{norm}		7.089	0.345
Coeff. of Var. [%]	10.298	3.969	33.926	Coeff. of Var. [%] _{norm}		10.940	4.374
Min.	55.082	7.561	0.020	Min.	0.0078	52.211	7.137
Max.	81.518	8.528	0.096	Max.	0.0085	81.717	8.454
Number of Spec.	23	25	17	Number of Spec.		23	25



4.4 Fill Compression Properties

**Fill Compression Properties (FC)-- (CTD)
Strength & Modulus
TCAC 12k HTS40 / TC250 - 42% RC**

normalizing t_{ply}
[in]
0.0085

Specimen Number	TCAC Batch #	TCAC Cure Cycle	Prepreg Lot #	Cure Cycle #	Strength [ksi]	Modulus [Msi]	Poisson's Ratio	Avg. Specimen Thickn. [in]	# Plies in Laminate	Failure Mode	Avg. t_{ply} [in]	Strength _{norm} [ksi]	Modulus _{norm} [Msi]
TGZA11FB	A	C1	1	1	81.310	6.943	0.039	0.106	12	BGM	0.0089	84.857	7.245
TGZA11GB	A	C1	1	1	88.476	7.125	0.040	0.104	12	BGM / BAB	0.0086	89.849	7.235
TGZA11HB	A	C1	1	1	88.229	8.172	**	0.101	12	BAT / BGM	0.0084	87.522	8.107
TGZA21FB	A	C2	1	2	97.878	7.712	0.051	0.104	12	BGM	0.0087	99.925	7.873
TGZA21GB	A	C2	1	2	95.694	7.628	0.049	0.102	12	BGM	0.0085	95.662	7.625
TGZA21HB	A	C2	1	2	90.554	7.620	0.046	0.099	12	BGM	0.0083	88.231	7.424
TGZB11FB	B	C1	2	1	109.358	8.493	0.063	0.102	12	BGM	0.0085	108.893	8.457
TGZB11GB	B	C1	2	1	111.864	8.279	0.083	0.102	12	BGM	0.0085	111.755	8.271
TGZB11HB	B	C1	2	1	118.067	8.449	0.089	0.103	12	BGM	0.0086	119.012	8.517
TGZB21FB	B	C2	2	2	103.941	6.757	0.054	0.102	12	BGM	0.0085	103.805	6.748
TGZB21GB	B	C2	2	2	94.121	6.742	0.048	0.102	12	BGM	0.0085	93.814	6.720
TGZB21HB	B	C2	2	2	89.268	6.814	0.054	0.100	12	BGM / HAB	0.0084	87.736	6.697
TGZC11FB	C	C1	3	1	111.816	8.714	0.041	0.098	12	BGM	0.0081	107.001	8.339
TGZC11GB	C	C1	3	1	99.336	8.469	0.039	0.100	12	BGM	0.0083	96.909	8.262
TGZC11HB	C	C1	3	1	106.817	7.955	0.057	0.101	12	BAB	0.0084	105.647	7.868
TGZC21FB	C	C2	3	2	*	7.814	0.071	0.099	12	HAT / HIT	0.0082		7.581
TGZC21GB	C	C2	3	2	*	8.129	**	0.100	12	BGM / ENDCRUSH	0.0084		7.989
TGZC21HB	C	C2	3	2	101.446	8.174	**	0.101	12	BGM	0.0084	100.601	8.106
TGZC21IB	C	C2	3	2	117.241	7.995	0.096	0.101	12	BGM	0.0084	116.245	7.927
TGZC21JB	C	C2	3	2	119.511	7.723	0.076	0.101	12	BGM	0.0084	118.789	7.676

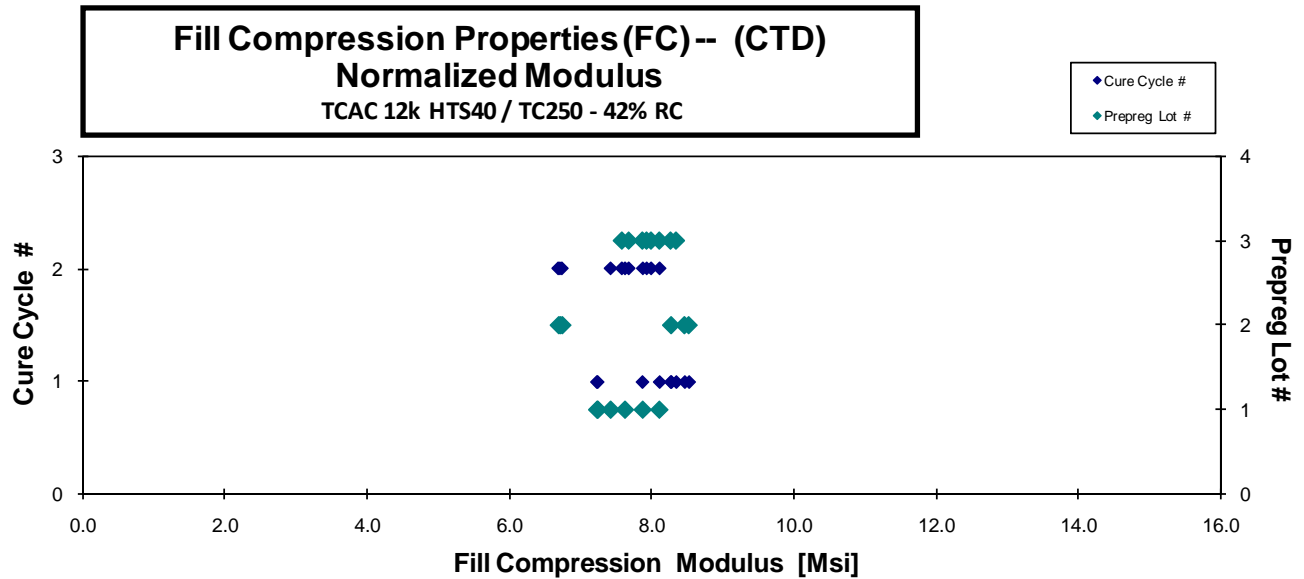
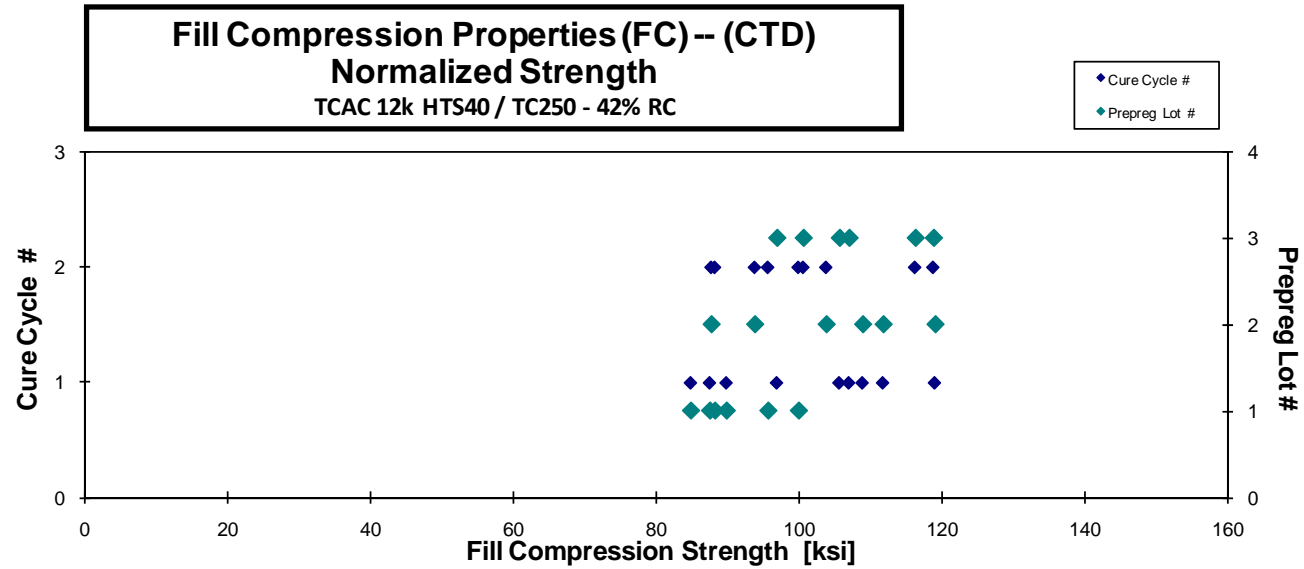
* Strength is not reported as unacceptable failure modes was observed

** Poisson's ratio was not reported due to non-linearity.

Average	101.385	7.785	0.059
Standard Dev.	11.594	0.620	0.018
Coeff. of Var. [%]	11.435	7.966	31.060
Min.	81.310	6.742	0.039
Max.	119.511	8.714	0.096
Number of Spec.	18	20	17

Average _{norm}	0.0084	100.903	7.733
Standard Dev. _{norm}		11.168	0.570
Coeff. of Var. [%] _{norm}		11.068	7.377
Min.	0.0081	84.857	6.697
Max.	0.0089	119.012	8.517
Number of Spec.		18	20

Modulus - strain data has been reviewed by the DRWG. High variability may be due to the large unit cell size of the weave. **Data should be used with discretion.**



Fill Compression Properties (FC) -- (RTD)
Strength & Modulus
 TCAC 12k HTS40 / TC250 - 42% RC

normalizing t_{ply}
 [in]
 0.0085

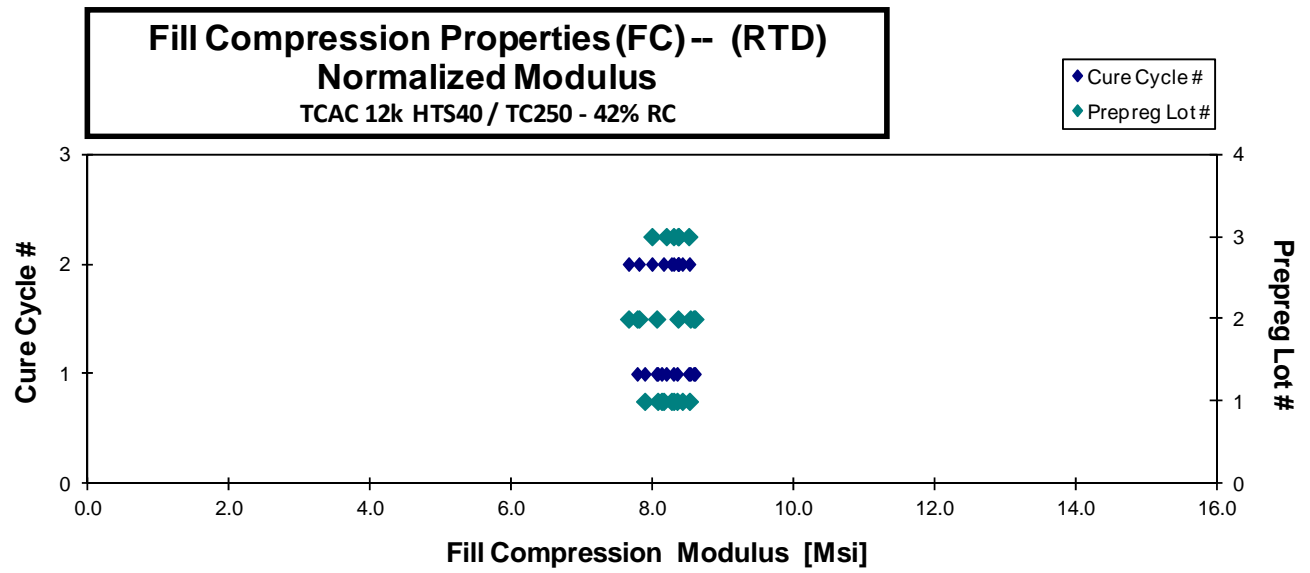
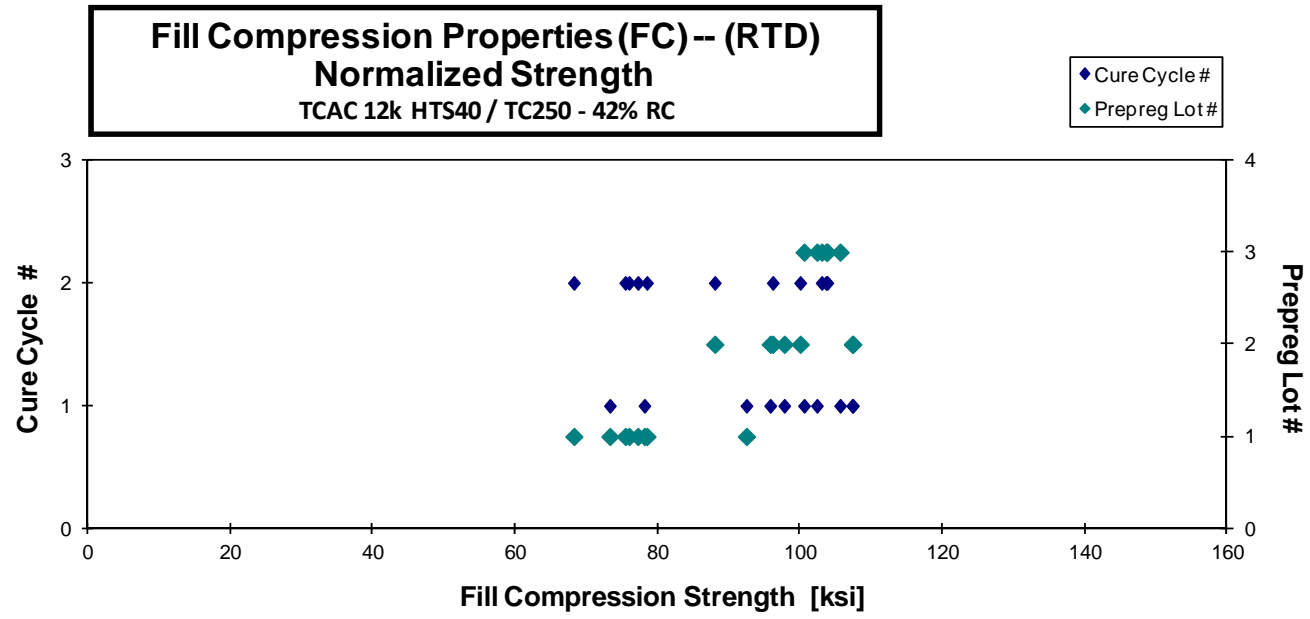
Specimen Number	TCAC Batch #	TCAC Cure Cycle	Prepreg Lot #	Cure Cycle #	Strength [ksi]	Modulus [Msi]	Poisson's Ratio	Avg. Specimen Thickn. [in]	# Plies in Laminate	Failure Mode	Avg. t_{ply} [in]	Strength _{norm} [ksi]	Modulus _{norm} [Msi]
TGZA11KA	A	C1	1	1	99.454	8.490	0.075	0.095	12	BGM	0.0079	92.434	7.891
TGZA11LA	A	C1	1	1	*	7.981	0.033	0.107	12	HIT	0.0089		8.350
TGZA11MA	A	C1	1	1	71.172	7.844	0.036	0.105	12	BGM	0.0088	73.266	8.075
TGZA11NA	A	C1	1	1	76.971	8.011	0.042	0.104	12	BGM	0.0086	78.115	8.130
TGZA21KA	A	C2	1	2	74.060	7.934	0.054	0.106	12	BGM / HIB	0.0089	77.195	8.270
TGZA21LA	A	C2	1	2	75.783	8.135	0.056	0.106	12	BGM / HIB	0.0088	78.470	8.424
TGZA21MA	A	C2	1	2	73.549	8.255	0.073	0.105	12	BGM / HAT	0.0088	75.952	8.525
TGZA21NA	A	C2	1	2	66.585	8.103	0.039	0.105	12	BGM	0.0087	68.217	8.301
TGZA21OA	A	C2	1	2	75.070	8.120	0.049	0.102	12	BGM / HAB	0.0085	75.426	8.158
TGZB11KA	B	C1	2	1	*	7.523	**	0.106	12	END CRUSHED	0.0088		7.784
TGZB11LA	B	C1	2	1	103.854	7.797	0.041	0.105	12	BGM	0.0088	107.367	8.061
TGZB11MA	B	C1	2	1	103.659	8.310	0.041	0.106	12	BAB	0.0088	107.300	8.602
TGZB11NA	B	C1	2	1	92.441	8.239	0.074	0.106	12	BAB	0.0088	95.779	8.536
TGZB11OA	B	C1	2	1	93.942	8.252	0.070	0.106	12	BGM	0.0088	97.748	8.586
TGZB21LA	B	C2	2	2	92.659	8.062	0.048	0.106	12	BGM	0.0088	96.126	8.363
TGZB21MA	B	C2	2	2	85.871	7.621	0.052	0.105	12	BGM	0.0087	87.990	7.809
TGZB21NA	B	C2	2	2	99.465	7.623	0.048	0.103	12	BGM	0.0085	99.985	7.663
TGZC11KA	C	C1	3	1	101.304	8.170	0.056	0.106	12	BAT	0.0089	105.583	8.515
TGZC11LA	C	C1	3	1	97.899	7.842	0.027	0.107	12	BAT	0.0089	102.330	8.197
TGZC11MA	C	C1	3	1	95.880	7.915	**	0.107	12	BAT	0.0089	100.526	8.299
TGZC21KA	C	C2	3	2	103.300	8.387	0.049	0.102	12	BAT	0.0085	102.996	8.362
TGZC21LA	C	C2	3	2	103.384	8.338	0.042	0.102	12	BGM	0.0085	103.781	8.370
TGZC21MA	C	C2	3	2	102.872	7.937	0.030	0.103	12	BAB	0.0086	103.612	7.994

* Strength is not reported as unacceptable failure modes was observed

** Poisson's ratio was not reported due to non-linearity.

Average	89.961	8.039	0.049
Standard Dev.	12.984	0.257	0.014
Coeff. of Var. [%]	14.433	3.191	28.864
Min.	66.585	7.523	0.027
Max.	103.854	8.490	0.075
Number of Spec.	21	23	21

Average _{norm}	0.0087	91.914	8.229
Standard Dev. _{norm}		13.071	0.268
Coeff. of Var. [%] _{norm}		14.220	3.260
Min.	0.0079	68.217	7.663
Max.	0.0089	107.367	8.602
Number of Spec.	23	21	23



Fill Compression Properties (FC) -- (ETD)
Strength & Modulus
 TCAC 12k HTS40 / TC250 - 42% RC

normalizing t_{ply}

[in]

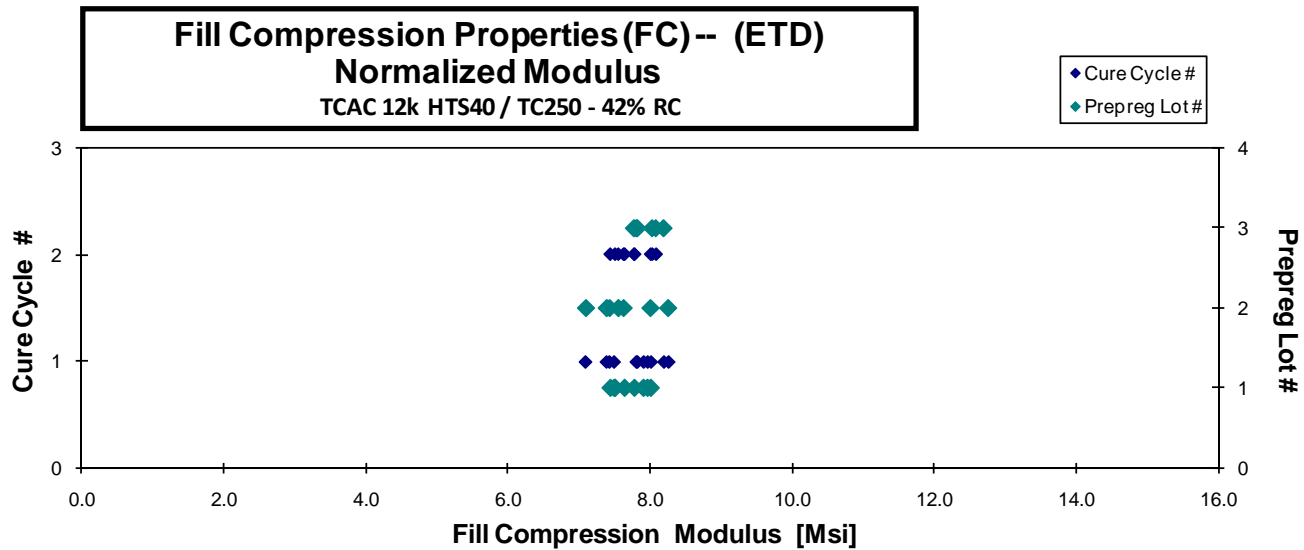
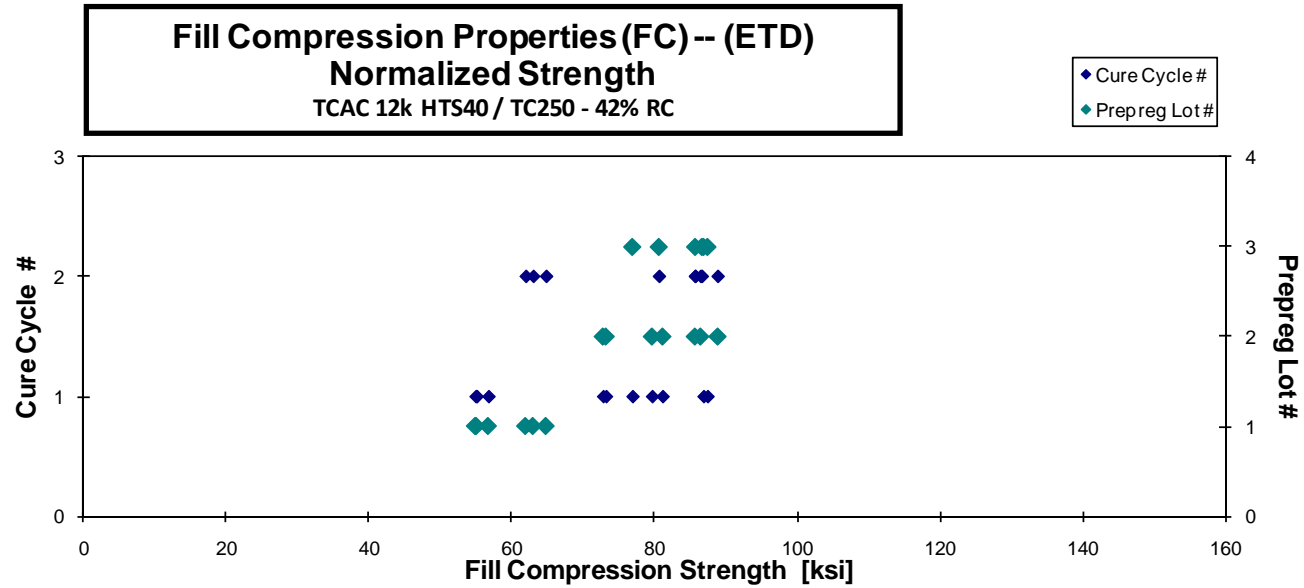
0.0085

Specimen Number	TCAC Batch #	TCAC Cure Cycle	Prepreg Lot #	Cure Cycle #	Strength [ksi]	Modulus [Msi]	Poisson's Ratio	Avg. Specimen Thckn. [in]	# Plies in Laminate	Failure Mode	Avg. t_{ply} [in]	Strength _{norm} [ksi]	Modulus _{norm} [Msi]
TGZA118G	A	C1	1	1	52.140	7.486	0.037	0.108	12	BGM	0.0090	55.071	7.906
TGZA119G	A	C1	1	1	51.413	7.454	0.059	0.109	12	BGM	0.0091	54.916	7.962
TGZA11AG	A	C1	1	1	*	6.981	0.034	0.110	12	HAB/HIB	0.0091		7.496
TGZA11CG	A	C1	1	1	53.296	7.525	0.027	0.109	12	BGM	0.0090	56.727	8.009
TGZA218G	A	C2	1	2	*	7.190	0.019	0.108	12	HIB	0.0090		7.642
TGZA219G	A	C2	1	2	60.635	7.277	**	0.109	12	HAB	0.0091	64.826	7.780
TGZA21AG	A	C2	1	2	59.165	6.989	**	0.109	12	HAT	0.0091	63.012	7.443
TGZA21BG	A	C2	1	2	58.757	7.120	**	0.108	12	HAB	0.0090	61.963	7.509
TGZB118G	B	C1	2	1	75.395	7.027	0.077	0.108	12	HAB / BGM	0.0090	79.744	7.432
TGZB119G	B	C1	2	1	68.801	6.667	0.040	0.109	12	BGM	0.0091	73.265	7.100
TGZB11AG	B	C1	2	1	76.934	7.000	0.031	0.108	12	HAB	0.0090	81.221	7.390
TGZB11CG	B	C1	2	1	68.727	7.785	0.026	0.108	12	BGM	0.0090	72.849	8.252
TGZB218G	B	C2	2	2	82.887	7.301	0.029	0.106	12	BGM	0.0088	85.772	7.555
TGZB219G	B	C2	2	2	85.919	7.366	0.020	0.106	12	BGM	0.0088	88.965	7.627
TGZB21AG	B	C2	2	2	83.561	7.727	0.029	0.106	12	HAT	0.0088	86.551	8.004
TGZC118G	C	C1	3	1	85.212	7.969	0.060	0.105	12	BAB	0.0087	87.545	8.187
TGZC119G	C	C1	3	1	84.599	7.591	0.072	0.105	12	BGM	0.0087	86.977	7.805
TGZC11AG	C	C1	3	1	74.604	7.578	0.059	0.105	12	BAB	0.0088	76.987	7.820
TGZC218G	C	C2	3	2	83.728	7.882	0.044	0.105	12	BAB	0.0087	85.815	8.078
TGZC219G	C	C2	3	2	78.116	7.769	0.054	0.105	12	BAT	0.0088	80.714	8.027
TGZC21AG	C	C2	3	2	83.373	7.471	0.028	0.106	12	BGM	0.0088	86.737	7.773

* Strength is not reported as unacceptable failure modes was observed

** Poisson's ratio was not reported due to non-linearity.

Average	71.961	7.388	0.041	Average _{norm}	0.0089	75.245	7.752
Standard Dev.	12.438	0.344	0.018	Standard Dev. _{norm}		12.147	0.298
Coeff. of Var. [%]	17.284	4.663	43.124	Coeff. of Var. [%] _{norm}		16.143	3.841
Min.	51.413	6.667	0.019	Min.	0.0087	54.916	7.100
Max.	85.919	7.969	0.077	Max.	0.0091	88.965	8.252
Number of Spec.	19	21	18	Number of Spec.		19	21



Fill Compression Properties (FC) -- (ETW)
Strength & Modulus
 TCAC 12k HTS40 / TC250 - 42% RC

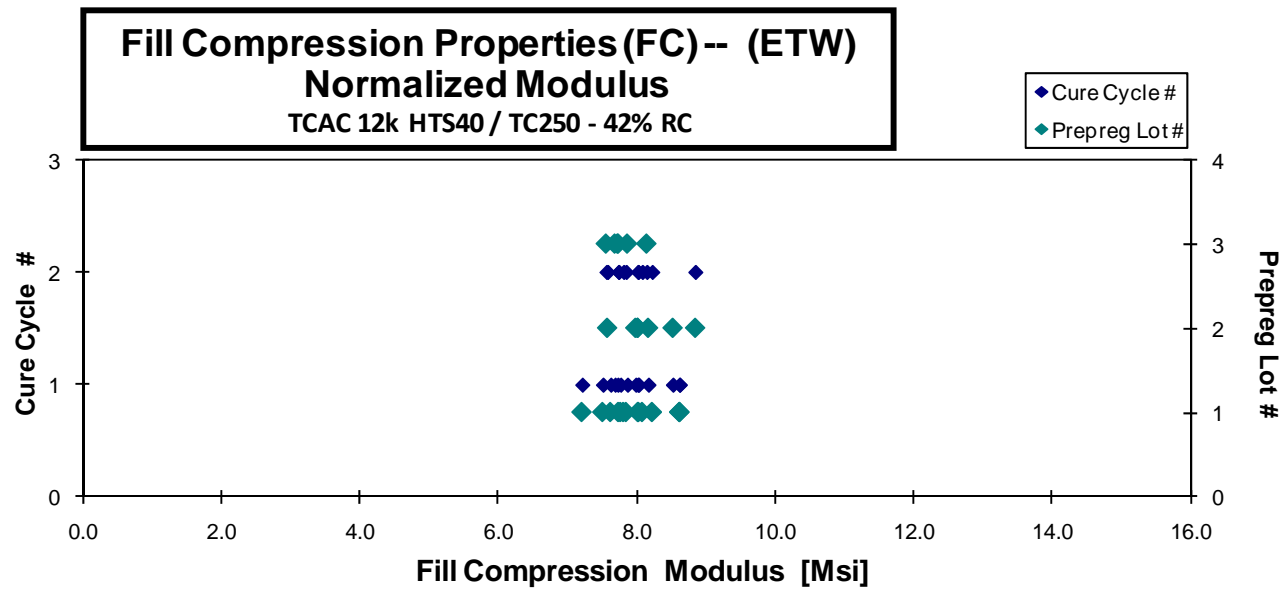
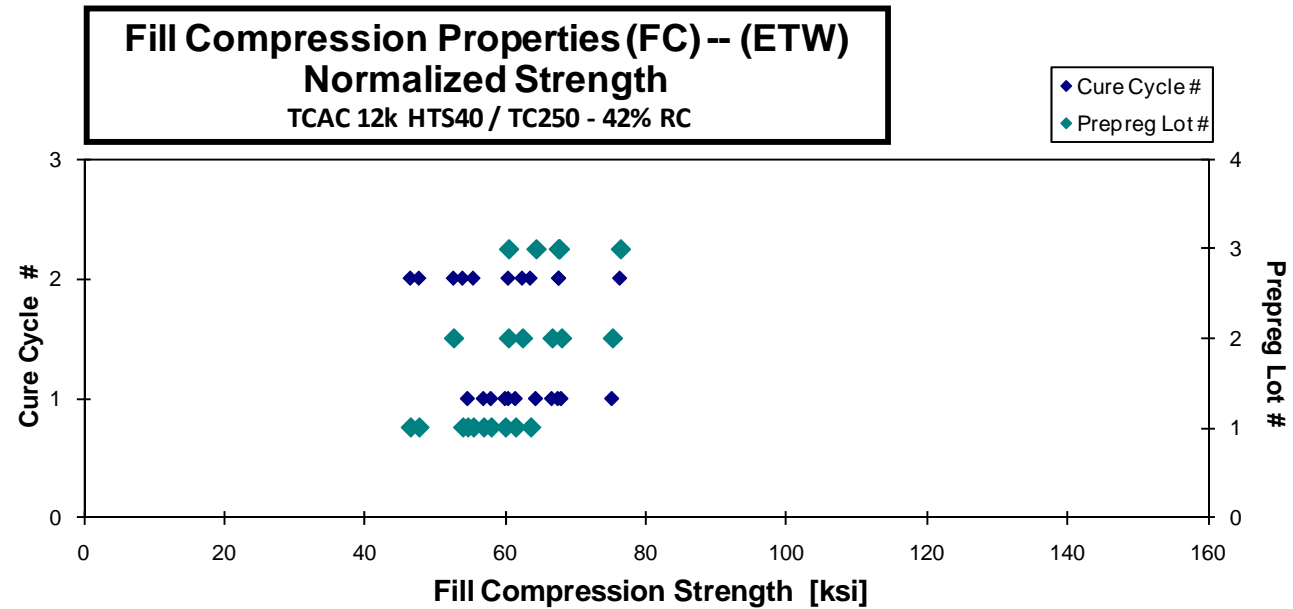
normalizing t_{ply}
 [in]
 0.0085

Specimen Number	TCAC Batch #	TCAC Cure Cycle	Prepreg Lot #	Cure Cycle #	Strength [ksi]	Modulus [Msi]	Poisson's Ratio	Avg. Specimen Thicken. [in]	# Plies in Laminate	Failure Mode	Avg. t_{ply} [in]	Strength _{norm} [ksi]	Modulus _{norm} [Msi]
TGZA111F	A	C1	1	1	67.146	9.648	0.046	0.091	12	BGM	0.0076	59.960	8.615
TGZA112F	A	C1	1	1	58.916	7.782	0.051	0.095	12	BAB	0.0079	54.593	7.211
TGZA113F	A	C1	1	1	64.213	7.850	0.059	0.098	12	BGM	0.0081	61.432	7.510
TGZA114F	A	C1	1	1	*	8.720	0.046	0.101	12	BGM/HIB	0.0084		8.616
TGZA115F	A	C1	1	1	56.383	7.957	0.018	0.103	12	BAT	0.0086	56.862	8.025
TGZA116F	A	C1	1	1	*	7.457	0.048	0.104	12	BAB/HIB	0.0087		7.623
TGZA117F	A	C1	1	1	55.625	7.456	0.055	0.106	12	BAT	0.0089	57.934	7.766
TGZA211F	A	C2	1	2	64.351	7.905	0.064	0.101	12	HAT	0.0084	63.563	7.808
TGZA212F	A	C2	1	2	*	7.838	0.062	0.102	12	HGM/HIB	0.0085		7.846
TGZA213F	A	C2	1	2	52.764	7.575	0.048	0.104	12	BGM	0.0087	53.885	7.736
TGZA214F	A	C2	1	2	45.991	7.741	0.036	0.106	12	HAT	0.0088	47.645	8.019
TGZA215F	A	C2	1	2	44.709	7.918	0.030	0.106	12	HAB	0.0088	46.419	8.221
TGZA216F	A	C2	1	2	53.076	7.739	0.032	0.106	12	HGM	0.0089	55.400	8.078
TGZB111F	B	C1	2	1	*	8.100	0.049	0.103	12	BGM / HIT / CIB	0.0086		8.166
TGZB112F	B	C1	2	1	66.582	7.850	0.043	0.104	12	HAB	0.0087	67.974	8.014
TGZB113F	B	C1	2	1	73.386	7.787	**	0.105	12	HGM	0.0087	75.233	7.983
TGZB115F	B	C1	2	1	64.484	8.244	0.037	0.105	12	BGM	0.0088	66.633	8.519
TGZB211F	B	C2	2	2	52.909	7.626	0.034	0.101	12	BGM	0.0084	52.580	7.578
TGZB212F	B	C2	2	2	60.552	8.036	0.034	0.102	12	HAB	0.0085	60.403	8.016
TGZB213F	B	C2	2	2	62.426	8.845	0.070	0.102	12	BGM	0.0085	62.406	8.842
TGZC111F	C	C1	3	1	65.852	8.570	0.050	0.094	12	BAB	0.0078	60.429	7.864
TGZC112F	C	C1	3	1	68.346	8.164	0.039	0.096	12	BAB	0.0080	64.337	7.685
TGZC113F	C	C1	3	1	71.034	8.128	0.042	0.097	12	BAT	0.0081	67.512	7.725
TGZC211F	C	C2	3	2	76.910	8.200	0.020	0.101	12	BAB	0.0084	76.370	8.142
TGZC212F	C	C2	3	2	67.791	7.578	0.014	0.102	12	BAB	0.0085	67.630	7.560
TGZC213F	C	C2	3	2	66.530	7.608	0.016	0.104	12	BAB	0.0086	67.644	7.736

* Strength is not reported as unacceptable failure modes was observed

** Poisson Ratio removed due to non-linearity

Average	61.817	8.012	0.042	Average _{norm}	0.0085	61.220	7.958
Standard Dev.	8.431	0.489	0.015	Standard Dev. _{norm}		7.812	0.381
Coeff. of Var. [%]	13.639	6.106	35.864	Coeff. of Var. [%] _{norm}		12.761	4.782
Min.	44.709	7.456	0.014	Min.	0.0076	46.419	7.211
Max.	76.910	9.648	0.070	Max.	0.0089	76.370	8.842
Number of Spec.	22	26	25	Number of Spec.		22	26



4.5 In-Plane Shear Properties

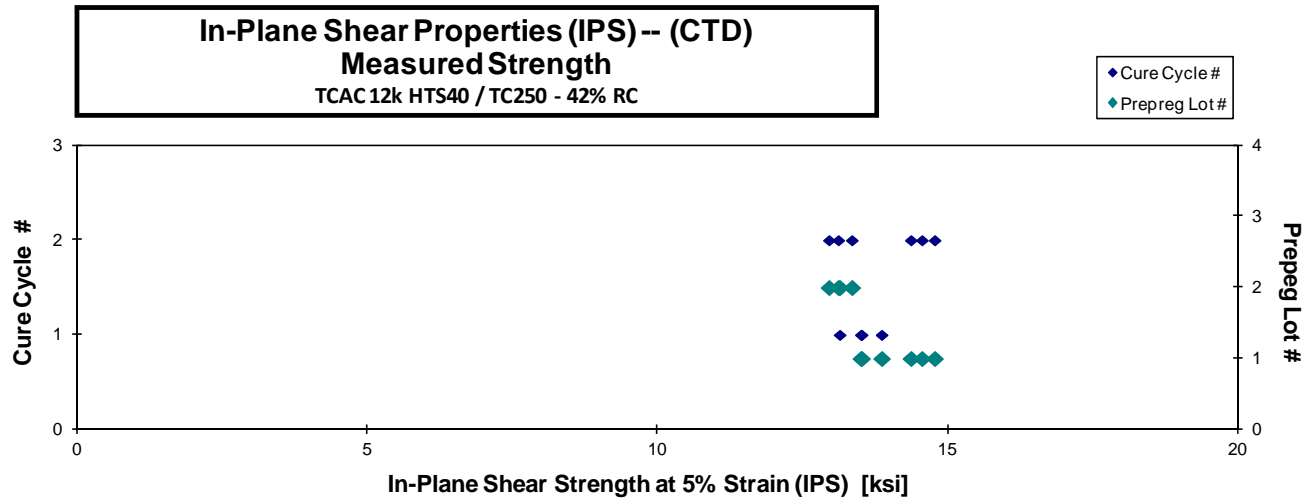
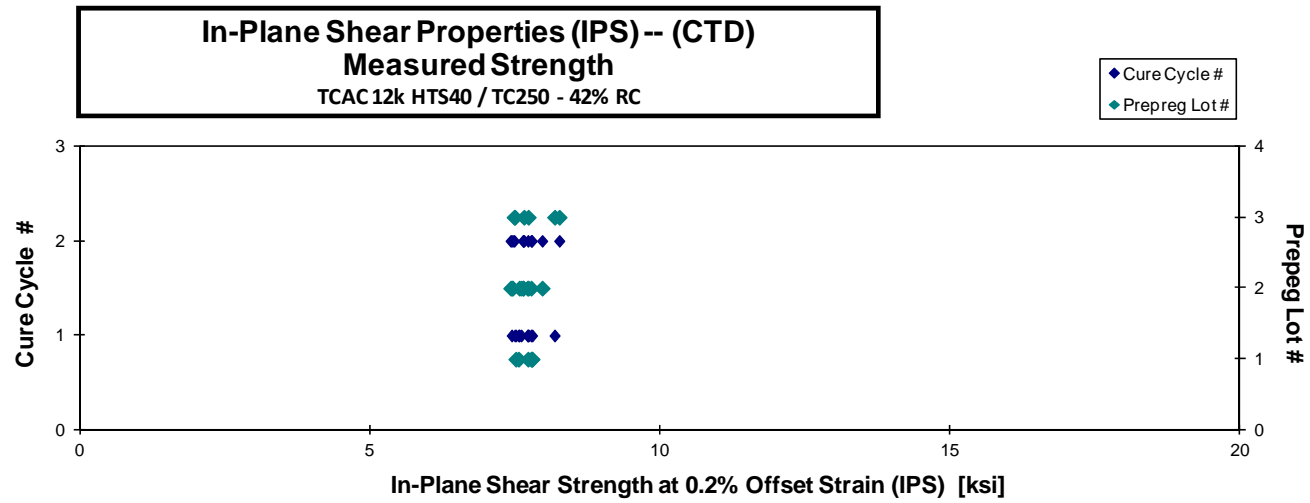
**In-Plane Shear Properties (IPS)-- (CTD)
Strength & Modulus
TCAC 12k HTS40 / TC250 - 42% RC**

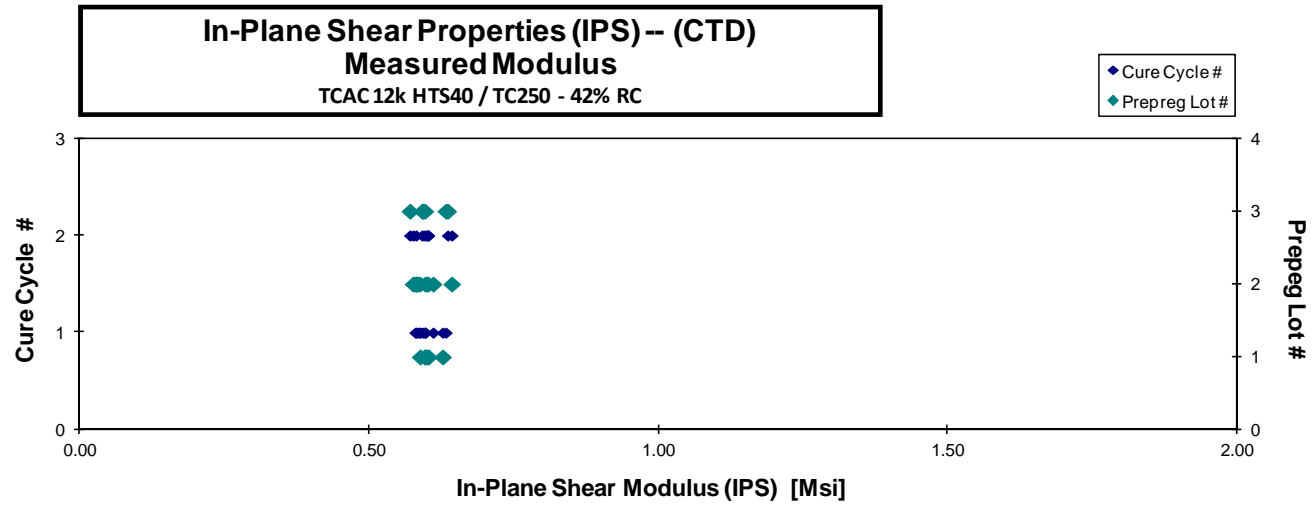
Specimen Number	TCAC Batch #	TCAC Cure Cycle	Prepreg Lot #	Cure Cycle #	Strength at 5% Strain [ksi]	0.2% Offset Strength [ksi]	Modulus [Msi]	Avg. Specimen Thicken. [in]	# Plies in Laminate	Avg. tply [in]
TGNA117B	A	C1	1	1	13.522	7.508	0.599	0.067	8	0.0084
TGNA118B	A	C1	1	1	13.509	7.556	0.590	0.067	8	0.0083
TGNA119B	A	C1	1	1	13.867	7.790	0.629	0.064	8	0.0080
TGNA217B	A	C2	1	2	14.561	7.773	0.602	0.068	8	0.0085
TGNA218B	A	C2	1	2	14.780	7.717	0.598	0.068	8	0.0085
TGNA219B	A	C2	1	2	14.372	7.783	0.604	0.067	8	0.0084
TGNB117B	B	C1	2	1	13.144	7.438	0.585	0.068	8	0.0085
TGNB118B*	B	C1	2	1		7.723	0.612	0.066	8	0.0083
TGNB119B*	B	C1	2	1		7.771	0.598	0.068	8	0.0085
TGNB11AB*	B	C1	2	1		7.709	0.589	0.068	8	0.0085
TGNB11BB*	B	C1	2	1		7.567	0.581	0.068	8	0.0085
TGNB11CB*	B	C1	2	1		7.602	0.583	0.068	8	0.0085
TGNB217B	B	C2	2	2	13.120	7.420	0.578	0.070	8	0.0088
TGNB218B	B	C2	2	2	12.960	7.452	0.583	0.069	8	0.0087
TGNB219B*	B	C2	2	2		7.634	0.603	0.067	8	0.0083
TGNB21AB*	B	C2	2	2		7.963	0.644	0.063	8	0.0079
TGNB21BB	B	C2	2	2	13.354	7.635	0.601	0.068	8	0.0084
TGNC117B**	C	C1	3	1		7.723	0.595	0.070	8	0.0087
TGNC118B**	C	C1	3	1		7.491	0.598	0.069	8	0.0087
TGNC119B**	C	C1	3	1		8.177	0.634	0.066	8	0.0082
TGNC217B**	C	C2	3	2		7.480	0.572	0.071	8	0.0089
TGNC218B**	C	C2	3	2		7.648	0.593	0.069	8	0.0087
TGNC219B**	C	C2	3	2		8.257	0.637	0.064	8	0.0080

* Specimen failed before it reached 5% strain

** Strain device removed prior to reaching 5% strain

Average	13.719	7.688	0.600	Average	0.0084
Standard Dev.	0.647	0.216	0.019	Standard Dev.	
Coeff. of Var. [%]	4.715	2.810	3.228	Coeff. of Var. [%]	
Min.	12.960	7.420	0.572	Min.	0.0079
Max.	14.780	8.257	0.644	Max.	0.0089
Number of Spec.	10	23	23	Number of Spec.	23




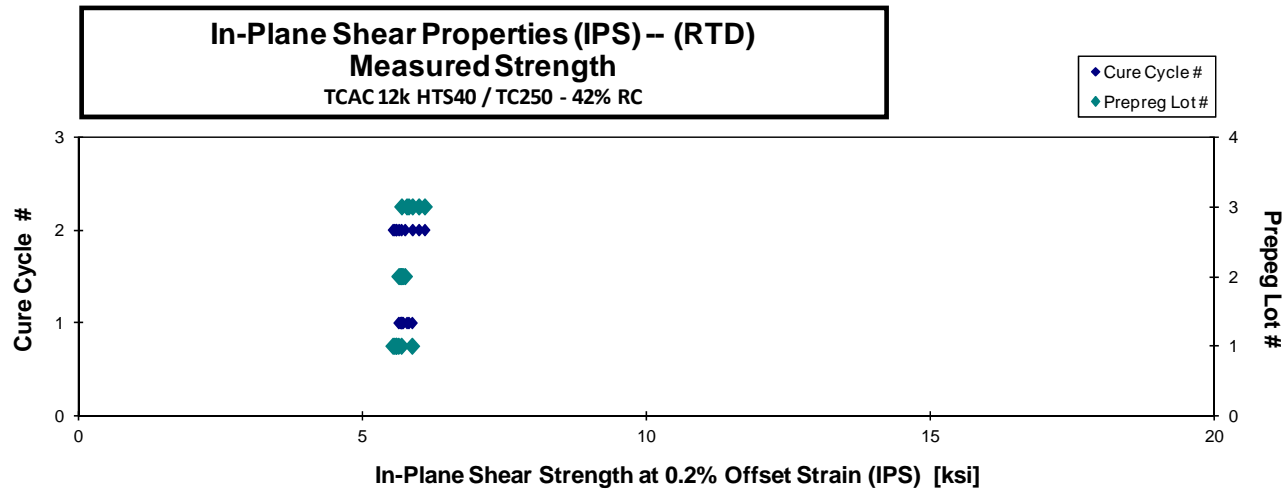


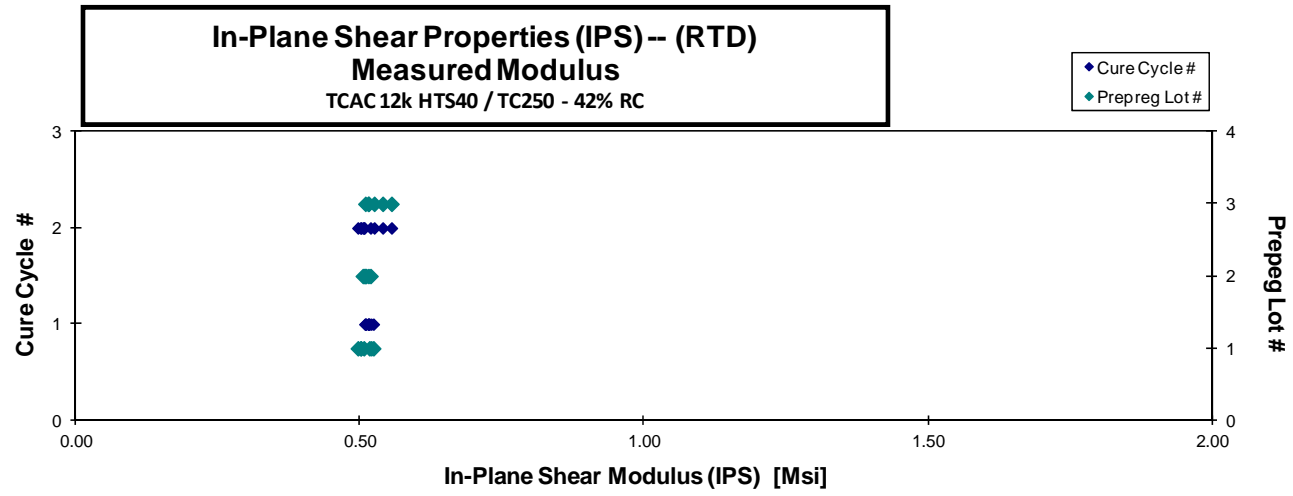
**In-Plane Shear Properties (IPS) -- (RTD)
Strength & Modulus**
TCAC 12k HTS40 / TC250 - 42% RC

Specimen Number	TCAC Batch #	TCAC Cure Cycle	Prepreg Lot #	Cure Cycle #	Strength at 5% Strain [ksi]	0.2% Offset Strength [ksi]	Modulus [Msi]	Avg. Specimen Thickn. [in]	# Plies in Laminate	Avg. tply [in]
TGNA11CA	A	C1	1	1	9.937	5.860	0.520	0.066	8	0.0083
TGNA11DA	A	C1	1	1	9.761	5.621	0.517	0.067	8	0.0083
TGNA11EA	A	C1	1	1	9.972	5.672	0.524	0.067	8	0.0084
TGNA21CA	A	C2	1	2	9.743	5.580	0.507	0.069	8	0.0087
TGNA21DA*	A	C2	1	2		5.523	0.496	0.070	8	0.0088
TGNA21EA	A	C2	1	2	9.695	5.549	0.501	0.070	8	0.0088
TGNA21FA	A	C2	1	2	10.192	5.581	0.502	0.070	8	0.0088
TGNB11DA	B	C1	2	1	9.825	5.698	0.511	0.068	8	0.0086
TGNB11EA	B	C1	2	1	9.691	5.648	0.509	0.068	8	0.0085
TGNB11FA	B	C1	2	1	9.856	5.675	0.515	0.068	8	0.0085
TGNB21CA	B	C2	2	2	10.025	5.735	0.519	0.068	8	0.0085
TGNB21DA	B	C2	2	2	9.981	5.670	0.508	0.069	8	0.0086
TGNB21EA	B	C2	2	2	9.722	5.627	0.505	0.069	8	0.0086
TGNC11CA*	C	C1	3	1		5.800	0.515	0.071	8	0.0089
TGNC11DA*	C	C1	3	1		5.767	0.515	0.071	8	0.0089
TGNC11EA*	C	C1	3	1		5.678	0.510	0.071	8	0.0089
TGNC21CA*	C	C2	3	2		6.083	0.556	0.066	8	0.0083
TGNC21DA*	C	C2	3	2		5.980	0.540	0.067	8	0.0084
TGNC21EA*	C	C2	3	2		5.867	0.525	0.068	8	0.0085

* Strain device removed prior to reaching 5% strain

Average	9.867	5.717	0.515	Average	0.0086
Standard Dev.	0.156	0.147	0.014	Standard Dev.	
Coeff. of Var. [%]	1.584	2.571	2.710	Coeff. of Var. [%]	
Min.	9.691	5.523	0.496	Min.	0.0083
Max.	10.192	6.083	0.556	Max.	0.0089
Number of Spec.	12	19	19	Number of Spec.	19








In-Plane Shear Properties (IPS)-- (ETW) Strength & Modulus TCAC 12k HTS40 / TC250 - 42% RC
--

Specimen Number	TCAC Batch #	TCAC Cure Cycle	Prepreg Lot #	Cure Cycle #	Strength at 5% Strain [ksi]	0.2% Offset Strength [ksi]	Modulus [Msi]	Avg. Specimen Thickn. [in]	# Plies in Laminate	Avg. tply [in]
TGNA111F	A	C1	1	1	5.339	3.250	0.343	0.062	8	0.0078
TGNA112F*	A	C1	1	1		3.143	0.331	0.064	8	0.0079
TGNA113F	A	C1	1	1	5.044	3.088	0.327	0.065	8	0.0082
TGNA114F	A	C1	1	1	4.906	3.029	0.320	0.067	8	0.0084
TGNA211F	A	C2	1	2	5.272	3.192	0.321	0.066	8	0.0083
TGNA212F	A	C2	1	2	5.064	2.963	0.308	0.068	8	0.0085
TGNA213F	A	C2	1	2	5.281	3.206	0.328	0.068	8	0.0085
TGNB111F	B	C1	2	1	4.816	2.954	0.311	0.069	8	0.0086
TGNB112F	B	C1	2	1	4.815	3.074	0.313	0.070	8	0.0087
TGNB113F	B	C1	2	1	4.929	3.055	0.310	0.070	8	0.0087
TGNB211F	B	C2	2	2	4.904	3.068	0.319	0.064	8	0.0080
TGNB212F	B	C2	2	2	4.748	2.943	0.308	0.068	8	0.0086
TGNB213F	B	C2	2	2	4.700	2.954	0.307	0.070	8	0.0087
TGNC111F	C	C1	3	1	5.404	3.286	0.321	0.064	8	0.0080
TGNC112F	C	C1	3	1	5.059	3.032	0.307	0.068	8	0.0085
TGNC113F	C	C1	3	1	5.177	3.096	0.319	0.069	8	0.0086
TGNC114F	C	C1	3	1	5.231	3.131	0.328	0.071	8	0.0089
TGNC211F	C	C2	3	2	5.310	3.183	0.328	0.065	8	0.0081
TGNC212F	C	C2	3	2	5.331	3.200	0.329	0.067	8	0.0084
TGNC213F	C	C2	3	2	5.138	3.118	0.313	0.070	8	0.0088

* Specimen failed before it reached 5% strain

Average	5.077	3.098	0.320	Average	0.0084
Standard Dev.	0.221	0.102	0.010	Standard Dev.	
Coeff. of Var. [%]	4.357	3.280	3.106	Coeff. of Var. [%]	
Min.	4.700	2.943	0.307	Min.	0.0078
Max.	5.404	3.286	0.343	Max.	0.0089
Number of Spec.	19	20	20	Number of Spec.	20





4.6 Unnotched Tension 1 Properties

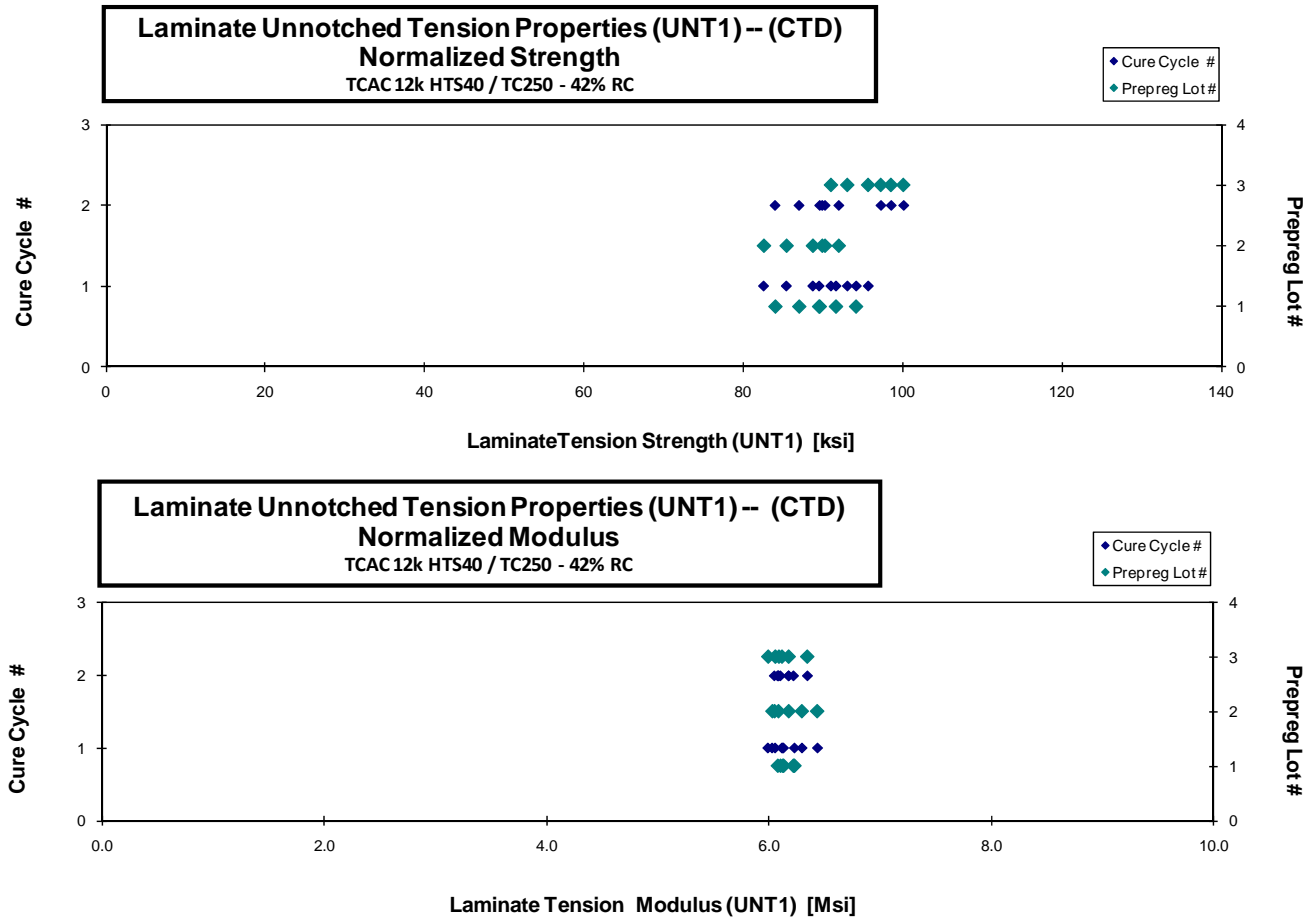
Laminate Unnotched Tension Properties (UNT1) -- (CTD)
Strength & Modulus
 TCAC 12k HTS40 / TC250 - 42% RC

normalizing t_{ply}
 [in]
0.0085

Specimen Number	TCAC Batch #	TCAC Cure Cycle	Prepreg Lot #	Cure Cycle #	Strength [ksi]	Modulus [Msi]	Avg. Specimen Thckn. [in]	# Plies in Laminate	Failure Mode	Avg. t_{ply} [in]	Strength _{norm} [ksi]	Modulus _{norm} [Msi]
TGAA117B	A	C1	1	1	93.152	6.069	0.137	16	LWT	0.0086	94.134	6.133
TGAA118B	A	C1	1	1	90.844	6.178	0.137	16	LGM	0.0086	91.601	6.230
TGAA119B	A	C1	1	1	89.196	6.106	0.136	16	LGM	0.0085	89.480	6.125
TGAA217B	A	C2	1	2	84.793	5.890	0.144	16	LWT/LGM	0.0090	89.562	6.221
TGAA218B	A	C2	1	2	83.603	5.845	0.141	16	LWB	0.0088	86.973	6.081
TGAA219B	A	C2	1	2	77.346	5.624	0.148	16	LWB	0.0092	83.971	6.106
TGAB117B	B	C1	2	1	86.347	6.100	0.134	16	LGM	0.0084	85.385	6.032
TGAB118B	B	C1	2	1	81.073	6.321	0.138	16	LGM	0.0087	82.533	6.434
TGAB119B	B	C1	2	1	85.939	6.101	0.140	16	LWB	0.0088	88.699	6.297
TGAB217B	B	C2	2	2	87.525	5.881	0.143	16	LWT	0.0089	91.955	6.179
TGAB218B	B	C2	2	2	87.121	5.843	0.141	16	LGM	0.0088	90.228	6.052
TGAB219B	B	C2	2	2	87.769	5.944	0.139	16	LGM	0.0087	89.877	6.087
TGAC117B	C	C1	3	1	87.726	5.843	0.141	16	LGM	0.0088	90.962	6.059
TGAC118B	C	C1	3	1	90.769	5.970	0.139	16	LWT	0.0087	93.027	6.118
TGAC119B	C	C1	3	1	97.805	6.131	0.133	16	LGM	0.0083	95.636	5.995
TGAC217B	C	C2	3	2	93.087	5.831	0.142	16	LWB	0.0089	97.228	6.091
TGAC218B	C	C2	3	2	94.982	6.118	0.141	16	LGM	0.0088	98.509	6.345
TGAC219B	C	C2	3	2	103.251	6.374	0.132	16	LWB	0.0082	100.075	6.178

Average 89.018 6.009
Standard Dev. 6.076 0.190
Coeff. of Var. [%] 6.826 3.161
Min. 77.346 5.624
Max. 103.251 6.374
Number of Spec. 18 18

Average_{norm} 0.0087 91.102 6.153
Standard Dev._{norm} 4.817 0.115
Coeff. of Var. [%]_{norm} 5.287 1.872
Min. 0.0082 82.533 5.995
Max. 0.0092 100.075 6.434
Number of Spec. 18 18

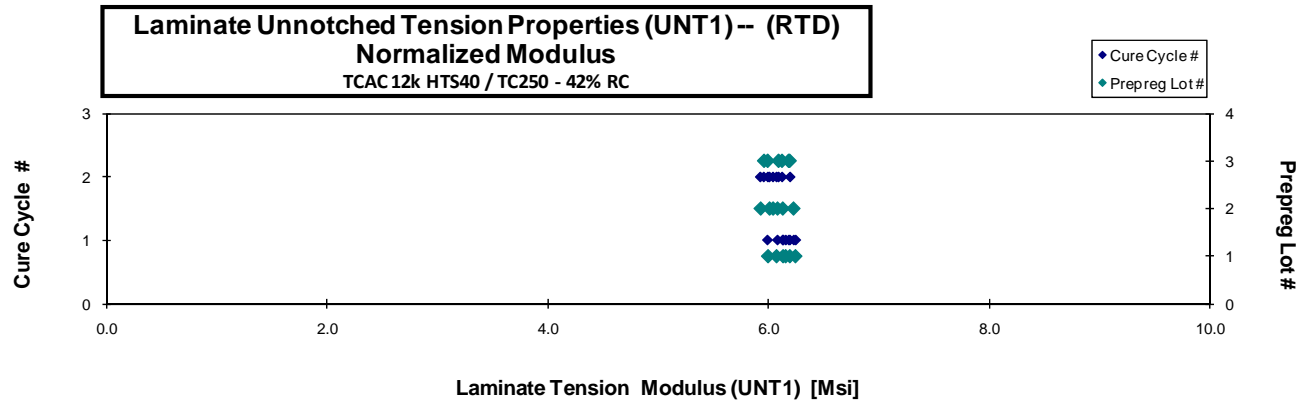
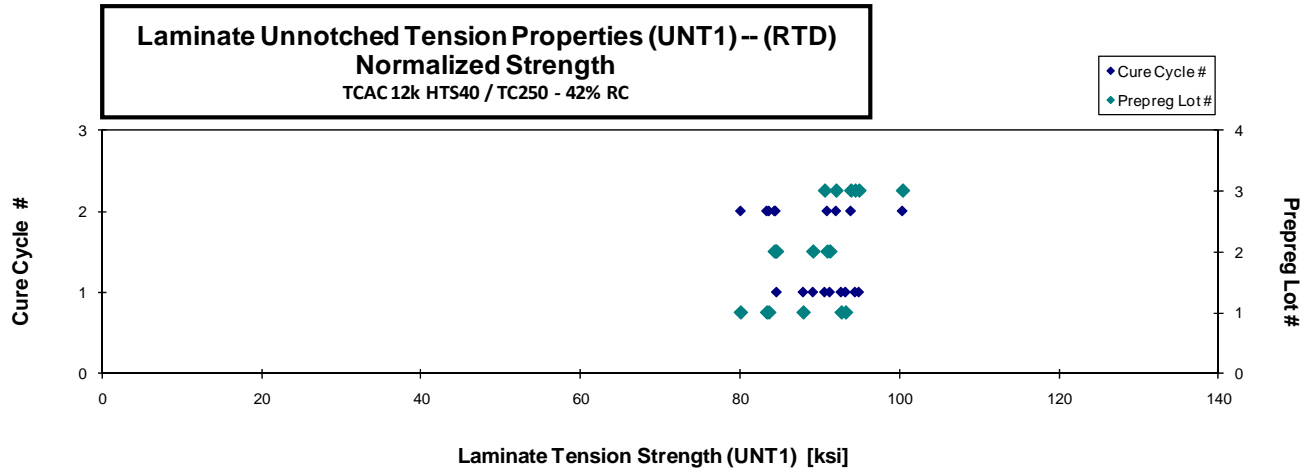


Laminate Unnotched Tension Properties (UNT1) -- (RTD)
Strength & Modulus
 TCAC 12k HTS40 / TC250 - 42% RC

normalizing t_{ply}
 [in]
 0.0085

Specimen Number	TCAC Batch #	TCAC Cure Cycle	Prepreg Lot #	Cure Cycle #	Strength [ksi]	Modulus [Msi]	Avg. Specimen Thickn. [in]	# Plies in Laminate	Failure Mode	Avg. t_{ply} [in]	Strength _{norm} [ksi]	Modulus _{norm} [Msi]
TGAA11CA	A	C1	1	1	91.083	6.103	0.139	16	LGM	0.0087	93.237	6.247
TGAA11DA	A	C1	1	1	89.453	5.921	0.141	16	LWB	0.0088	92.687	6.135
TGAA11EA	A	C1	1	1	84.685	5.932	0.141	16	LGM	0.0088	87.913	6.158
TGAA21CA	A	C2	1	2	75.167	5.409	0.151	16	LWT/LWB	0.0094	83.338	5.997
TGAA21DA	A	C2	1	2	72.387	5.603	0.150	16	LGM/LWB	0.0094	80.052	6.197
TGAA21EA	A	C2	1	2	76.955	5.591	0.148	16	LWT/LWB	0.0092	83.603	6.074
TGAB11CA	B	C1	2	1	87.911	5.906	0.141	16	LGM / LWB	0.0088	91.261	6.131
TGAB11DA	B	C1	2	1	82.339	5.923	0.140	16	LWT	0.0087	84.569	6.084
TGAB11EA	B	C1	2	1	87.755	6.133	0.138	16	LGM	0.0086	89.142	6.230
TGAB21CA	B	C2	2	2	82.096	5.853	0.140	16	LGM	0.0087	84.310	6.011
TGAB21DA	B	C2	2	2	86.739	5.766	0.143	16	LWT / LWB	0.0089	90.917	6.043
TGAB21EA	B	C2	2	2	80.054	5.621	0.143	16	LGM	0.0090	84.440	5.929
TGAC11CA	C	C1	3	1	92.441	6.024	0.140	16	LWT / LWB	0.0087	94.911	6.185
TGAC11DA	C	C1	3	1	87.969	6.015	0.140	16	LGM	0.0088	90.611	6.195
TGAC11EA	C	C1	3	1	92.427	5.865	0.139	16	LWT	0.0087	94.443	5.993
TGAC21CA	C	C2	3	2	98.490	6.009	0.139	16	LWT / LWB	0.0087	100.385	6.125
TGAC21DA	C	C2	3	2	91.390	5.930	0.140	16	LWT	0.0087	93.899	6.093
TGAC21EA	C	C2	3	2	89.038	5.766	0.141	16	LGM	0.0088	92.038	5.960

Average	86.021	5.854	Average_{norm}	0.0089	89.542	6.099
Standard Dev.	6.757	0.194	Standard Dev._{norm}		5.258	0.095
Coeff. of Var. [%]	7.855	3.320	Coeff. of Var. [%]_{norm}		5.872	1.556
Min.	72.387	5.409	Min.	0.0086	80.052	5.929
Max.	98.490	6.133	Max.	0.0094	100.385	6.247
Number of Spec.	18	18	Number of Spec.		18	18



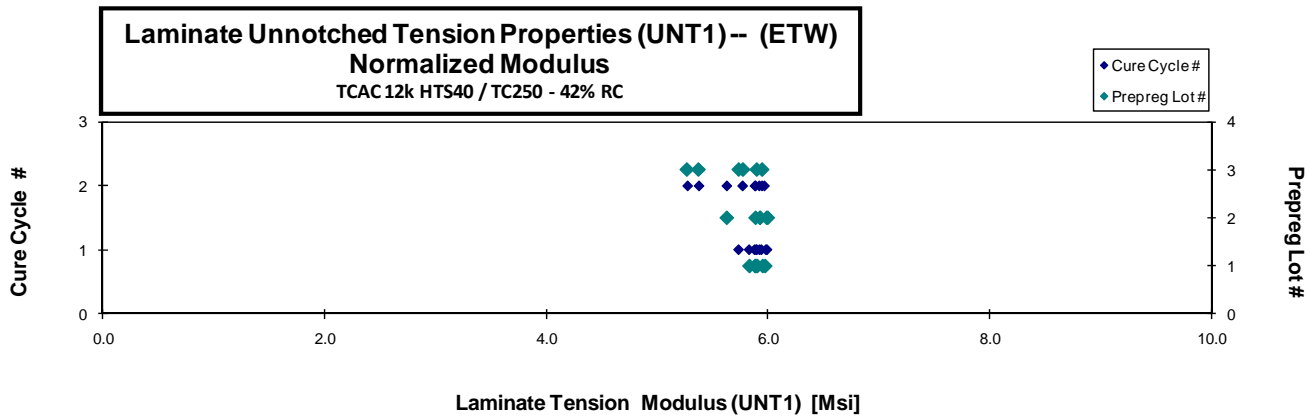
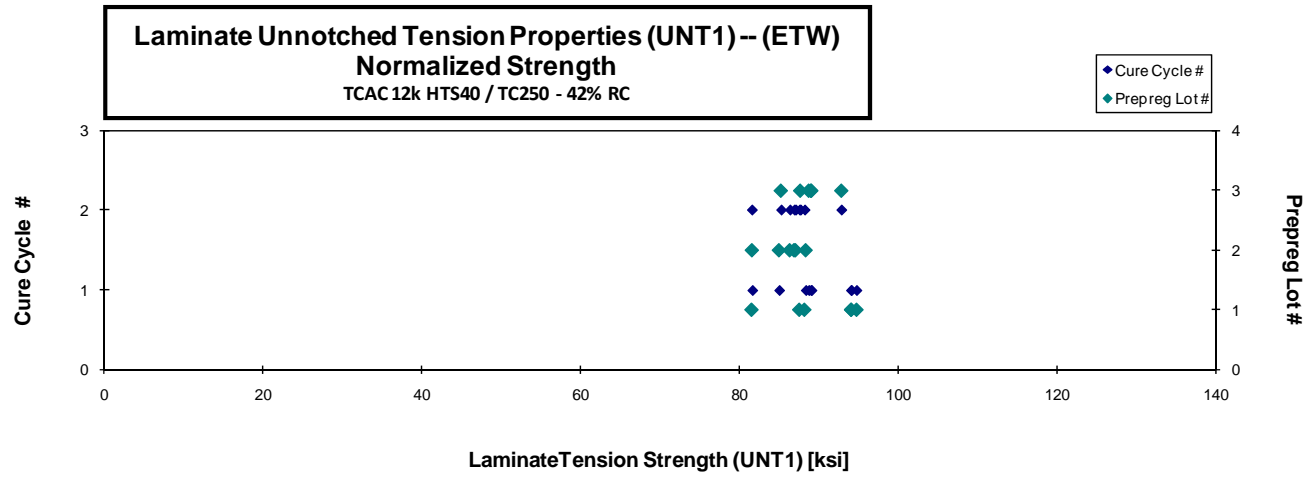
Laminate Unnotched Tension Properties (UNT1) -- (ETW)
Strength & Modulus
 TCAC 12k HTS40 / TC250 - 42% RC

normalizing t_{ply}
 [in]
 0.0085

Specimen Number	TCAC Batch #	TCAC Cure Cycle	Prepreg Lot #	Cure Cycle #	Strength [ksi]	Modulus [Msi]	Avg. Specimen Thckn. [in]	# Plies in Laminate	Failure Mode	Avg. t_{ply} [in]	Strength _{norm} [ksi]	Modulus _{norm} [Msi]
TGAA111F	A	C1	1	1	94.484	5.926	0.135	16	LGM	0.0085	94.114	5.903
TGAA112F	A	C1	1	1	93.597	5.809	0.138	16	LWT/LAB	0.0086	94.779	5.882
TGAA113F	A	C1	1	1	91.448	5.668	0.140	16	LGM/LWB	0.0087	94.104	5.832
TGAA212F	A	C2	1	2	82.004	5.594	0.145	16	LGM	0.0091	87.561	5.973
TGAA213F	A	C2	1	2	82.744	5.582	0.145	16	LGM	0.0091	88.209	5.951
TGAA214F	A	C2	1	2	75.913	5.485	0.146	16	LWT	0.0091	81.532	5.891
TGAB112F	B	C1	2	1	86.961	5.834	0.138	16	LGM / LWB	0.0086	88.358	5.928
TGAB113F	B	C1	2	1	82.257	5.803	0.141	16	LGM	0.0088	84.989	5.996
TGAB114F	B	C1	2	1	77.872	5.714	0.142	16	LGM / LWB	0.0089	81.584	5.986
TGAB211F	B	C2	2	2	89.165	6.069	0.133	16	LGM	0.0083	87.067	5.926
TGAB212F	B	C2	2	2	86.478	5.895	0.136	16	LGM / LWT	0.0085	86.350	5.887
TGAB213F	B	C2	2	2	84.903	5.500	0.139	16	LWB / LGM	0.0087	86.901	5.629
TGAC111F	C	C1	3	1	89.875	6.021	0.134	16	LWT / LWB	0.0084	88.740	5.945
TGAC112F	C	C1	3	1	88.388	5.856	0.137	16	LGM	0.0086	89.005	5.897
TGAC113F	C	C1	3	1	87.046	5.605	0.139	16	LGM	0.0087	89.083	5.736
TGAC211F	C	C2	3	2	86.053	5.323	0.135	16	LWT / LGM	0.0084	85.231	5.272
TGAC212F	C	C2	3	2	91.318	5.678	0.138	16	LWT / LGM	0.0086	92.862	5.774
TGAC213F	C	C2	3	2	84.693	5.193	0.141	16	LWT / LGB	0.0088	87.682	5.376

Average **86.400** **5.698**
 Standard Dev. **5.024** **0.232**
 Coeff. of Var. [%] **5.815** **4.072**
 Min. **75.913** **5.193**
 Max. **94.484** **6.069**
 Number of Spec. **18** **18**

Average_{norm} **0.0087** **88.231** **5.821**
 Standard Dev._{norm} **3.843** **0.204**
 Coeff. of Var. [%]_{norm} **4.355** **3.503**
 Min. **0.0083** **81.532** **5.272**
 Max. **0.0091** **94.779** **5.996**
 Number of Spec. **18** **18**



4.7 Unnotched Tension 2 Properties

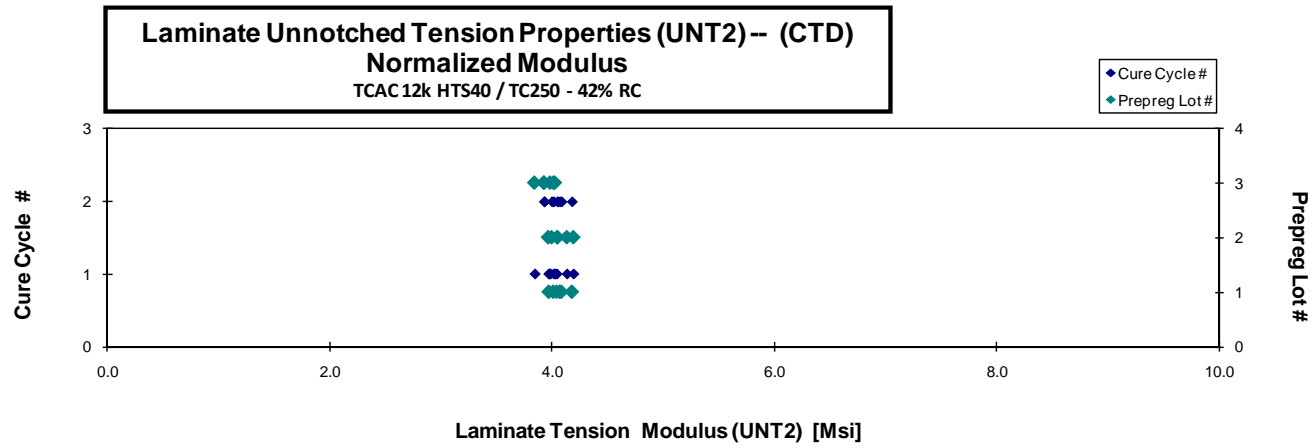
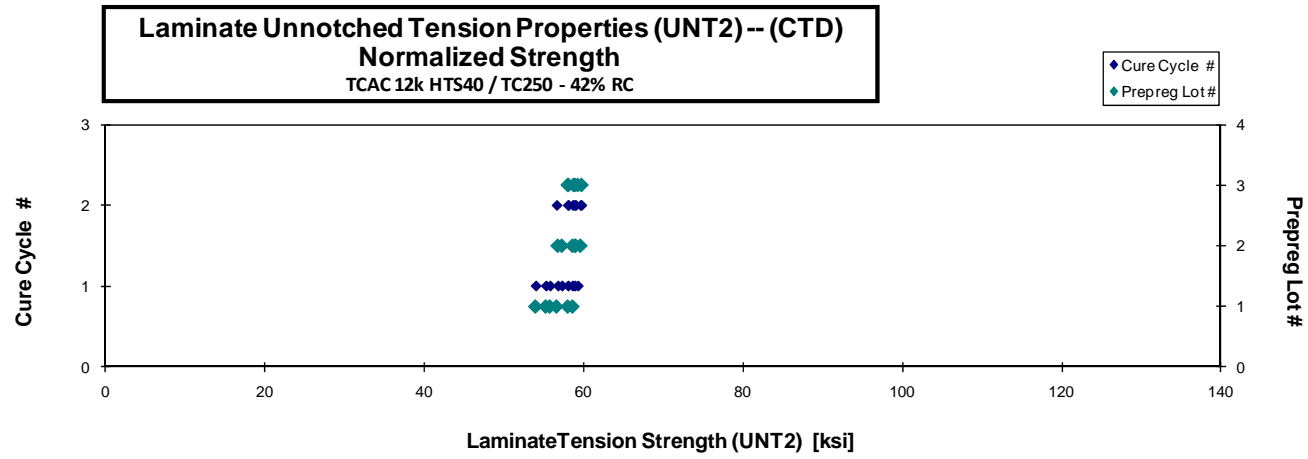
Laminate Unnotched Tension Properties (UNT2) -- (CTD)
Strength & Modulus
 TCAC 12k HTS40 / TC250 - 42% RC

normalizing t_{ply}
 [in]
0.0085

Specimen Number	TCAC Batch #	TCAC Cure Cycle	Prepreg Lot #	Cure Cycle #	Strength [ksi]	Modulus [Msi]	Avg. Specimen Thckn. [in]	# Plies in Laminate	Failure Mode	Avg. t_{ply} [in]	Strength _{norm} [ksi]	Modulus _{norm} [Msi]
TGBA117B	A	C1	1	1	53.403	3.839	0.176	20	AGM	0.0088	55.277	3.973
TGBA118B	A	C1	1	1	54.332	3.937	0.175	20	MGM	0.0087	55.792	4.042
TGBA119B	A	C1	1	1	53.194	3.954	0.173	20	MGM	0.0086	53.992	4.013
TGBA217B	A	C2	1	2	57.092	4.070	0.175	20	AGM	0.0087	58.631	4.179
TGBA218B	A	C2	1	2	57.153	4.008	0.173	20	AGM	0.0086	58.033	4.070
TGBA219B	A	C2	1	2	56.445	4.073	0.171	20	AWT	0.0085	56.622	4.085
TGBB117B	B	C1	2	1	55.810	3.865	0.175	20	LWT	0.0087	57.292	3.968
TGBB118B	B	C1	2	1	55.926	4.071	0.173	20	LGM	0.0086	56.787	4.134
TGBB119B	B	C1	2	1	58.633	4.193	0.170	20	LWB	0.0085	58.627	4.193
TGBB217B	B	C2	2	2	56.904	3.866	0.178	20	LGM	0.0089	59.615	4.050
TGBB218B	B	C2	2	2	56.710	3.846	0.177	20	LWT	0.0088	58.961	3.999
TGBB219B	B	C2	2	2	58.232	3.996	0.172	20	LGM	0.0086	59.015	4.050
TGBC117B	C	C1	3	1	58.566	3.960	0.171	20	LWB	0.0086	58.922	3.984
TGBC119B	C	C1	3	1	56.845	3.861	0.177	20	LWT	0.0089	59.297	4.027
TGBC11BB	C	C1	3	1	54.971	3.640	0.180	20	LGM	0.0090	58.059	3.844
TGBC217B	C	C2	3	2	55.943	3.741	0.179	20	LWB	0.0089	58.779	3.930
TGBC218B	C	C2	3	2	55.686	3.848	0.177	20	LWB	0.0089	58.104	4.015
TGBC219B	C	C2	3	2	60.753	3.995	0.167	20	LGM	0.0084	59.753	3.929

Average 56.478 3.931
Standard Dev. 1.884 0.133
Coeff. of Var. [%] 3.336 3.382
Min. 53.194 3.640
Max. 60.753 4.193
Number of Spec. 18 18

Average_{norm} 0.0087 57.864 4.027
Standard Dev._{norm} 1.599 0.088
Coeff. of Var. [%]_{norm} 2.764 2.173
Min. 0.0084 53.992 3.844
Max. 0.0090 59.753 4.193
Number of Spec. 18 18

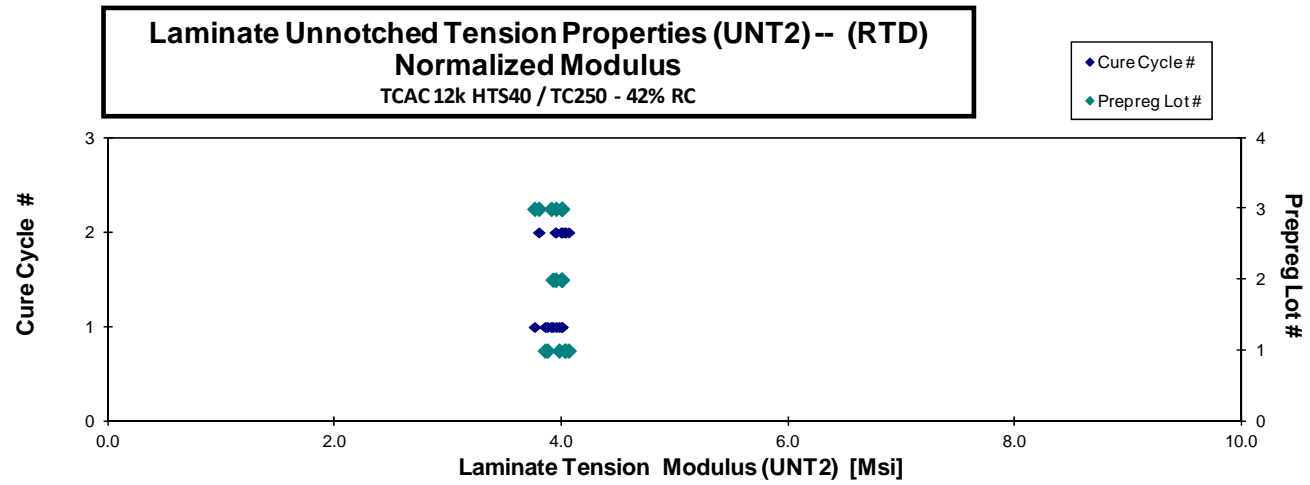



Laminate Unnotched Tension Properties (UNT2) -- (RTD)
Strength & Modulus
 TCAC 12k HTS40 / TC250 - 42% RC

normalizing t_{ply}
 [in]
 0.0085

Specimen Number	TCAC Batch #	TCAC Cure Cycle	Prepreg Lot #	Cure Cycle #	Strength [ksi]	Modulus [Msi]	Avg. Specimen Thickn. [in]	# Plies in Laminate	Failure Mode	Avg. t_{ply} [in]	Strength _{norm} [ksi]	Modulus _{norm} [Msi]
TGBA11CA	A	C1	1	1	52.211	3.745	0.175	20	LGM	0.0088	53.757	3.856
TGBA11DA	A	C1	1	1	53.748	3.710	0.178	20	MWB	0.0089	56.167	3.877
TGBA11EA	A	C1	1	1	52.842	3.803	0.178	20	MGM	0.0089	55.292	3.979
TGBA21CA	A	C2	1	2	53.165	3.911	0.175	20	MWT	0.0088	54.843	4.035
TGBA21DA	A	C2	1	2	55.102	3.906	0.175	20	MWT	0.0088	56.836	4.029
TGBA21EA	A	C2	1	2	56.512	3.920	0.176	20	MWT	0.0088	58.585	4.064
TGBB11CA	B	C1	2	1	52.636	3.901	0.175	20	LWB	0.0087	54.035	4.004
TGBB11DA	B	C1	2	1	52.447	3.792	0.176	20	LGM	0.0088	54.272	3.924
TGBB11EA	B	C1	2	1	49.880	3.857	0.176	20	LGM	0.0088	51.778	4.004
TGBB21DA	B	C2	2	2	52.969	3.821	0.176	20	LWB	0.0088	54.724	3.948
TGBB21EA	B	C2	2	2	55.314	3.844	0.177	20	LGM	0.0088	57.548	3.999
TGBB21FA	B	C2	2	2	54.461	3.765	0.178	20	LWB	0.0089	57.120	3.949
TGBC11CA	C	C1	3	1	54.994	3.794	0.177	20	LWT	0.0089	57.291	3.953
TGBC11DA	C	C1	3	1	54.535	3.634	0.176	20	LWT	0.0088	56.476	3.763
TGBC11EA	C	C1	3	1	55.903	3.798	0.175	20	LGM	0.0088	57.548	3.910
TGBC21CA	C	C2	3	2	56.330	3.929	0.173	20	LGM	0.0087	57.446	4.007
TGBC21DA	C	C2	3	2	54.803	3.904	0.174	20	LGM	0.0087	56.152	4.000
TGBC21EA	C	C2	3	2	54.116	3.686	0.175	20	LGM	0.0088	55.798	3.801

Average	53.998	3.818	Average_{norm}	0.0088	55.870	3.950
Standard Dev.	1.681	0.087	Standard Dev._{norm}		1.721	0.082
Coeff. of Var. [%]	3.114	2.278	Coeff. of Var. [%]_{norm}		3.081	2.081
Min.	49.880	3.634	Min.	0.0087	51.778	3.763
Max.	56.512	3.929	Max.	0.0089	58.585	4.064
Number of Spec.	18	18	Number of Spec.		18	18



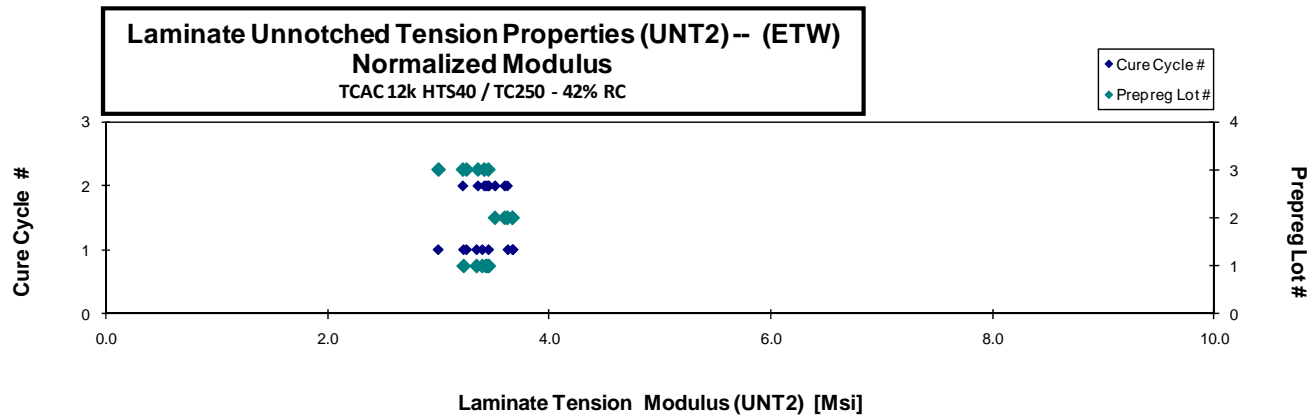
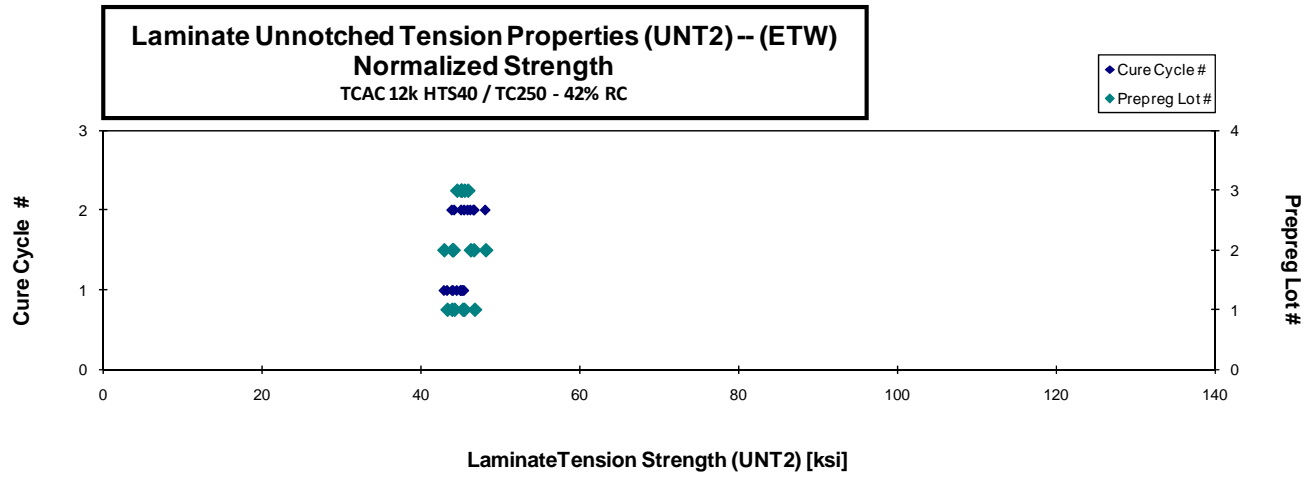
Laminate Unnotched Tension Properties (UNT2) -- (ETW)
Strength & Modulus
 TCAC 12k HTS40 / TC250 - 42% RC

normalizing t_{ply}
 [in]
 0.0085

Specimen Number	TCAC Batch #	TCAC Cure Cycle	Prepreg Lot #	Cure Cycle #	Strength [ksi]	Modulus [Msi]	Avg. Specimen Thickn. [in]	# Plies in Laminate	Failure Mode	Avg. t_{ply} [in]	Strength _{norm} [ksi]	Modulus _{norm} [Msi]
TGBA111F	A	C1	1	1	43.337	3.229	0.170	20	DGM	0.0085	43.362	3.231
TGBA112F	A	C1	1	1	44.652	3.299	0.173	20	DGM	0.0086	45.313	3.347
TGBA113F	A	C1	1	1	44.317	3.311	0.174	20	DGM	0.0087	45.486	3.399
TGBA214F	A	C2	1	2	43.101	3.366	0.173	20	DGM	0.0087	43.955	3.432
TGBA215F	A	C2	1	2	45.830	3.386	0.174	20	DGM	0.0087	46.796	3.457
TGBA216F	A	C2	1	2	43.203	3.367	0.174	20	DGM	0.0087	44.266	3.450
TGBB111F	B	C1	2	1	44.598	3.712	0.168	20	AWT	0.0084	44.118	3.672
TGBB112F	B	C1	2	1	43.685	3.644	0.171	20	AWT	0.0086	43.994	3.670
TGBB113F	B	C1	2	1	42.184	3.561	0.173	20	AWT	0.0087	42.966	3.627
TGBB211F	B	C2	2	2	46.553	3.532	0.169	20	DGM / AGM	0.0085	46.302	3.513
TGBB212F	B	C2	2	2	46.086	3.553	0.172	20	AGM	0.0086	46.692	3.600
TGBB213F	B	C2	2	2	46.722	3.512	0.175	20	AGM	0.0088	48.183	3.622
TGBC111F	C	C1	3	1	43.337	2.889	0.177	20	LGM	0.0088	45.062	3.004
TGBC112F	C	C1	3	1	43.734	3.156	0.175	20	LGM	0.0088	45.140	3.257
TGBC113F	C	C1	3	1	42.728	3.311	0.177	20	LGM	0.0089	44.580	3.454
TGBC211F	C	C2	3	2	46.284	3.383	0.169	20	LGM	0.0084	45.957	3.359
TGBC212F	C	C2	3	2	44.894	3.369	0.172	20	LGT	0.0086	45.528	3.417
TGBC213F	C	C2	3	2	43.829	3.131	0.175	20	LGM	0.0088	45.144	3.225

Average 44.393 3.373
Standard Dev. 1.397 0.199
Coeff. of Var. [%] 3.147 5.907
Min. 42.184 2.889
Max. 46.722 3.712
Number of Spec. 18 18

Average_{norm} 0.0086 45.158 3.430
Standard Dev._{norm} 1.316 0.177
Coeff. of Var. [%]_{norm} 2.915 5.171
Min. 0.0084 42.966 3.004
Max. 0.0089 48.183 3.672
Number of Spec. 18 18



4.8 Unnotched Tension 3 Properties


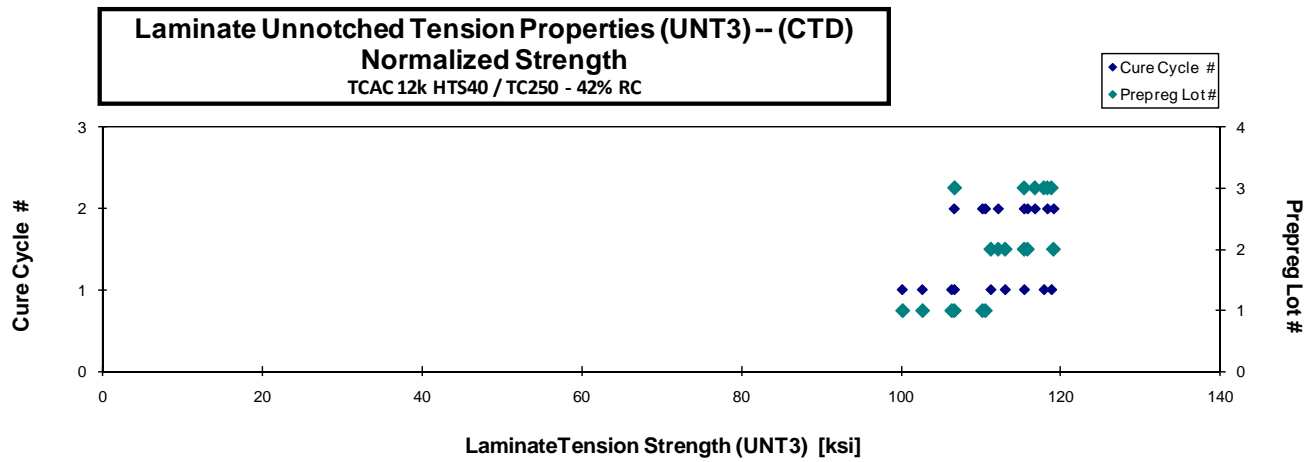
Laminate Unnotched Tension Properties (UNT3) -- (CTD)
Strength & Modulus
 TCAC 12k HTS40 / TC250 - 42% RC

normalizing t_{ply}
 [in]
 0.0085

Specimen Number	TCAC Batch #	TCAC Cure Cycle	Prepreg Lot #	Cure Cycle #	Strength [ksi]	Modulus [Msi]	Avg. Specimen Thckn. [in]	# Plies in Laminate	Failure Mode	Avg. t_{ply} [in]	Strength _{norm} [ksi]	Modulus _{norm} [Msi]
TGCA117B	A	C1	1	1	101.271	7.631	0.129	15	LWB	0.0086	102.661	7.736
TGCA118B	A	C1	1	1	100.107	7.824	0.128	15	LGM	0.0085	100.160	7.828
TGCA119B	A	C1	1	1	107.912	7.915	0.126	15	LGM	0.0084	106.318	7.798
TGCA217B	A	C2	1	2	101.173	7.213	0.134	15	LAT	0.0090	106.635	7.602
TGCA218B	A	C2	1	2	107.727	7.534	0.131	15	LWT	0.0087	110.530	7.730
TGCA219B	A	C2	1	2	110.312	7.713	0.127	15	LWT/LAB	0.0085	110.168	7.702
TGCB117B	B	C1	2	1	108.329	7.423	0.133	15	LGM	0.0089	113.002	7.743
TGCB118B	B	C1	2	1	111.839	7.512	0.132	15	LAT	0.0088	115.391	7.751
TGCB119B	B	C1	2	1	111.098	7.750	0.128	15	LWT/LWB	0.0085	111.215	7.758
TGCB217B	B	C2	2	2	114.015	7.764	0.130	15	LGM	0.0086	115.803	7.886
TGCB218B	B	C2	2	2	119.278	8.003	0.127	15	LGM	0.0085	119.060	7.988
TGCB219B	B	C2	2	2	113.168	7.913	0.126	15	LWT	0.0084	112.132	7.841
TGCC117B	C	C1	3	1	101.517	7.243	0.134	15	LWB	0.0089	106.666	7.611
TGCC118B	C	C1	3	1	113.747	7.778	0.133	15	LWB	0.0089	118.787	8.123
TGCC119B	C	C1	3	1	117.340	7.680	0.128	15	LWT / LAB	0.0085	117.847	7.713
TGCC211B	C	C2	3	2	118.640	7.776	0.127	15	LGM	0.0085	118.283	7.753
TGCC216B	C	C2	3	2	111.136	7.302	0.132	15	LWT / LWB	0.0088	115.378	7.581
TGCC219B	C	C2	3	2	118.180	7.732	0.126	15	LGM	0.0084	116.728	7.637

Average 110.377 7.650
Standard Dev. 6.237 0.233
Coeff. of Var. [%] 5.651 3.046
Min. 100.107 7.213
Max. 119.278 8.003
Number of Spec. 18 18

Average_{norm} 0.0086 112.042 7.766
Standard Dev._{norm} 5.705 0.136
Coeff. of Var. [%]_{norm} 5.092 1.748
Min. 0.0084 100.160 7.581
Max. 0.0090 119.060 8.123
Number of Spec. 18 18

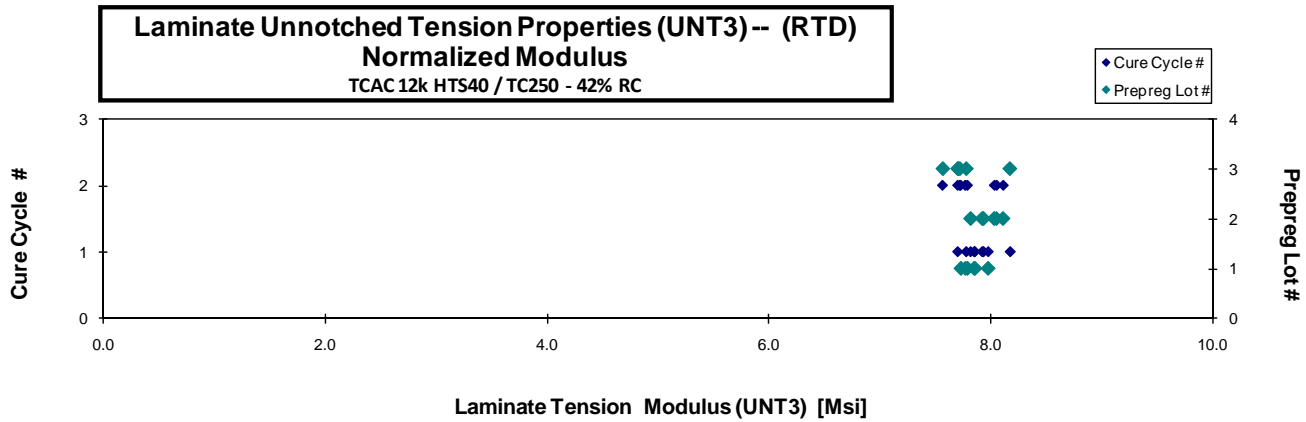
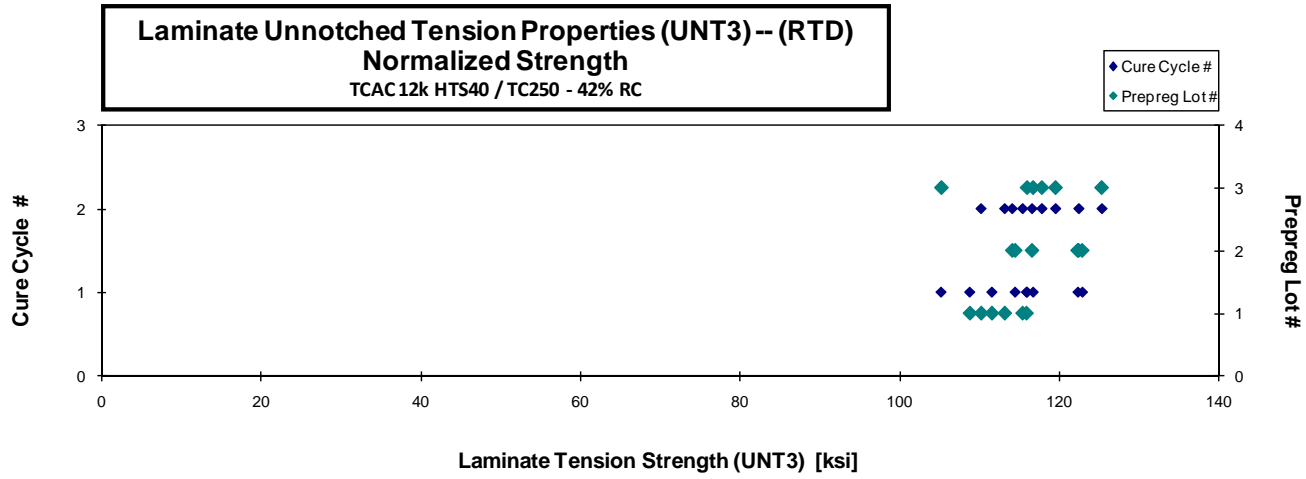


Laminate Unnotched Tension Properties (UNT3) -- (RTD)
Strength & Modulus
 TCAC 12k HTS40 / TC250 - 42% RC

normalizing t_{ply}
 [in]
 0.0085

Specimen Number	TCAC Batch #	TCAC Cure Cycle	Prepreg Lot #	Cure Cycle #	Strength [ksi]	Modulus [Msi]	Avg. Specimen Thickn. [in]	# Plies in Laminate	Failure Mode	Avg. t_{ply} [in]	Strength _{norm} [ksi]	Modulus _{norm} [Msi]
TGCA11CA	A	C1	1	1	106.026	7.659	0.131	15	LAB	0.0087	108.797	7.859
TGCA11DA	A	C1	1	1	107.733	7.704	0.132	15	LGM	0.0088	111.564	7.978
TGCA11EA	A	C1	1	1	111.795	7.574	0.132	15	LAB	0.0088	115.901	7.853
TGCA21CA	A	C2	1	2	111.007	7.643	0.130	15	LGM	0.0087	113.169	7.792
TGCA21DA	A	C2	1	2	111.768	7.527	0.132	15	LGM	0.0088	115.420	7.773
TGCA21EA	A	C2	1	2	105.393	7.394	0.133	15	LWB	0.0089	110.215	7.732
TGCB11CA	B	C1	2	1	122.732	7.950	0.127	15	LGM	0.0085	122.331	7.924
TGCB11DA	B	C1	2	1	111.561	7.734	0.131	15	LAB/LWT	0.0087	114.477	7.936
TGCB11EA	B	C1	2	1	118.083	7.514	0.133	15	LWB	0.0088	122.898	7.820
TGCB21CA	B	C2	2	2	115.471	7.976	0.129	15	LWB	0.0086	116.588	8.053
TGCB21DA	B	C2	2	2	111.594	7.932	0.130	15	LAB	0.0087	114.118	8.112
TGCB21EA	B	C2	2	2	119.770	7.857	0.130	15	LAB/LWT	0.0087	122.447	8.033
TGCC11CA	C	C1	3	1	112.378	7.540	0.132	15	LWT	0.0088	115.977	7.781
TGCC11DA	C	C1	3	1	102.315	7.494	0.131	15	LGM / LWB	0.0087	105.204	7.705
TGCC11EA	C	C1	3	1	112.313	7.865	0.133	15	LGM	0.0088	116.732	8.174
TGCC21CA	C	C2	3	2	115.146	7.397	0.130	15	LAT	0.0087	117.825	7.569
TGCC21DA	C	C2	3	2	116.663	7.519	0.131	15	LAT / LAB	0.0087	119.545	7.705
TGCC21EA	C	C2	3	2	123.517	7.611	0.129	15	LWT / LAB	0.0086	125.341	7.723

Average	113.070	7.661	Average_{norm}	0.0087	116.031	7.862
Standard Dev.	5.746	0.187	Standard Dev._{norm}		5.253	0.161
Coeff. of Var. [%]	5.082	2.446	Coeff. of Var. [%]_{norm}		4.527	2.047
Min.	102.315	7.394	Min.	0.0085	105.204	7.569
Max.	123.517	7.976	Max.	0.0089	125.341	8.174
Number of Spec.	18	18	Number of Spec.		18	18



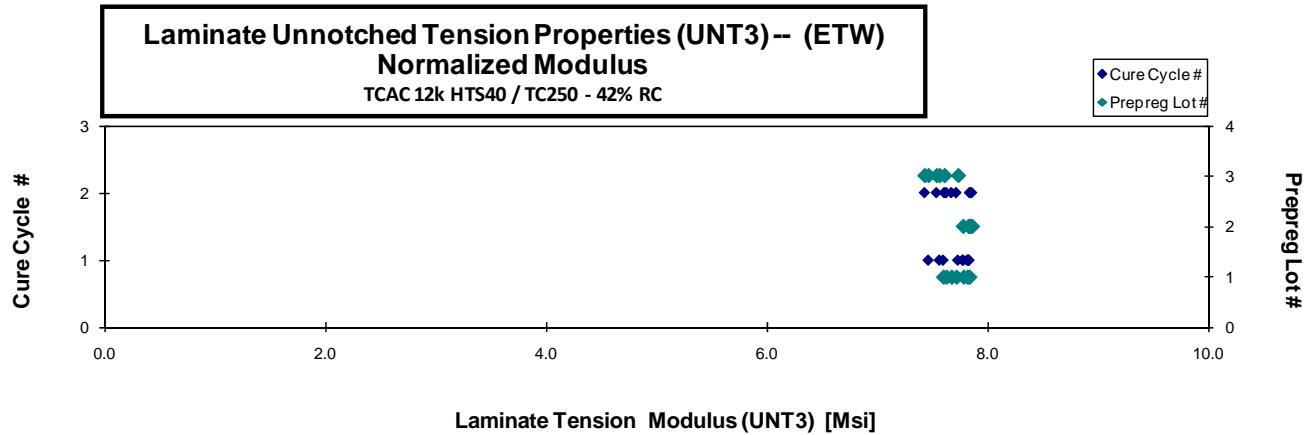
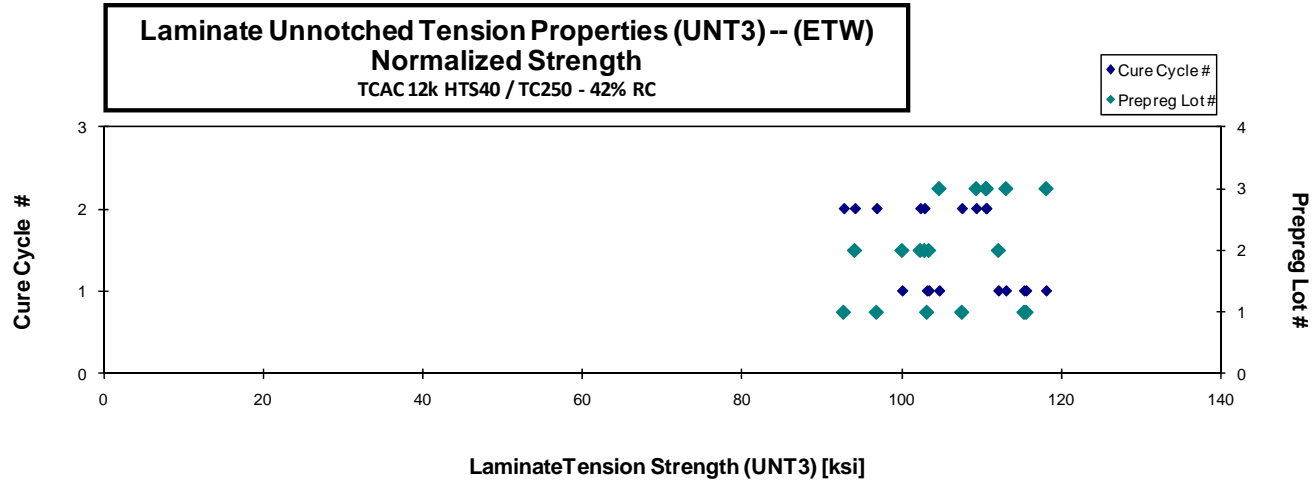
Laminate Unnotched Tension Properties (UNT3) -- (ETW)
Strength & Modulus
 TCAC 12k HTS40 / TC250 - 42% RC

normalizing t_{ply}
 [in]
0.0085

Specimen Number	TCAC Batch #	TCAC Cure Cycle	Prepreg Lot #	Cure Cycle #	Strength [ksi]	Modulus [Msi]	Avg. Specimen Thickn. [in]	# Plies in Laminate	Failure Mode	Avg. t_{ply} [in]	Strength _{norm} [ksi]	Modulus _{norm} [Msi]
TGCA111F	A	C1	1	1	118.966	8.067	0.124	15	LGM/LWT	0.0082	115.281	7.817
TGCA112F	A	C1	1	1	116.393	7.892	0.127	15	LWT/LWB	0.0084	115.541	7.834
TGCA113F*	A	C1	1	1		7.686	0.129	15	LGM/LIT	0.0086		7.782
TGCA114F	A	C1	1	1	100.544	7.410	0.131	15	LGM/LAT	0.0087	103.120	7.600
TGCA211F	A	C2	1	2	93.273	7.674	0.127	15	LAT	0.0084	92.713	7.628
TGCA212F	A	C2	1	2	95.556	7.573	0.129	15	LAT/LGM	0.0086	96.817	7.673
TGCA213F	A	C2	1	2	104.009	7.466	0.132	15	LGM/LAT	0.0088	107.503	7.717
TGCB111F	B	C1	2	1	114.009	7.911	0.125	15	LGM	0.0084	112.071	7.777
TGCB112F	B	C1	2	1	102.722	7.785	0.128	15	LGM/LWB	0.0086	103.353	7.833
TGCB113F	B	C1	2	1	97.246	7.606	0.131	15	LGM/LWT	0.0087	100.018	7.823
TGCB211F	B	C2	2	2	102.409	7.812	0.128	15	LGM/LAT	0.0085	102.810	7.843
TGCB212F	B	C2	2	2	92.196	7.681	0.130	15	LGM/LWB	0.0087	94.100	7.840
TGCB213F	B	C2	2	2	98.711	7.583	0.132	15	LGM/LAT	0.0088	102.298	7.859
TGCC111F	C	C1	3	1	115.149	7.380	0.131	15	MGM	0.0087	118.039	7.566
TGCC112F	C	C1	3	1	109.629	7.242	0.131	15	LWT / LGM	0.0088	113.011	7.465
TGCC113F	C	C1	3	1	101.599	7.507	0.131	15	MGM	0.0088	104.654	7.733
TGCC212F	C	C2	3	2	106.467	7.239	0.131	15	MGM	0.0087	109.292	7.431
TGCC213F	C	C2	3	2	106.458	7.331	0.132	15	LGM / LAB	0.0088	110.508	7.610
TGCC214F	C	C2	3	2	106.301	7.248	0.133	15	MGM / LWB	0.0088	110.567	7.539

* Strength removed due to bad failures occurred secondary to the first failure

Average	104.535	7.584	Average _{norm}	0.0086	106.205	7.704
Standard Dev.	7.923	0.243	Standard Dev. _{norm}		7.440	0.137
Coeff. of Var. [%]	7.579	3.200	Coeff. of Var. [%] _{norm}		7.005	1.781
Min.	92.196	7.239	Min.	0.0082	92.713	7.431
Max.	118.966	8.067	Max.	0.0088	118.039	7.859
Number of Spec.	18	19	Number of Spec.		18	19



4.9 Unnotched Compression 1 Properties

Laminate Unnotched Compression Properties (UNC1) -- (RTD)
Strength & Modulus
 TCAC 12k HTS40 / TC250 - 42% RC

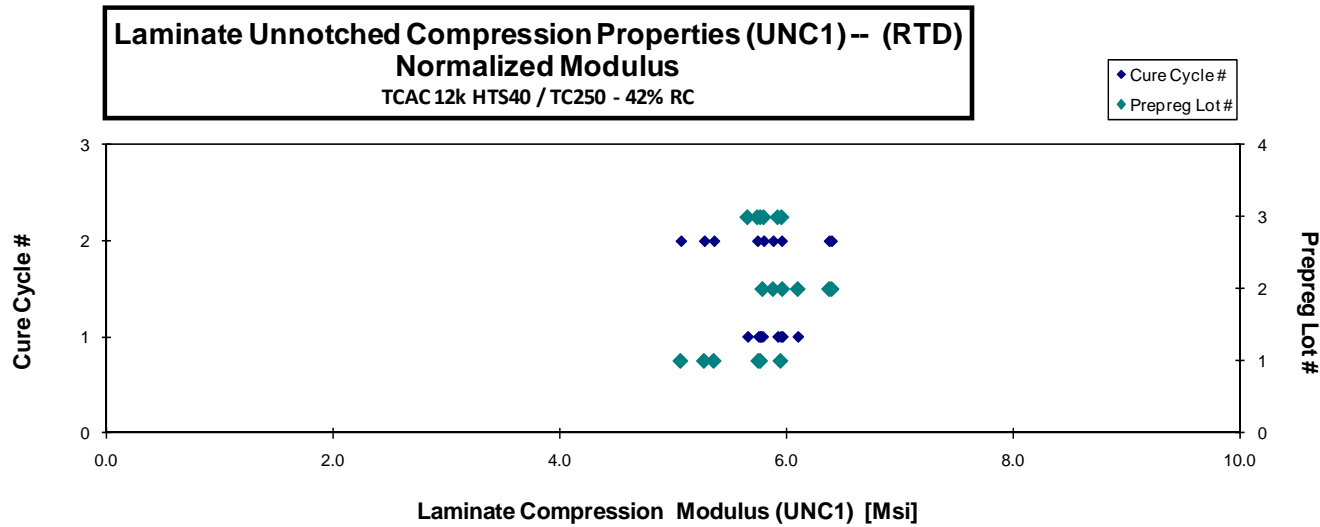
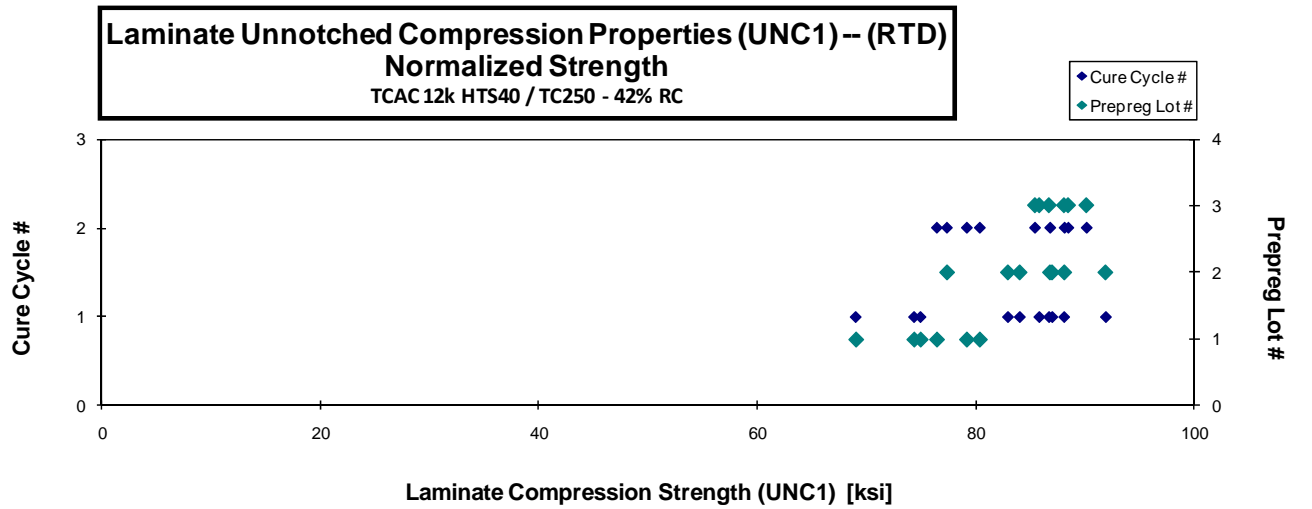
normalizing t_{ply}
 [in]
0.0085

Specimen Number	TCAC Batch #	TCAC Cure Cycle	Prepreg Lot #	Cure Cycle Batch #	Strength [ksi]	Modulus [Msi]	Avg. Specimen Thicken. [in]	# Plies in Laminate	Failure Mode	Avg. t_{ply} [in]	Strength _{norm} [ksi]	Modulus _{norm} [Msi]
TG0A118A	A	C1	1	1	73.731	5.702	0.137	16	BGM	0.0086	74.408	5.754
TG0A119A	A	C1	1	1	74.016	5.695	0.138	16	BGM	0.0086	74.996	5.770
TG0A11AA	A	C1	1	1	68.899	5.934	0.136	16	BGM	0.0085	69.076	5.949
TG0A218A	A	C2	1	2	82.701	5.504	0.130	16	BGM	0.0081	79.235	5.273
TG0A219A	A	C2	1	2	83.972	5.596	0.130	16	BGM	0.0081	80.421	5.359
TG0A21AA	A	C2	1	2	79.920	5.293	0.130	16	BGM	0.0081	76.492	5.066
TG0B118A	B	C1	2	1	81.826	5.635	0.140	16	BGM	0.0087	84.072	5.790
TG0B119A	B	C1	2	1	80.590	5.792	0.140	16	BGM	0.0088	82.990	5.965
TG0B11AA	B	C1	2	1	89.256	5.924	0.140	16	BGM	0.0088	91.936	6.102
TG0B11BA*	B	C1	2	1	84.193		0.141	16	BGM	0.0088	87.041	
TG0B218A	B	C2	2	2	84.307	6.192	0.140	16	BGM	0.0088	86.849	6.379
TG0B219A	B	C2	2	2	75.571	5.743	0.139	16	BGM	0.0087	77.414	5.883
TG0B21AA	B	C2	2	2	85.495	6.207	0.140	16	BGM	0.0088	88.166	6.400
TG0C118A	C	C1	3	1	82.902	5.462	0.141	16	BGM	0.0088	85.858	5.657
TG0C119A	C	C1	3	1	84.939	5.709	0.141	16	BGM	0.0088	88.130	5.924
TG0C11AA	C	C1	3	1	83.509	5.555	0.141	16	BGM	0.0088	86.748	5.771
TG0C218A	C	C2	3	2	89.618	5.921	0.137	16	BGM	0.0086	90.183	5.959
TG0C219A	C	C2	3	2	84.504	5.734	0.138	16	BGM/BAT	0.0086	85.468	5.800
TG0C21AA	C	C2	3	2	87.438	5.674	0.138	16	BGM	0.0086	88.509	5.744

* Strength only

Note: NDI of batch A cure cycle C1 indicates high porosity in the panel.

Average	81.968	5.737	Average _{norm}	0.0086	83.052	5.808
Standard Dev.	5.459	0.235	Standard Dev. _{norm}		6.243	0.336
Coeff. of Var. [%]	6.660	4.090	Coeff. of Var. [%] _{norm}		7.517	5.786
Min.	68.899	5.293	Min.	0.0081	69.076	5.066
Max.	89.618	6.207	Max.	0.0088	91.936	6.400
Number of Spec.	19	18	Number of Spec.		19	18



Laminate Unnotched Compression Properties (UNC1) -- (ETW)
Strength & Modulus
 TCAC 12k HTS40 / TC250 - 42% RC

normalizing t_{ply}
 [in]
 0.0085

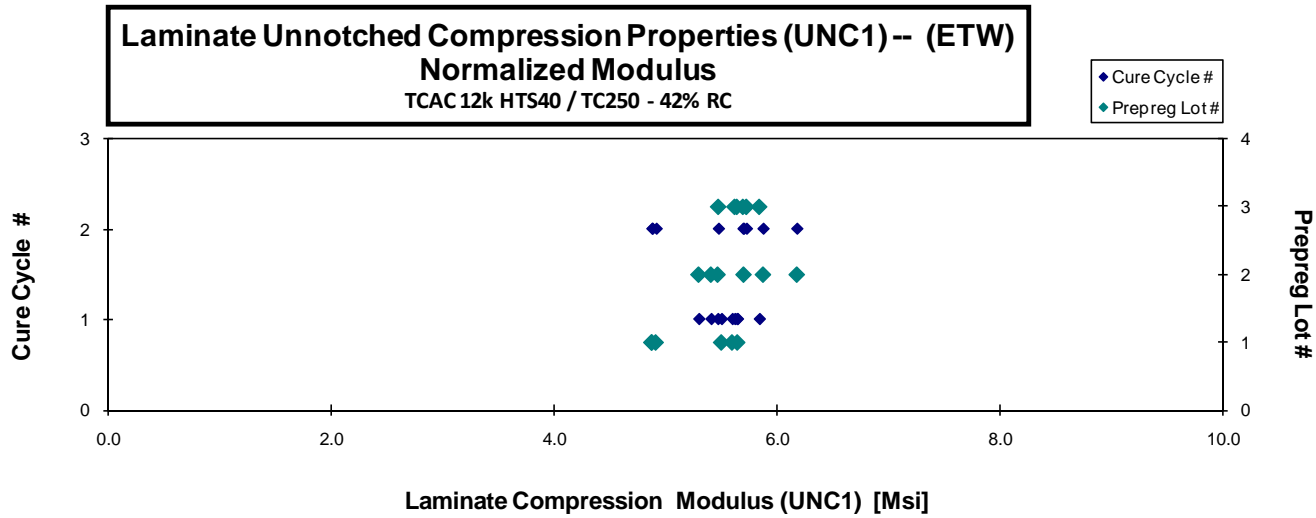
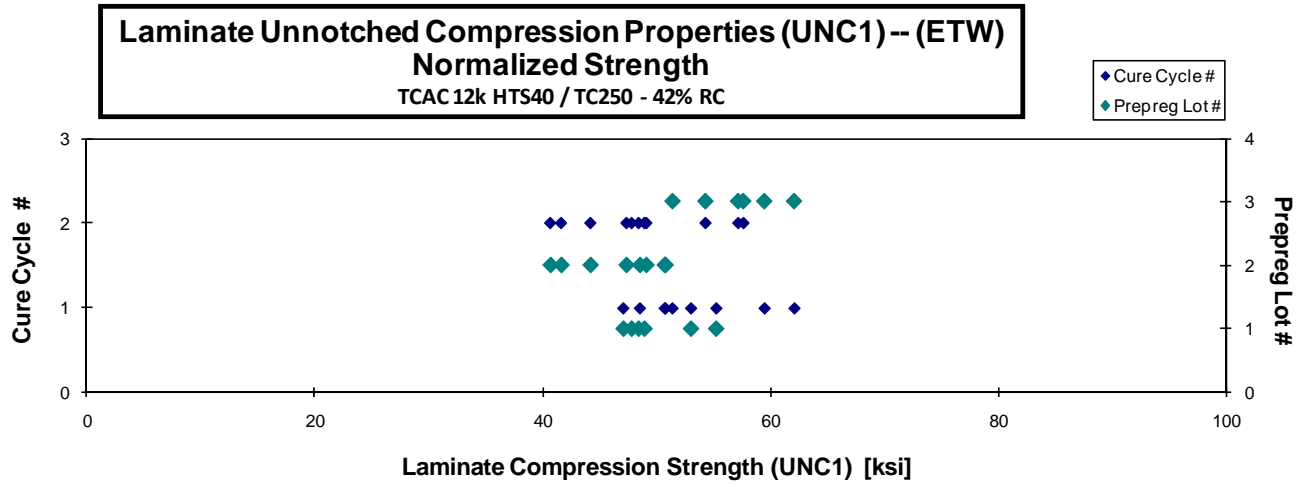
Specimen Number	TCAC Batch #	TCAC Cure Cycle	Prepreg Lot #	Cure Cycle #	Strength [ksi]	Modulus [Msi]	Avg. Specimen Thicken. [in]	# Plies in Laminate	Failure Mode	Avg. t_{ply} [in]	Strength _{norm} [ksi]	Modulus _{norm} [Msi]
TG0A111F	A	1	1	1	55.031	5.855	0.131	16	BGM	0.0082	53.069	5.646
TG0A112F	A	1	1	1	56.179	5.592	0.134	16	BGM	0.0084	55.284	5.502
TG0A113F	A	1	1	1	47.561	5.650	0.135	16	BGM	0.0084	47.130	5.599
TG0A211F	A	2	1	2	53.187	5.353	0.124	16	BGM	0.0077	48.468	4.878
TG0A212F	A	2	1	2	52.216	5.241	0.128	16	BAB	0.0080	48.978	4.916
TG0A213F	A	2	1	2	50.374	5.139	0.129	16	BAB	0.0081	47.849	4.881
TG0B111F**	B	1	2	1		5.441	0.135	16	ENDCRUSH	0.0085		5.409
TG0B112F	B	1	2	1	48.984	5.342	0.135	16	BGM	0.0084	48.588	5.299
TG0B113F	B	1	2	1	51.367	5.534	0.134	16	BGM	0.0084	50.763	5.469
TG0B117F*	B	1	2	1	50.889		0.136	16	BGM	0.0085	50.833	
TG0B211F	B	2	2	2	41.300	5.784	0.134	16	BGM	0.0084	40.718	5.702
TG0B212F	B	2	2	2	47.940	6.249	0.134	16	BGM	0.0084	47.400	6.179
TG0B213F	B	2	2	2	44.420	5.900	0.135	16	BGM	0.0085	44.235	5.876
TG0B214F*	B	2	2	2	48.762		0.137	16	BAT	0.0086	49.145	
TG0B215F*	B	2	2	2	40.970		0.138	16	BAT	0.0086	41.668	
TG0C111F	C	1	3	1	63.735	5.786	0.133	16	BGM	0.0083	62.138	5.641
TG0C112F	C	1	3	1	60.402	5.929	0.134	16	BGM	0.0084	59.518	5.842
TG0C113F	C	1	3	1	51.753	5.655	0.135	16	BGM	0.0084	51.443	5.621
TG0C211F	C	2	3	2	57.913	5.766	0.134	16	BGM	0.0084	57.207	5.696
TG0C212F	C	2	3	2	58.658	5.826	0.134	16	BGM	0.0084	57.663	5.727
TG0C213F	C	2	3	2	55.078	5.550	0.134	16	BGM	0.0084	54.332	5.475

* Strength only

** Compressive strength is not reported as unacceptable failure mode was observed

Note: NDI of batch A cure cycle C1 indicates high porosity in the panel.

Average	51.836	5.644	Average _{norm}	0.0083	50.821	5.520
Standard Dev.	5.975	0.277	Standard Dev. _{norm}		5.662	0.349
Coeff. of Var. [%]	11.527	4.906	Coeff. of Var. [%] _{norm}		11.141	6.320
Min.	40.970	5.139	Min.	0.0077	40.718	4.878
Max.	63.735	6.249	Max.	0.0086	62.138	6.179
Number of Spec.	20	18	Number of Spec.		20	18



4.10 Unnotched Compression 2 Properties

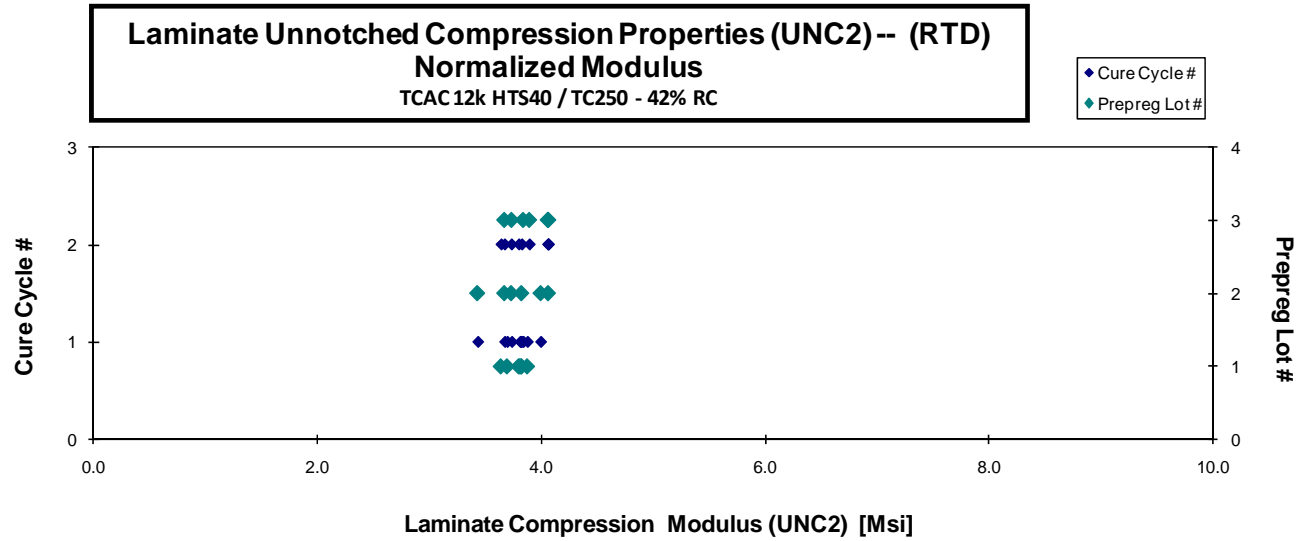
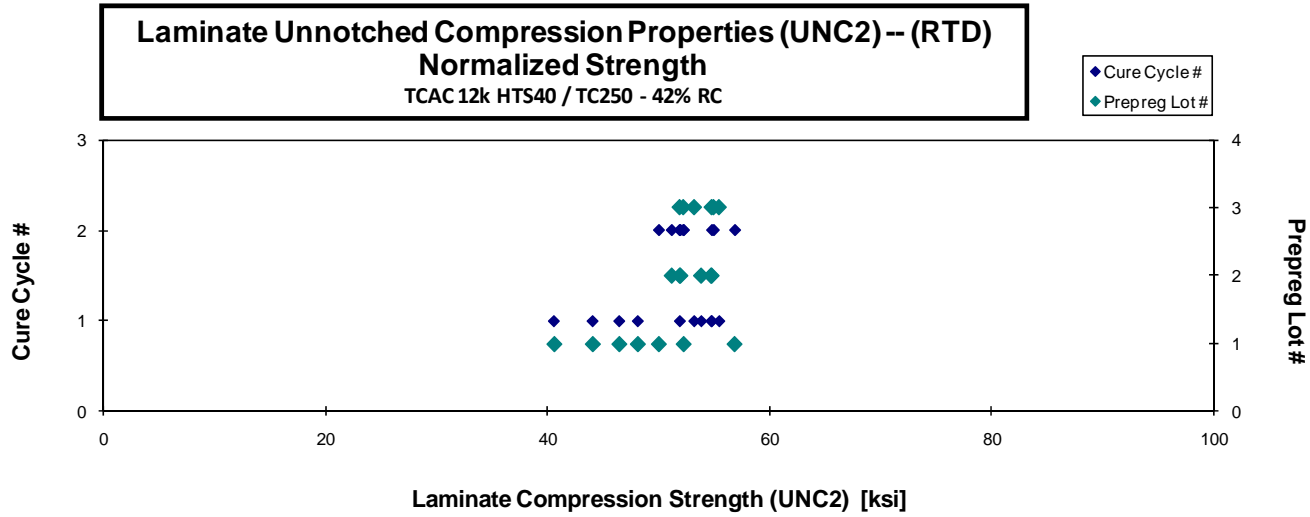
Laminate Unnotched Compression Properties (UNC2) -- (RTD)
Strength & Modulus
 TCAC 12k HTS40 / TC250 - 42% RC

normalizing t_{ply}
 [in]
 0.0085

Specimen Number	TCAC Batch #	TCAC Cure Cycle	Prepreg Lot #	Cure Cycle Batch #	Strength [ksi]	Modulus [Msi]	Avg. Specimen Thickn. [in]	# Plies in Laminate	Failure Mode	Avg. t_{ply} [in]	Strength _{norm} [ksi]	Modulus _{norm} [Msi]
TGXA118A	A	C1	1	1	47.574	3.833	0.172	20	BGM	0.0086	48.143	3.879
TGXA119A	A	C1	1	1	43.458	3.760	0.172	20	BGM	0.0086	44.080	3.813
TGXA11AA	A	C1	1	1	39.926	3.635	0.173	20	BGM	0.0086	40.607	3.697
TGXA11BA	A	C1	1	1	45.419	3.737	0.174	20	BGM	0.0087	46.470	3.823
TGXA218A	A	C2	1	2	56.019	3.587	0.173	20	BGM	0.0086	56.876	3.642
TGXA219A	A	C2	1	2	49.691	3.775	0.171	20	BGM	0.0086	50.042	3.802
TGXA21AA	A	C2	1	2	51.913	3.802	0.171	20	BGM	0.0086	52.279	3.829
TGXB118A	B	C1	2	1	54.624	3.990	0.170	20	BGM	0.0085	54.752	4.000
TGXB119A	B	C1	2	1	51.564	3.408	0.171	20	BGM	0.0086	51.918	3.431
TGXB11AA	B	C1	2	1	53.263	3.785	0.172	20	BGM	0.0086	53.848	3.826
TGXB218A	B	C2	2	2	51.133	3.613	0.173	20	BGM	0.0086	51.980	3.673
TGXB219A	B	C2	2	2	54.199	4.021	0.172	20	BGM	0.0086	54.810	4.066
TGXB21AA	B	C2	2	2	51.002	3.720	0.171	20	BGM	0.0085	51.197	3.735
TGXC113A	C	C1	3	1	56.502	3.808	0.167	20	BGM	0.0083	55.460	3.738
TGXC117A	C	C1	3	1	51.421	3.550	0.176	20	BGM	0.0088	53.213	3.674
TGXC11AA	C	C1	3	1	52.580	3.687	0.177	20	BGM	0.0089	54.794	3.842
TGXC218A	C	C2	3	2	52.851	4.112	0.168	20	BGM	0.0084	52.235	4.064
TGXC219A	C	C2	3	2	55.396	4.101	0.169	20	BGM	0.0084	54.972	4.070
TGXC21AA	C	C2	3	2	52.399	3.935	0.168	20	BGM	0.0084	51.901	3.897

Average 51.102 3.782
Standard Dev. 4.323 0.188
Coeff. of Var. [%] 8.460 4.966
Min. 39.926 3.408
Max. 56.502 4.112
Number of Spec. 19 19

Average_{norm} 0.0086 51.557 3.816
Standard Dev._{norm} 4.161 0.163
Coeff. of Var. [%]_{norm} 8.071 4.277
Min. 0.0083 40.607 3.431
Max. 0.0089 56.876 4.070
Number of Spec. 19 19



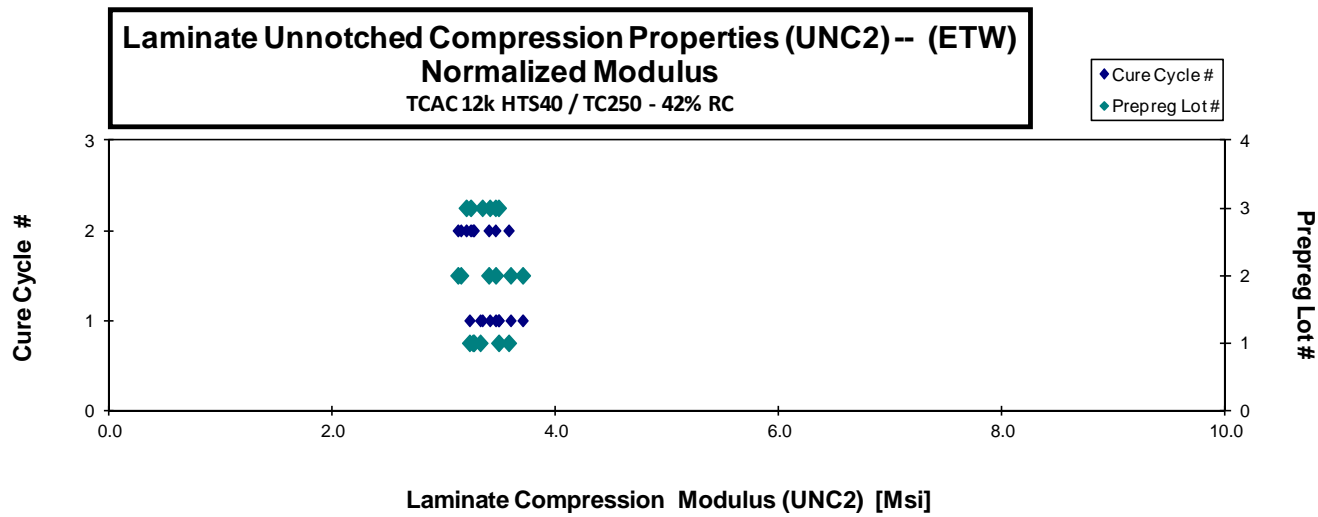
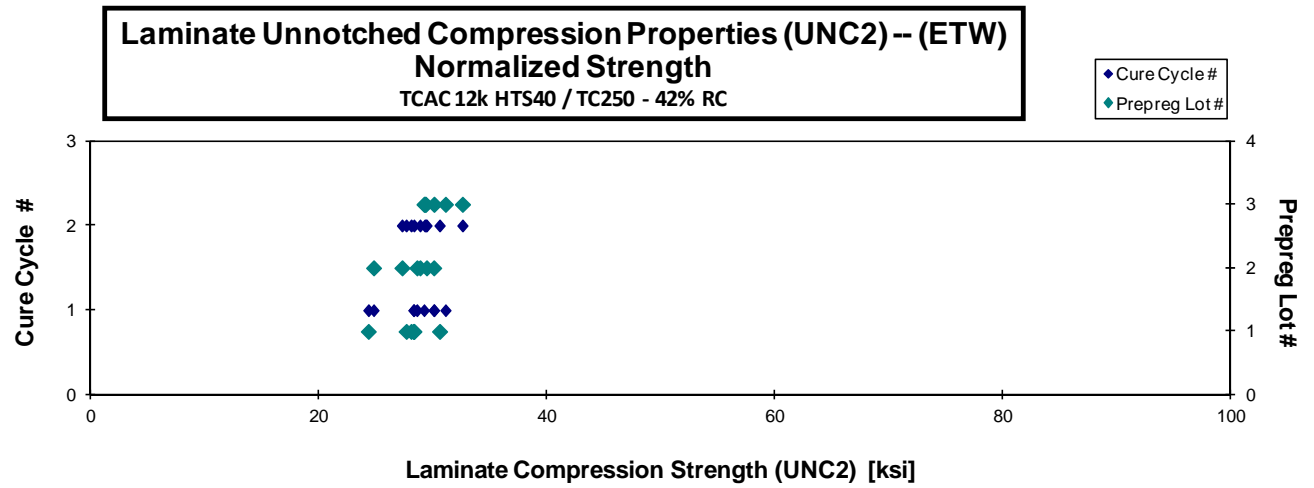
Laminate Unnotched Compression Properties (UNC2)-- (ETW)
Strength & Modulus
 TCAC 12k HTS40 / TC250 - 42% RC

normalizing t_{ply}
 [in]
0.0085

Specimen Number	TCAC Batch #	TCAC Cure Cycle	Prepreg Lot #	Cure Cycle #	Strength [ksi]	Modulus [Msi]	Avg. Specimen Thicken. [in]	# Plies in Laminate	Failure Mode	Avg. t_{ply} [in]	Strength _{norm} [ksi]	Modulus _{norm} [Msi]
TGXA111F	A	C1	1	1	27.890	3.432	0.172	20	BGM	0.0086	28.289	3.481
TGXA112F	A	C1	1	1	24.064	3.281	0.172	20	BGM	0.0086	24.314	3.315
TGXA113F	A	C1	1	1	28.085	3.198	0.171	20	BGM	0.0086	28.272	3.219
TGXA211F	A	C2	1	2	28.399	*	0.168	20	BGM	0.0084	28.063	
TGXA212F	A	C2	1	2	30.825	3.277	0.169	20	BGM	0.0084	30.562	3.249
TGXA213F	A	C2	1	2	27.723	3.582	0.169	20	BGM	0.0085	27.631	3.570
TGXA215F	A	C2	1	2	27.985	3.220	0.172	20	BGM	0.0086	28.311	3.258
TGXB111F	B	C1	2	1	31.003	3.563	0.165	20	BGM	0.0082	30.048	3.454
TGXB112F	B	C1	2	1	29.142	3.659	0.167	20	BGM	0.0083	28.571	3.588
TGXB113F	B	C1	2	1	25.218	3.761	0.167	20	BGM	0.0084	24.775	3.695
TGXB211F	B	C2	2	2	29.772	3.501	0.165	20	BGM	0.0082	28.841	3.392
TGXB212F	B	C2	2	2	27.734	3.169	0.167	20	BGM	0.0084	27.266	3.115
TGXB213F	B	C2	2	2	29.678	3.170	0.169	20	BGM	0.0084	29.416	3.142
TGXC111F	C	C1	3	1	32.090	3.558	0.159	20	BGM	0.0080	30.070	3.334
TGXC112F	C	C1	3	1	32.330	3.620	0.163	20	BGM	0.0082	31.075	3.479
TGXC114F	C	C1	3	1	29.217	3.404	0.170	20	BGM	0.0085	29.193	3.401
TGXC211F	C	C2	3	2	33.334	3.306	0.166	20	BGM	0.0083	32.566	3.230
TGXC212F	C	C2	3	2	29.954	3.265	0.166	20	BGM	0.0083	29.261	3.190
TGXC213F	C	C2	3	2	29.706	3.494	0.168	20	BGM	0.0084	29.339	3.451

* Modulus not reported due to erroneous strain data.

Average	29.166	3.414	Average _{norm}	0.0084	28.730	3.365
Standard Dev.	2.287	0.185	Standard Dev. _{norm}		1.944	0.164
Coeff. of Var. [%]	7.841	5.425	Coeff. of Var. [%] _{norm}		6.765	4.865
Min.	24.064	3.169	Min.	0.0080	24.314	3.115
Max.	33.334	3.761	Max.	0.0086	32.566	3.695
Number of Spec.	19	18	Number of Spec.		19	18



4.11 Unnotched Compression 3 Properties

Laminate Unnotched Compression Properties (UNC3) -- (RTD)
Strength & Modulus
 TCAC 12k HTS40 / TC250 - 42% RC

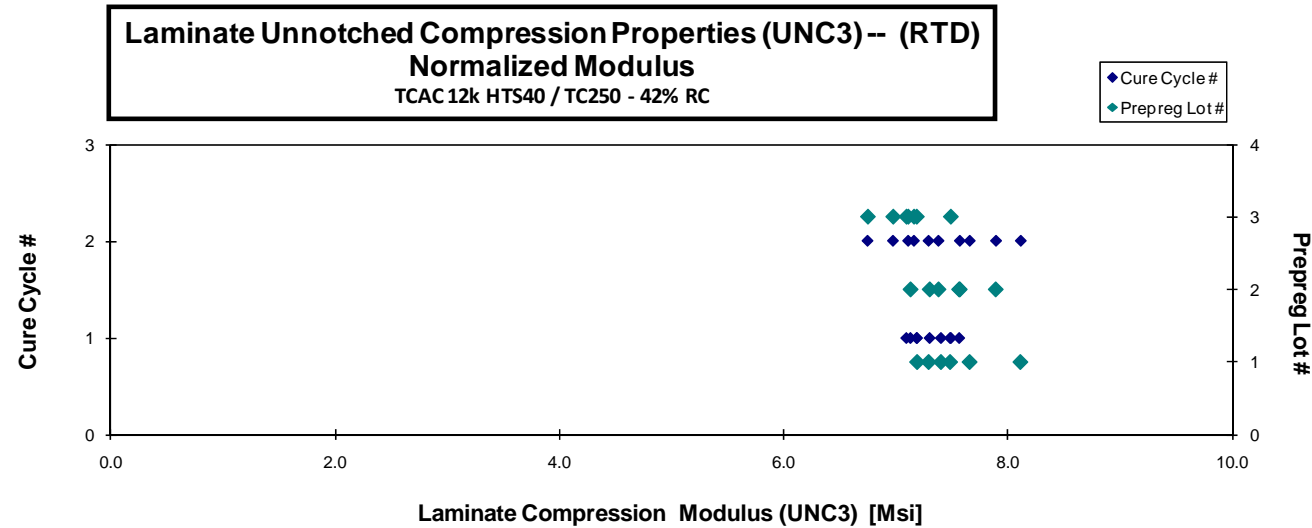
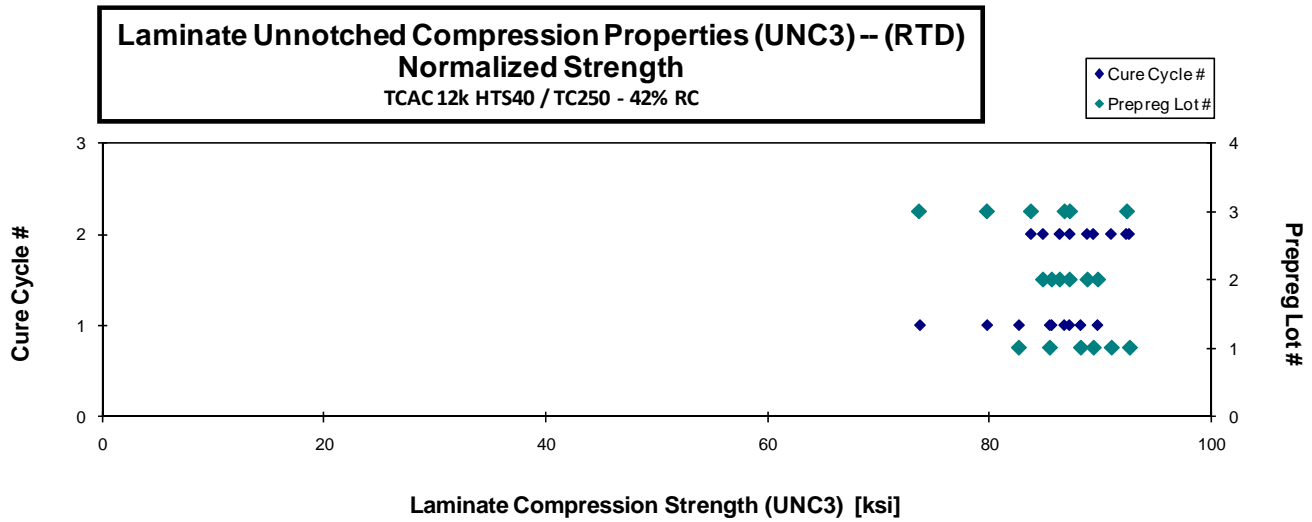
normalizing t_{ply}
 [in]
 0.0085

Specimen Number	TCAC Batch #	TCAC Cure Cycle	Prepreg Lot #	Cure Cycle Batch #	Strength [ksi]	Modulus [Msi]	Avg. Specimen Thckn. [in]	# Plies in Laminate	Failure Mode	Avg. t_{ply} [in]	Strength _{norm} [ksi]	Modulus _{norm} [Msi]
TGYA118A	A	C1	1	1	88.232	7.482	0.170	20	BGM	0.0085	88.232	7.482
TGYA119A	A	C1	1	1	85.575	7.411	0.170	20	BGM	0.0085	85.449	7.400
TGYA11BA	A	C1	1	1	83.289	7.241	0.169	20	BGM	0.0084	82.669	7.187
TGYA218A	A	C2	1	2	88.231	8.008	0.172	20	BGM	0.0086	89.381	8.112
TGYA219A	A	C2	1	2	92.147	7.617	0.171	20	BGM	0.0085	92.625	7.657
TGYA21AA	A	C2	1	2	90.113	7.220	0.172	20	BGM	0.0086	90.996	7.290
TGYB119A	B	C1	2	1	85.470	6.985	0.173	20	BGM	0.0087	87.221	7.128
TGYB11AA	B	C1	2	1	87.486	7.371	0.174	20	BGM	0.0087	89.768	7.563
TGYB11BA	B	C1	2	1	83.245	7.097	0.175	20	BGM	0.0087	85.620	7.300
TGYB218A	B	C2	2	2	82.354	7.527	0.178	20	BGM	0.0089	86.343	7.891
TGYB219A	B	C2	2	2	84.295	7.183	0.179	20	BGM	0.0090	88.823	7.569
TGYB21AA	B	C2	2	2	80.658	7.015	0.179	20	BGM	0.0089	84.833	7.378
TGYC118A	C	C1	3	1	*	6.864	0.176	20	BGM / HIT	0.0088		7.092
TGYC119A	C	C1	3	1	*	6.933	0.176	20	BGM / HIT	0.0088		7.184
TGYC11AA	C	C1	3	1	84.106	7.260	0.175	20	BGM	0.0088	86.766	7.489
TGYC11BA	C	C1	3	1	77.466	**	0.175	20	BGM	0.0088	79.794	
TGYC11CA	C	C1	3	1	71.985	**	0.174	20	BGM	0.0087	73.704	
TGYC211A	C	C2	3	2	*	7.162	0.166	20	BGM / HIT	0.0083		6.973
TGYC212A	C	C2	3	2	85.689	6.902	0.166	20	BGM	0.0083	83.748	6.746
TGYC213A	C	C2	3	2	88.781	7.286	0.167	20	BGM	0.0084	87.249	7.160
TGYC214A	C	C2	3	2	94.198	7.249	0.167	20	BGM	0.0083	92.370	7.109

*Strength not reported due to unacceptable failure mode.

** Strength only specimen

Average	85.184	7.253	Average_{norm}	0.0086	86.422	7.353
Standard Dev.	5.218	0.280	Standard Dev._{norm}		4.578	0.323
Coeff. of Var. [%]	6.126	3.864	Coeff. of Var. [%]_{norm}		5.297	4.393
Min.	71.985	6.864	Min.	0.0083	73.704	6.746
Max.	94.198	8.008	Max.	0.0090	92.625	8.112
Number of Spec.	18	19	Number of Spec.		18	19



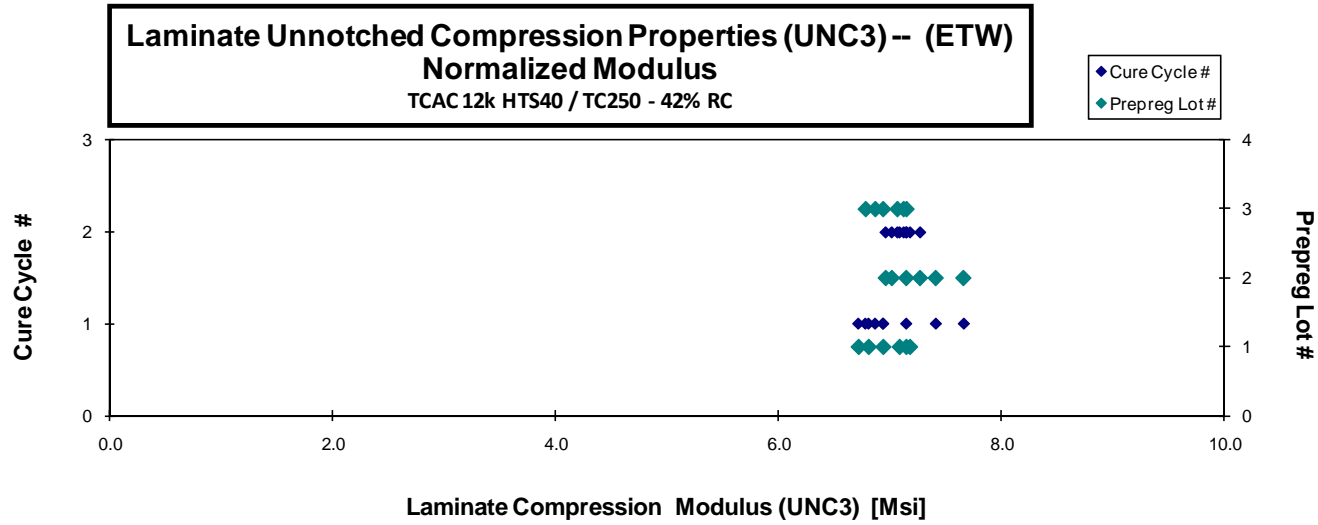
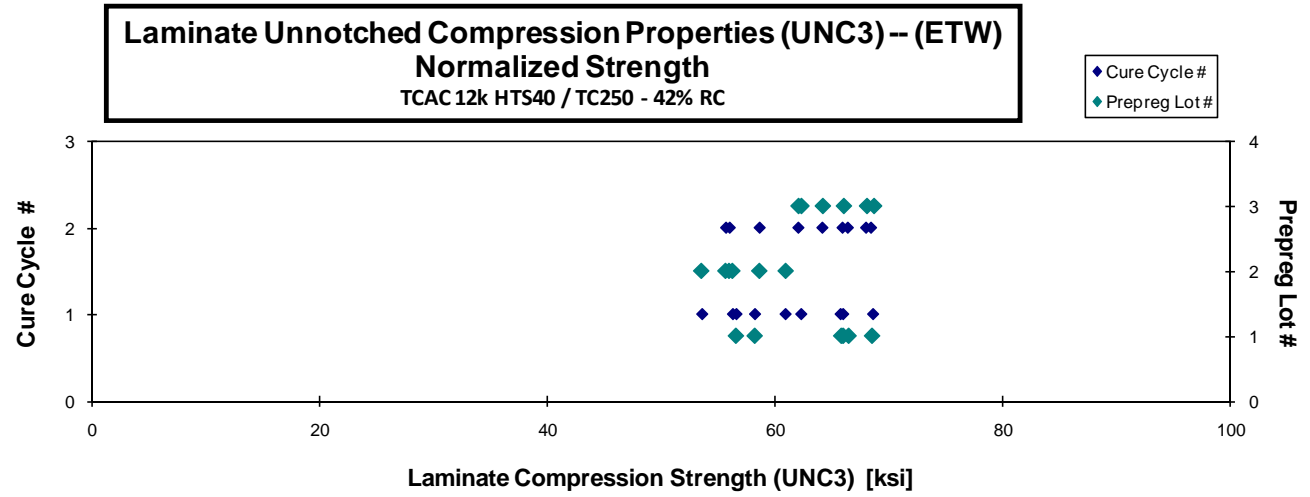
Laminate Unnotched Compression Properties (UNC3)-- (ETW)
Strength & Modulus
 TCAC 12k HTS40 / TC250 - 42% RC

normalizing t_{ply}
 [in]
 0.0085

Specimen Number	TCAC Batch #	TCAC Cure Cycle	Prepreg Lot #	Cure Cycle #	Strength [ksi]	Modulus [Msi]	Avg. Specimen Thicken. [in]	# Plies in Laminate	Failure Mode	Avg. t_{ply} [in]	Strength _{norm} [ksi]	Modulus _{norm} [Msi]
TGYA111F	A	C1	1	1	60.200	7.167	0.165	20	BAB	0.0082	58.252	6.935
TGYA112F	A	C1	1	1	57.967	6.872	0.166	20	BAT	0.0083	56.615	6.712
TGYA113F	A	C1	1	1	66.677	6.893	0.168	20	BGM	0.0084	65.808	6.803
TGYA211F	A	C2	1	2	70.713	7.408	0.165	20	BGM	0.0082	68.502	7.176
TGYA212F	A	C2	1	2	67.039	7.258	0.167	20	BAT	0.0084	65.974	7.143
TGYA213F	A	C2	1	2	66.633	7.102	0.170	20	BGM	0.0085	66.450	7.083
TGYB111F	B	C1	2	1	58.308	7.396	0.164	20	BGM	0.0082	56.302	7.142
TGYB112F	B	C1	2	1	62.822	7.894	0.165	20	BAB	0.0082	60.956	7.660
TGYB113F	B	C1	2	1	54.855	7.584	0.166	20	BAT	0.0083	53.586	7.408
TGYB211F	B	C2	2	2	58.530	7.251	0.170	20	BGM	0.0085	58.656	7.267
TGYB212F	B	C2	2	2	55.562	6.955	0.171	20	BGM	0.0086	56.014	7.011
TGYB213F	B	C2	2	2	54.740	6.837	0.173	20	BGM	0.0086	55.700	6.957
TGYC111F	C	C1	3	1	65.815	6.909	0.171	20	BGM	0.0085	66.044	6.933
TGYC112F	C	C1	3	1	67.568	6.665	0.173	20	BGM	0.0086	68.681	6.775
TGYC113F	C	C1	3	1	60.892	6.704	0.174	20	BGM	0.0087	62.333	6.863
TGYC216F	C	C2	3	2	69.101	7.228	0.167	20	BGM	0.0084	68.065	7.119
TGYC217F	C	C2	3	2	64.797	7.211	0.168	20	BGM	0.0084	64.206	7.145
TGYC218F	C	C2	3	2	62.508	7.111	0.169	20	BGM	0.0084	62.085	7.063

Average 62.485 7.136
 Standard Dev. 5.069 0.314
 Coeff. of Var. [%] 8.112 4.397
 Min. 54.740 6.665
 Max. 70.713 7.894
 Number of Spec. 18 18

Average_{norm} 0.0084 61.902 7.066
 Standard Dev._{norm} 5.024 0.232
 Coeff. of Var. [%]_{norm} 8.116 3.282
 Min. 0.0082 53.586 6.712
 Max. 0.0087 68.681 7.660
 Number of Spec. 18 18



4.12 Laminate Short Beam Strength Properties

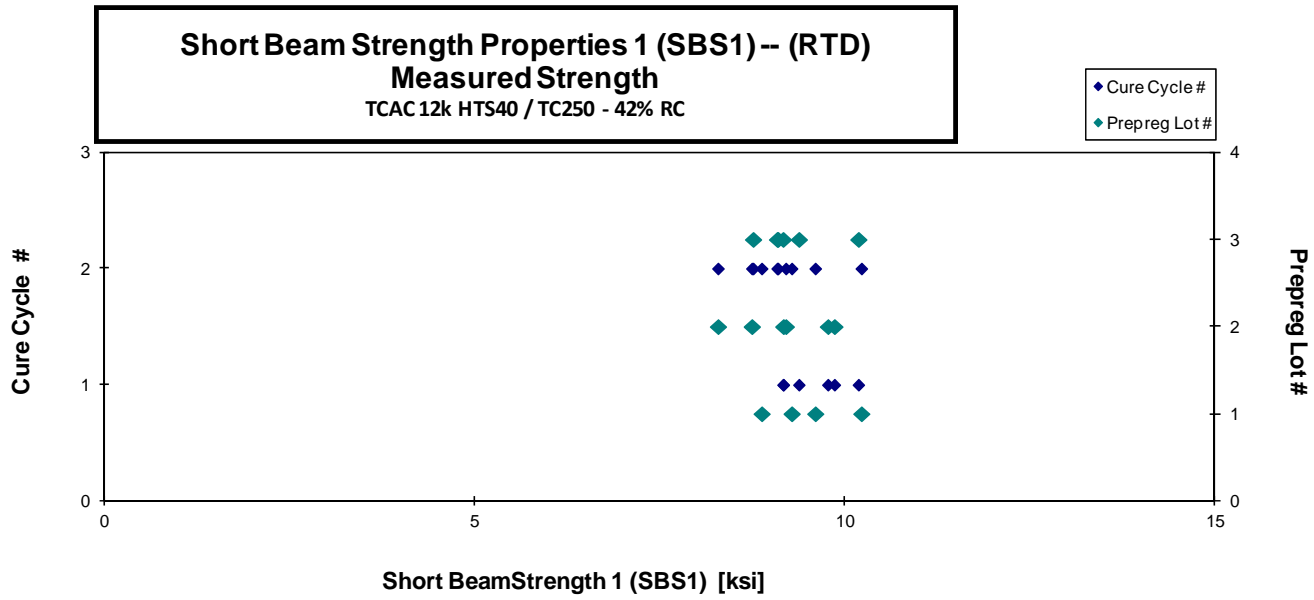
Short Beam Strength Properties 1 (SBS1) -- (RTD)
Strength
 TCAC 12k HTS40 / TC250 - 42% RC

Specimen Number	TCAC Batch #	TCAC Cure Cycle	Prepreg Lot #	Cure Cycle #	Strength [ksi]	Avg. Specimen Thickn. [in]	# Plies in Laminate	Avg. tply [in]	Failure Mode
TGqA106A	A	C1	1	1	*	0.147	16	0.0092	INTERLAMINAR SHEAR
TGqA108A	A	C1	1	1	*	0.147	16	0.0092	INTERLAMINAR SHEAR
TGqA109A	A	C1	1	1	*	0.147	16	0.0092	INTERLAMINAR SHEAR
TGqA10AA	A	C1	1	1	*	0.147	16	0.0092	INTERLAMINAR SHEAR
TGqA206A	A	C2	1	2	10.230	0.135	16	0.0084	INTERLAMINAR SHEAR
TGqA207A	A	C2	1	2	8.884	0.135	16	0.0084	INTERLAMINAR SHEAR
TGqA208A	A	C2	1	2	9.607	0.135	16	0.0084	INTERLAMINAR SHEAR
TGqA209A	A	C2	1	2	9.289	0.135	16	0.0084	INTERLAMINAR SHEAR
TGqB108A	B	C1	2	1	9.866	0.128	16	0.0080	INTERLAMINAR SHEAR
TGqB109A	B	C1	2	1	9.778	0.127	16	0.0079	INTERLAMINAR SHEAR
TGqB10AA	B	C1	2	1	9.177	0.126	16	0.0079	INTERLAMINAR SHEAR
TGqB206A	B	C2	2	2	8.751	0.143	16	0.0089	INTERLAMINAR SHEAR
TGqB207A	B	C2	2	2	8.294	0.144	16	0.0090	INTERLAMINAR SHEAR
TGqB208A	B	C2	2	2	9.210	0.145	16	0.0091	INTERLAMINAR SHEAR
TGqC107A	C	C1	3	1	9.386	0.137	16	0.0086	INTERLAMINAR SHEAR
TGqC108A	C	C1	3	1	9.172	0.136	16	0.0085	INTERLAMINAR SHEAR
TGqC109A	C	C1	3	1	10.190	0.135	16	0.0084	INTERLAMINAR SHEAR
TGqC207A	C	C2	3	2	9.103	0.128	16	0.0080	INTERLAMINAR SHEAR
TGqC208A	C	C2	3	2	9.092	0.128	16	0.0080	INTERLAMINAR SHEAR
TGqC209A	C	C2	3	2	8.768	0.127	16	0.0079	INTERLAMINAR SHEAR

NOTE: ALL SBS1 specimens are machined from UNC1's panel.

* Due to high porosity, the data has been censored by engineering judgment. This was reviewed by the DRWG.

Average	9.300	Average	0.0085
Standard Dev.	0.529	Standard Dev.	
Coeff. of Var. [%]	5.689	Coeff. of Var. [%]	
Min.	8.294	Min.	0.0079
Max.	10.230	Max.	0.0092
Number of Spec.	16	Number of Spec.	20



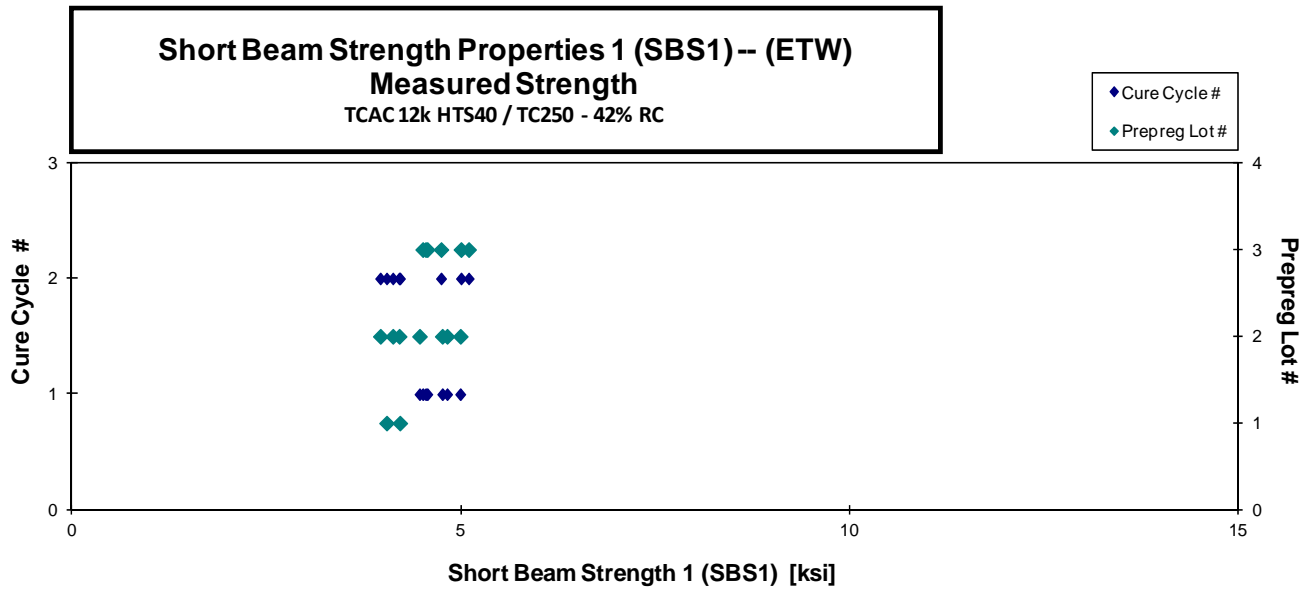
**Short Beam Strength Properties 1(SBS1) -- (ETW)
Strength
TCAC 12k HTS40 / TC250 - 42% RC**

Specimen Number	TCAC Batch #	TCAC Cure Cycle	Prepreg Lot #	Cure Cycle #	Strength [ksi]	Avg. Specimen Thckn. [in]	# Plies in Laminate	Avg. tply [in]	Failure Mode
TGqA101F	A	C1	1	1	*	0.139	16	0.0087	INTERLAMINAR SHEAR
TGqA102F	A	C1	1	1	*	0.141	16	0.0088	INTERLAMINAR SHEAR
TGqA103F	A	C1	1	1	*	0.143	16	0.0090	INTERLAMINAR SHEAR
TGqA203F	A	C2	1	2	4.225	0.133	16	0.0083	INTERLAMINAR SHEAR
TGqA204F	A	C2	1	2	4.210	0.134	16	0.0084	INTERLAMINAR SHEAR
TGqA205F	A	C2	1	2	4.039	0.135	16	0.0084	INTERLAMINAR SHEAR
TGqB101F	B	C1	2	1	4.986	0.133	16	0.0083	INTERLAMINAR SHEAR
TGqB102F	B	C1	2	1	4.463	0.133	16	0.0083	INTERLAMINAR SHEAR
TGqB103F	B	C1	2	1	4.817	0.132	16	0.0082	INTERLAMINAR SHEAR
TGqB104F	B	C1	2	1	4.755	0.132	16	0.0082	INTERLAMINAR SHEAR
TGqB201F	B	C2	2	2	3.957	0.138	16	0.0086	INTERLAMINAR SHEAR
TGqB202F	B	C2	2	2	4.118	0.139	16	0.0087	INTERLAMINAR SHEAR
TGqB203F	B	C2	2	2	4.200	0.139	16	0.0087	INTERLAMINAR SHEAR
TGqC102F	C	C1	3	1	4.541	0.137	16	0.0086	INTERLAMINAR SHEAR
TGqC104F	C	C1	3	1	4.562	0.137	16	0.0086	INTERLAMINAR SHEAR
TGqC105F	C	C1	3	1	4.504	0.137	16	0.0086	INTERLAMINAR SHEAR
TGqC201F	C	C2	3	2	5.094	0.130	16	0.0081	INTERLAMINAR SHEAR
TGqC203F	C	C2	3	2	4.996	0.130	16	0.0081	INTERLAMINAR SHEAR
TGqC205F	C	C2	3	2	4.739	0.129	16	0.0081	INTERLAMINAR SHEAR

NOTE: ALL SBS1 specimens are machined from UNC1's panel. NDI of batch A cure cycle C1 indicates high porosity in the panel.

* Due to high porosity, the data has been censored by engineering judgment. This was reviewed by the DRWG.

Average	4.513	Average	0.0085
Standard Dev.	0.362	Standard Dev.	
Coeff. of Var. [%]	8.021	Coeff. of Var. [%]	
Min.	3.957	Min.	0.0081
Max.	5.094	Max.	0.0090
Number of Spec.	16	Number of Spec.	19

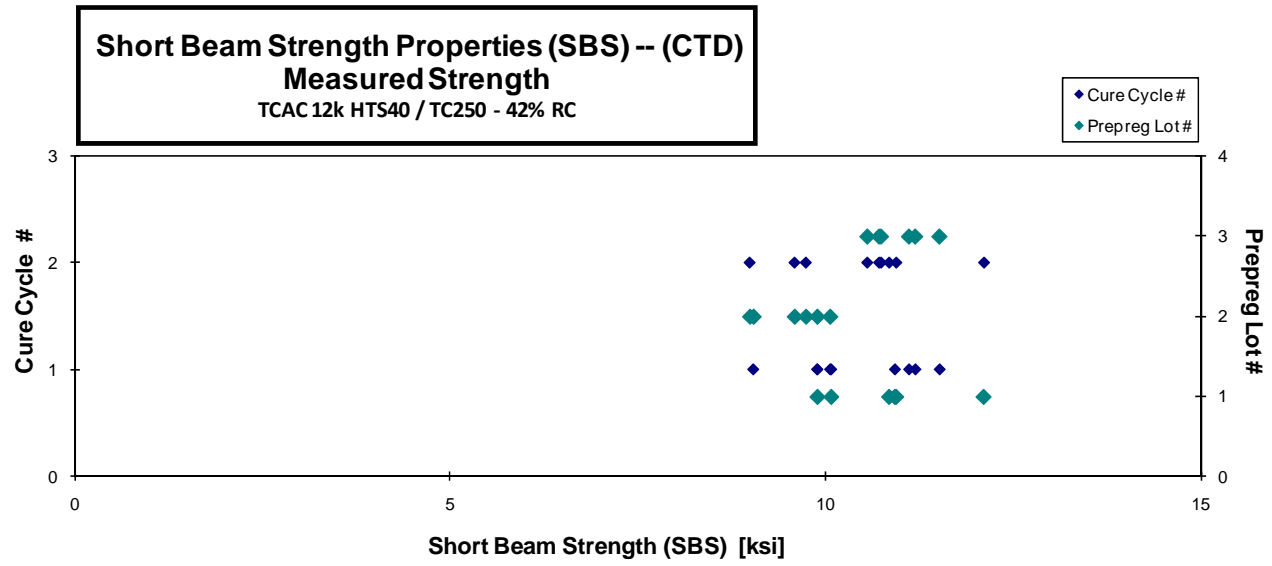


4.13 Lamina Short Beam Strength Properties

**Short Beam Strength Properties (SBS) -- (CTD)
Strength**
TCAC 12k HTS40 / TC250 - 42% RC

Specimen Number	TCAC Batch #	TCAC Cure Cycle	Prepreg Lot #	Cure Cycle #	Strength [ksi]	Avg. Specimen Thicken. [in]	# Plies in Laminate	Avg. tply [in]	Failure Mode
TGQA118B	A	C1	1	1	10.073	0.274	32	0.0086	INTERLAMINAR SHEAR
TGQA119B	A	C1	1	1	9.889	0.278	32	0.0087	INTERLAMINAR SHEAR
TGQA11AB	A	C1	1	1	10.920	0.274	32	0.0086	INTERLAMINAR SHEAR
TGQA21FB	A	C2	1	2	10.938	0.280	32	0.0088	INTERLAMINAR SHEAR
TGQA21GB	A	C2	1	2	10.844	0.280	32	0.0088	INTERLAMINAR SHEAR
TGQA21HB	A	C2	1	2	12.104	0.279	32	0.0087	INTERLAMINAR SHEAR
TGQB11FB	B	C1	2	1	9.888	0.279	32	0.0087	INTERLAMINAR SHEAR
TGQB11GB	B	C1	2	1	9.038	0.279	32	0.0087	INTERLAMINAR SHEAR
TGQB11HB	B	C1	2	1	10.059	0.280	32	0.0088	INTERLAMINAR SHEAR
TGQB21FB	B	C2	2	2	9.586	0.277	32	0.0087	INTERLAMINAR SHEAR
TGQB21GB	B	C2	2	2	8.990	0.279	32	0.0087	INTERLAMINAR SHEAR
TGQB21HB	B	C2	2	2	9.737	0.281	32	0.0088	INTERLAMINAR SHEAR
TGQC11FB	C	C1	3	1	11.514	0.268	32	0.0084	INTERLAMINAR SHEAR
TGQC11IB	C	C1	3	1	11.192	0.266	32	0.0083	INTERLAMINAR SHEAR
TGQC11JB	C	C1	3	1	11.108	0.268	32	0.0084	INTERLAMINAR SHEAR
TGQC219B	C	C2	3	2	10.710	0.272	32	0.0085	INTERLAMINAR SHEAR
TGQC21AB	C	C2	3	2	10.553	0.278	32	0.0087	INTERLAMINAR SHEAR
TGQC21BB	C	C2	3	2	10.736	0.269	32	0.0084	INTERLAMINAR SHEAR

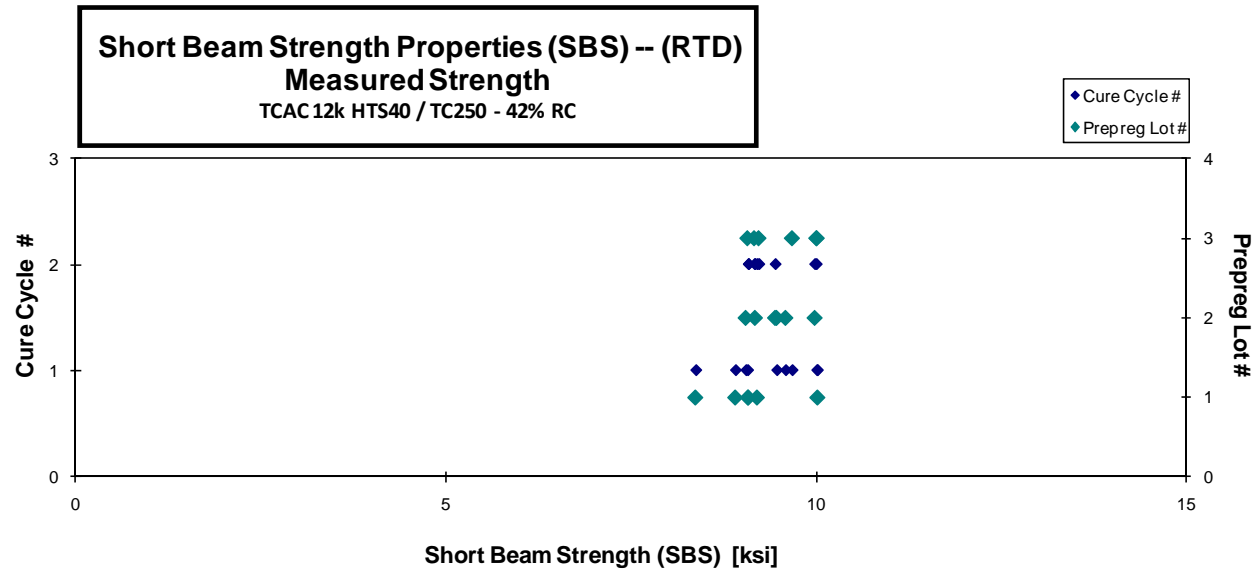
Average	10.438	Average	0.0086
Standard Dev.	0.838	Standard Dev.	
Coeff. of Var. [%]	8.025	Coeff. of Var. [%]	
Min.	8.990	Min.	0.0083
Max.	12.104	Max.	0.0088
Number of Spec.	18	Number of Spec.	18



**Short Beam Strength Properties (SBS) -- (RTD)
Strength**
TCAC 12k HTS40 / TC250 - 42% RC

Specimen Number	TCAC Batch #	TCAC Cure Cycle	Prepreg Lot #	Cure Cycle #	Strength [ksi]	Avg. Specimen Thickn. [in]	# Plies in Laminate	Avg. tply [in]	Failure Mode
TGQA11BA	A	C1	1	1	10.020	0.276	32	0.0086	INTERLAMINAR SHEAR
TGQA11CA	A	C1	1	1	8.372	0.277	32	0.0087	INTERLAMINAR SHEAR
TGQA11DA	A	C1	1	1	8.910	0.279	32	0.0087	INTERLAMINAR SHEAR
TGQA21KA	A	C2	1	2	9.085	0.277	32	0.0087	INTERLAMINAR SHEAR
TGQA21LA	A	C2	1	2	9.083	0.277	32	0.0087	INTERLAMINAR SHEAR
TGQA21MA	A	C2	1	2	9.204	0.277	32	0.0087	INTERLAMINAR SHEAR
TGQB11KA	B	C1	2	1	9.469	0.274	32	0.0086	INTERLAMINAR SHEAR
TGQB11LA	B	C1	2	1	9.051	0.275	32	0.0086	INTERLAMINAR SHEAR
TGQB11MA	B	C1	2	1	9.588	0.275	32	0.0086	INTERLAMINAR SHEAR
TGQB21KA	B	C2	2	2	9.448	0.269	32	0.0084	INTERLAMINAR SHEAR
TGQB21LA	B	C2	2	2	9.177	0.271	32	0.0085	INTERLAMINAR SHEAR
TGQB21MA	B	C2	2	2	9.983	0.275	32	0.0086	INTERLAMINAR SHEAR
TGQC11KA	C	C1	3	1	10.011	0.273	32	0.0085	INTERLAMINAR SHEAR
TGQC11MA	C	C1	3	1	9.677	0.274	32	0.0086	INTERLAMINAR SHEAR
TGQC11OA	C	C1	3	1	9.074	0.277	32	0.0087	INTERLAMINAR SHEAR
TGQC21LA	C	C2	3	2	9.165	0.269	32	0.0084	INTERLAMINAR SHEAR
TGQC21MA	C	C2	3	2	10.005	0.273	32	0.0085	INTERLAMINAR SHEAR
TGQC21NA	C	C2	3	2	9.226	0.271	32	0.0085	INTERLAMINAR SHEAR

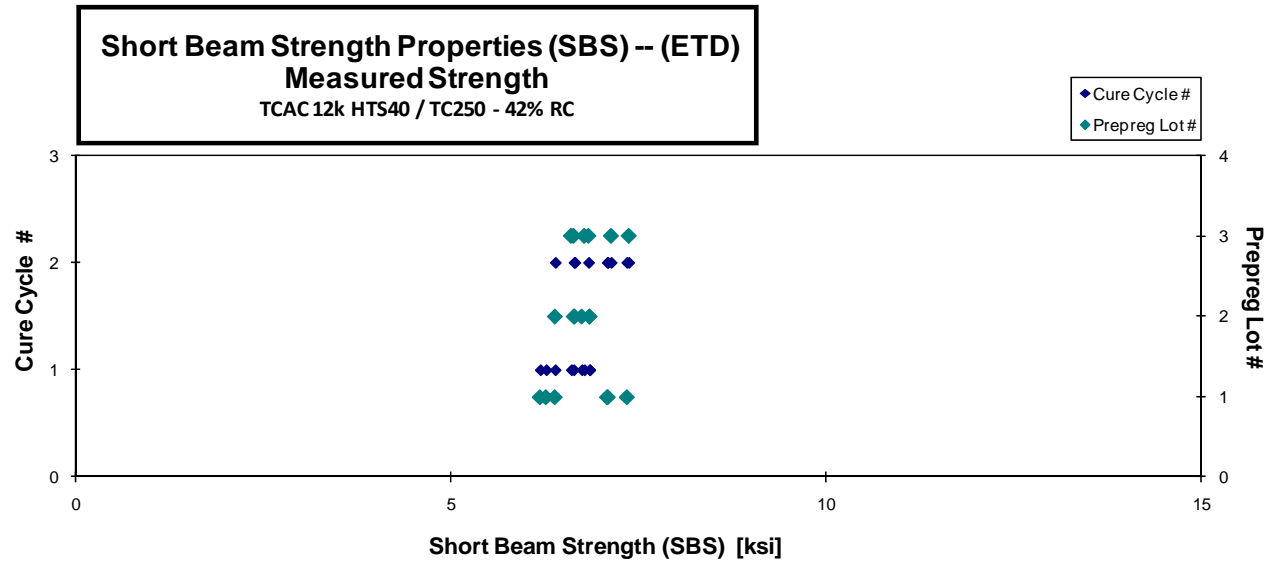
Average	9.364	Average	0.0086
Standard Dev.	0.451	Standard Dev.	
Coeff. of Var. [%]	4.816	Coeff. of Var. [%]	
Min.	8.372	Min.	0.0084
Max.	10.020	Max.	0.0087
Number of Spec.	18	Number of Spec.	18



**Short Beam Strength Properties (SBS)-- (ETD)
Strength**
TCAC 12k HTS40 / TC250 - 42% RC

Specimen Number	TCAC Batch #	TCAC Cure Cycle	Prepreg Lot #	Cure Cycle #	Strength [ksi]	Avg. Specimen Thickn. [in]	# Plies in Laminate	Avg. tply [in]	Failure Mode
TGQA115G	A	C1	1	1	6.272	0.273	32	0.0085	INTERLAMINAR SHEAR
TGQA116G	A	C1	1	1	6.192	0.285	32	0.0089	INTERLAMINAR SHEAR
TGQA117G	A	C1	1	1	6.390	0.285	32	0.0089	INTERLAMINAR SHEAR
TGQA218G	A	C2	1	2	7.345	0.280	32	0.0088	INTERLAMINAR SHEAR
TGQA219G	A	C2	1	2	7.084	0.279	32	0.0087	INTERLAMINAR SHEAR
TGQA21AG	A	C2	1	2	7.092	0.278	32	0.0087	INTERLAMINAR SHEAR
TGQB118G	B	C1	2	1	6.850	0.280	32	0.0088	INTERLAMINAR SHEAR
TGQB11AG	B	C1	2	1	6.746	0.277	32	0.0087	INTERLAMINAR SHEAR
TGQB11BG	B	C1	2	1	6.851	0.277	32	0.0087	INTERLAMINAR SHEAR
TGQB218G	B	C2	2	2	6.392	0.279	32	0.0087	INTERLAMINAR SHEAR
TGQB219G	B	C2	2	2	6.643	0.278	32	0.0087	INTERLAMINAR SHEAR
TGQB21EG	B	C2	2	2	6.652	0.277	32	0.0087	INTERLAMINAR SHEAR
TGQC119G	C	C1	3	1	6.638	0.270	32	0.0084	INTERLAMINAR SHEAR
TGQC11BG	C	C1	3	1	6.780	0.271	32	0.0085	INTERLAMINAR SHEAR
TGQC11DG	C	C1	3	1	6.605	0.278	32	0.0087	INTERLAMINAR SHEAR
TGQC21FG	C	C2	3	2	7.135	0.266	32	0.0083	INTERLAMINAR SHEAR
TGQC21HG	C	C2	3	2	7.370	0.267	32	0.0083	INTERLAMINAR SHEAR
TGQC21IG	C	C2	3	2	6.836	0.267	32	0.0083	INTERLAMINAR SHEAR

Average	6.771	Average	0.0086
Standard Dev.	0.342	Standard Dev.	
Coeff. of Var. [%]	5.051	Coeff. of Var. [%]	
Min.	6.192	Min.	0.0083
Max.	7.370	Max.	0.0089
Number of Spec.	18	Number of Spec.	18

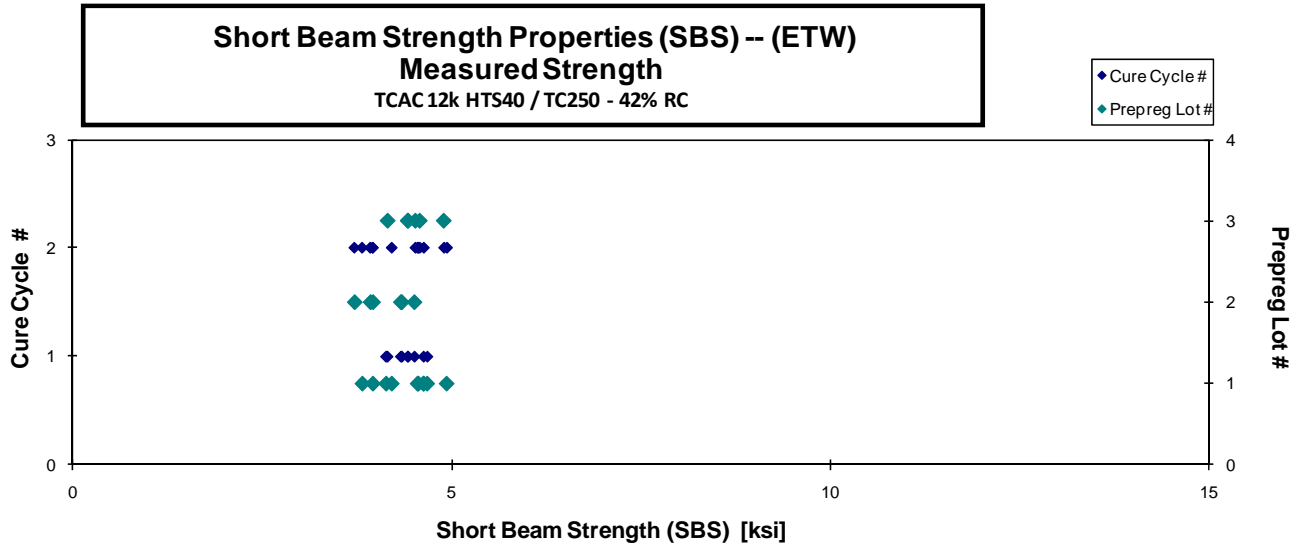


Short Beam Strength Properties (SBS) -- (ETW)
Strength
TCAC 12k HTS40 / TC250 - 42% RC

Specimen Number	TCAC Batch #	TCAC Cure Cycle	Prepreg Lot #	Cure Cycle #	Strength [ksi]	Avg. Specimen Thickn. [in]	# Plies in Laminate	Avg. tply [in]	Failure Mode
TGQA111F	A	C1	1	1	4.635	0.285	32	0.0089	INTERLAMINAR SHEAR
TGQA112F	A	C1	1	1	4.684	0.283	32	0.0088	INTERLAMINAR SHEAR
TGQA113F	A	C1	1	1	4.139	0.284	32	0.0089	INTERLAMINAR SHEAR
TGQA211F	A	C2	1	2	3.823	0.283	32	0.0088	INTERLAMINAR SHEAR
TGQA212F	A	C2	1	2	4.943	0.283	32	0.0088	INTERLAMINAR SHEAR
TGQA213F	A	C2	1	2	4.567	0.282	32	0.0088	INTERLAMINAR SHEAR
TGQA214F	A	C2	1	2	4.637	0.281	32	0.0088	INTERLAMINAR SHEAR
TGQA215F	A	C2	1	2	4.557	0.281	32	0.0088	INTERLAMINAR SHEAR
TGQA216F	A	C2	1	2	3.963	0.280	32	0.0088	INTERLAMINAR SHEAR
TGQA217F	A	C2	1	2	4.214	0.280	32	0.0088	INTERLAMINAR SHEAR
TGQB113F	B	C1	2	1	4.515	0.278	32	0.0087	INTERLAMINAR SHEAR
TGQB114F	B	C1	2	1	4.348	0.278	32	0.0087	INTERLAMINAR SHEAR
TGQB115F	B	C1	2	1	4.335	0.278	32	0.0087	INTERLAMINAR SHEAR
TGQB211F	B	C2	2	2	3.721	0.264	32	0.0083	INTERLAMINAR SHEAR
TGQB212F	B	C2	2	2	3.931	0.266	32	0.0083	INTERLAMINAR SHEAR
TGQB213F	B	C2	2	2	3.965	0.268	32	0.0084	INTERLAMINAR SHEAR
TGQC112F	C	C1	3	1	4.425	0.274	32	0.0085	INTERLAMINAR SHEAR
TGQC113F	C	C1	3	1	4.431	0.274	32	0.0086	INTERLAMINAR SHEAR
TGQC115F	C	C1	3	1	4.158	0.275	32	0.0086	INTERLAMINAR SHEAR
TGQC213F	C	C2	3	2	4.904	0.273	32	0.0085	INTERLAMINAR SHEAR
TGQC215F	C	C2	3	2	4.527	0.272	32	0.0085	INTERLAMINAR SHEAR
TGQC218F	C	C2	3	2	4.585	0.274	32	0.0086	INTERLAMINAR SHEAR

Average 4.364
Standard Dev. 0.338
Coeff. of Var. [%] 7.734
Min. 3.721
Max. 4.943
Number of Spec. 22

Average 0.0087
Standard Dev. 0.0001
Coeff. of Var. [%] 1.15
Min. 0.0083
Max. 0.0089
Number of Spec. 22



4.14 Open Hole Tension 1 Properties

Laminate Open Hole Tension Properties (OHT1)-- (CTD)
Strength
 TCAC 12k HTS40 / TC250 - 42% RC

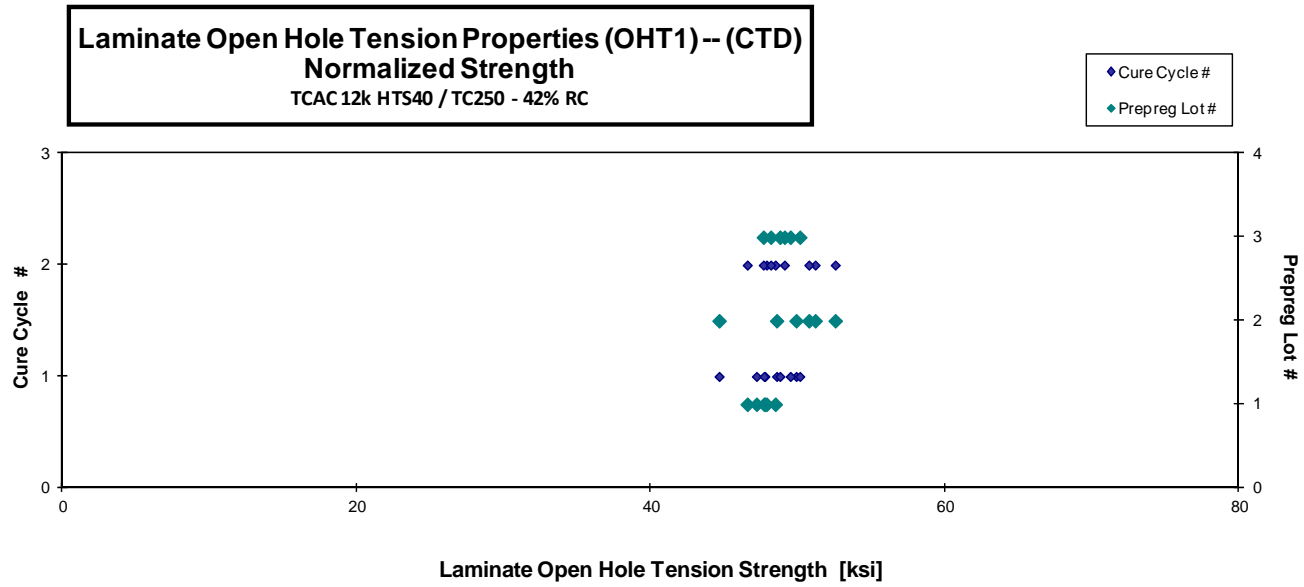
normalizing t_{ply}
 [in]
0.0085

Specimen Number	TCAC Batch #	TCAC Cure Cycle	Prepreg Lot #	Cure Cycle #	Strength [ksi]	Avg. Specimen Thickn. [in]	# Plies in Laminate	Failure Modes
TGDA118B	A	C1	1	1	47.046	0.138	16	LGM
TGDA119B	A	C1	1	1	45.359	0.141	16	LGM
TGDA11AB	A	C1	1	1	45.970	0.141	16	LGM
TGDA217B	A	C2	1	2	44.288	0.143	16	LGM
TGDA218B	A	C2	1	2	46.107	0.141	16	LGM
TGDA219B	A	C2	1	2	46.105	0.143	16	LGM
TGDB117B	B	C1	2	1	41.763	0.145	16	LGM
TGDB118B	B	C1	2	1	48.151	0.141	16	LGM
TGDB119B	B	C1	2	1	46.887	0.141	16	LGM
TGDB217B	B	C2	2	2	49.368	0.141	16	LGM
TGDB218B	B	C2	2	2	51.756	0.138	16	LGM
TGDB219B	B	C2	2	2	49.343	0.140	16	LGM
TGDC117B	C	C1	3	1	47.528	0.139	16	LGM/AGM
TGDC118B	C	C1	3	1	48.733	0.138	16	LGM/AGM
TGDC119B	C	C1	3	1	48.353	0.141	16	LGM/AGM
TGDC217B	C	C2	3	2	46.191	0.140	16	LGM/AGM
TGDC218B	C	C2	3	2	48.148	0.139	16	LGM/AGM
TGDC219B	C	C2	3	2	46.576	0.141	16	LGM/AGM

Avg. t_{ply} [in]	Strength _{norm} [ksi]
0.0086	47.720
0.0088	47.149
0.0088	47.660
0.0089	46.524
0.0088	47.836
0.0089	48.427
0.0091	44.608
0.0088	49.844
0.0088	48.519
0.0088	51.140
0.0086	52.504
0.0087	50.710
0.0087	48.745
0.0086	49.450
0.0088	50.095
0.0088	47.618
0.0087	49.050
0.0088	48.117

Average 47.093
 Standard Dev. 2.200
 Coeff. of Var. [%] 4.672
 Min. 41.763
 Max. 51.756
 Number of Spec. 18

Average_{norm} 0.0088 48.651
 Standard Dev._{norm} 1.826
 Coeff. of Var. [%]_{norm} 3.752
 Min. 0.0086 44.608
 Max. 0.0091 52.504
 Number of Spec. 18



**Laminate Open Hole Tension Properties (OHT1)-- (RTD)
Strength**
TCAC 12k HTS40 / TC250 - 42% RC

normalizing t_{ply}
[in]
0.0085

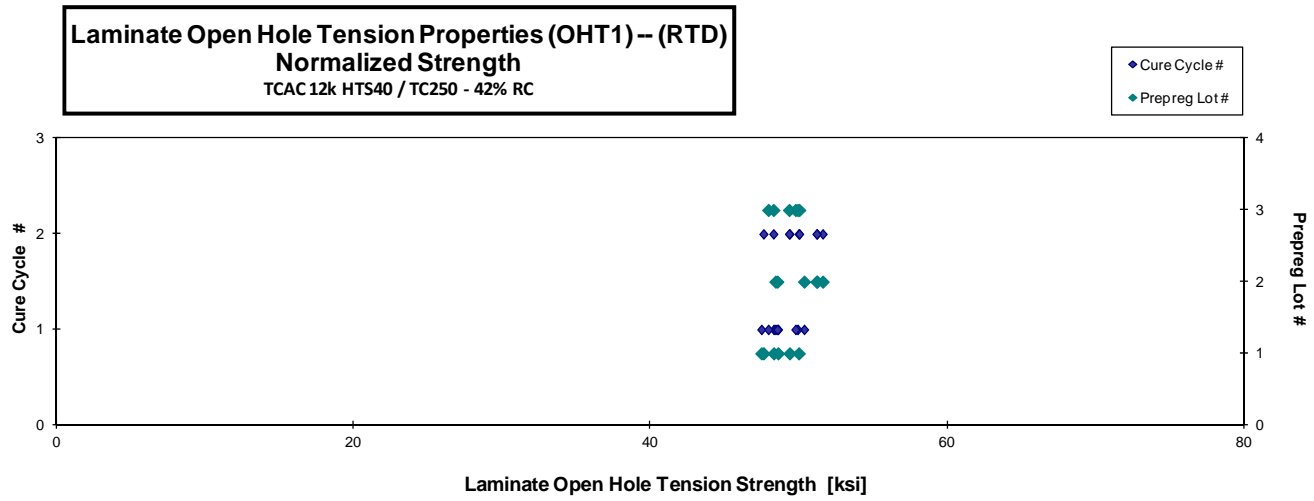
Specimen Number	TCAC Batch #	TCAC Cure Cycle	Prepreg Lot #	Cure Cycle #	Strength [ksi]	Avg. Specimen Thickn. [in]	# Plies in Laminate	Failure Modes
TGDA117B*	A	C1	1	1	46.722	0.141	16	LGM
TGDA11CA	A	C1	1	1	45.061	0.143	16	LGM
TGDA11DA	A	C1	1	1	46.446	0.142	16	LGM
TGDA21CA	A	C2	1	2	47.408	0.143	16	LGM
TGDA21DA	A	C2	1	2	45.228	0.143	16	LGM
TGDA21EA	A	C2	1	2	46.434	0.145	16	LGM
TGDB11CA	B	C1	2	1	46.931	0.146	16	LGM
TGDB11DA	B	C1	2	1	44.387	0.148	16	LGM
TGDB11EA	B	C1	2	1	46.428	0.142	16	LGM
TGDB21CA	B	C2	2	2	49.417	0.142	16	LGM
TGDB21DA	B	C2	2	2	49.253	0.141	16	LGM
TGDB21EA	B	C2	2	2	49.026	0.142	16	LGM
TGDC11CA	C	C1	3	1	46.863	0.145	16	MGM
TGDC11DA	C	C1	3	1	47.029	0.144	16	LGM
TGDC11EA	C	C1	3	1	45.441	0.143	16	MGM
TGDC21CA	C	C2	3	2	45.415	0.145	16	LGM
TGDC21DA	C	C2	3	2	47.297	0.144	16	LGM
TGDC21EA	C	C2	3	2	46.807	0.143	16	LGM

Avg. t_{ply} [in]	Strength _{norm} [ksi]
0.0088	48.297
0.0090	47.469
0.0089	48.586
0.0090	49.982
0.0089	47.606
0.0090	49.365
0.0091	50.347
0.0093	48.413
0.0089	48.539
0.0089	51.597
0.0088	51.202
0.0089	51.183
0.0091	49.907
0.0090	49.761
0.0090	47.930
0.0090	48.275
0.0090	50.015
0.0090	49.331

* CTD's specimen tested as RTD

Average 46.755
Standard Dev. 1.413
Coeff. of Var. [%] 3.023
Min. 44.387
Max. 49.417
Number of Spec. 18

Average_{norm} 0.0090 49.322
Standard Dev._{norm} 1.263
Coeff. of Var. [%]_{norm} 2.561
Min. 0.0088 47.469
Max. 0.0093 51.597
Number of Spec. 18



**Laminate Open Hole Tension Properties (OHT1)-- (ETW)
Strength
TCAC 12k HTS40 / TC250 - 42% RC**

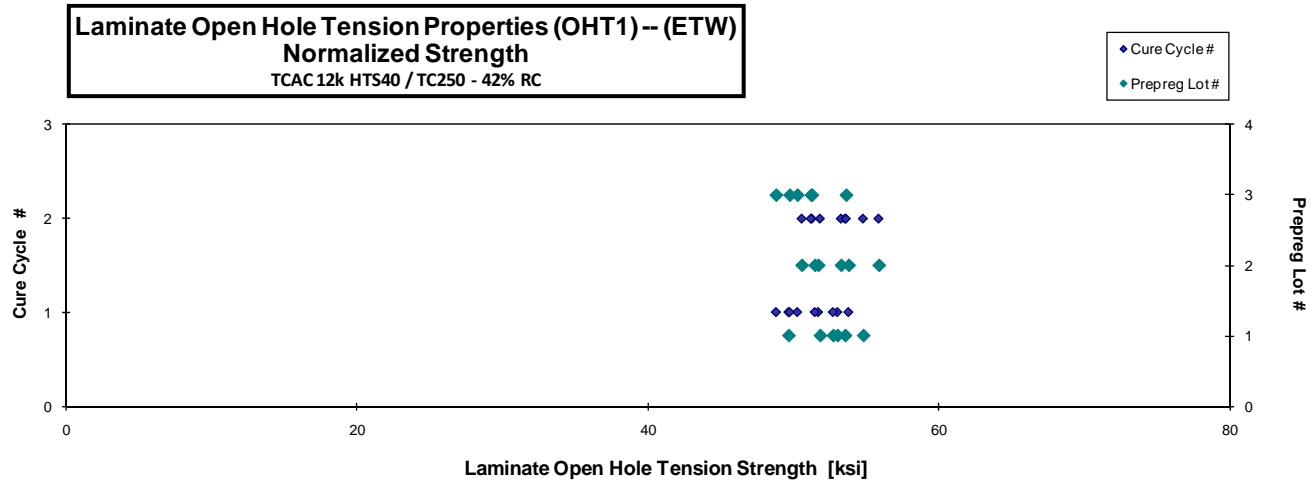
normalizing t_{ply}
[in]
0.0085

Specimen Number	TCAC Batch #	TCAC Cure Cycle	Prepreg Lot #	Cure Cycle #	Strength [ksi]	Avg. Specimen Thickn. [in]	# Plies in Laminate	Failure Modes
TGDA111F	A	C1	1	1	51.281	0.141	16	LGM
TGDA112F	A	C1	1	1	50.790	0.141	16	LGM
TGDA113F	A	C1	1	1	47.225	0.143	16	LGM
TGDA211F	A	C2	1	2	52.894	0.141	16	LGM
TGDA212F	A	C2	1	2	48.995	0.144	16	LGM
TGDA213F	A	C2	1	2	50.660	0.144	16	LGM
TGDB111F	B	C1	2	1	50.898	0.138	16	LGM
TGDB112F	B	C1	2	1	51.768	0.141	16	LGM
TGDB113F	B	C1	2	1	49.269	0.142	16	LGM
TGDB211F	B	C2	2	2	51.546	0.141	16	LGM
TGDB212F	B	C2	2	2	48.663	0.141	16	LGM
TGDB213F	B	C2	2	2	53.695	0.142	16	LGM
TGDC111F	C	C1	3	1	48.850	0.140	16	LGM
TGDC112F	C	C1	3	1	47.319	0.140	16	LGM
TGDC113F	C	C1	3	1	47.866	0.141	16	LGM
TGDC212F	C	C2	3	2	49.251	0.142	16	LGM
TGDC213F	C	C2	3	2	48.758	0.143	16	LGM
TGDC214F	C	C2	3	2	50.708	0.144	16	LGM

Avg. t_{ply} [in]	Strength _{norm} [ksi]
0.0088	53.041
0.0088	52.738
0.0089	49.696
0.0088	54.800
0.0090	51.847
0.0090	53.559
0.0086	51.722
0.0088	53.798
0.0089	51.497
0.0088	53.289
0.0088	50.595
0.0088	55.866
0.0088	50.292
0.0088	48.838
0.0088	49.772
0.0089	51.291
0.0089	51.225
0.0090	53.629

Average 50.024
Standard Dev. 1.843
Coeff. of Var. [%] 3.684
Min. 47.225
Max. 53.695
Number of Spec. 18

Average_{norm} 0.0089 **52.083**
Standard Dev._{norm} 1.892
Coeff. of Var. [%]_{norm} 3.634
Min. 0.0086 **48.838**
Max. 0.0090 **55.866**
Number of Spec. 18



4.15 Open Hole Tension 2 Properties

Laminate Open Hole Tension Properties (OHT2) -- (CTD)
Strength
 TCAC 12k HTS40 / TC250 - 42% RC

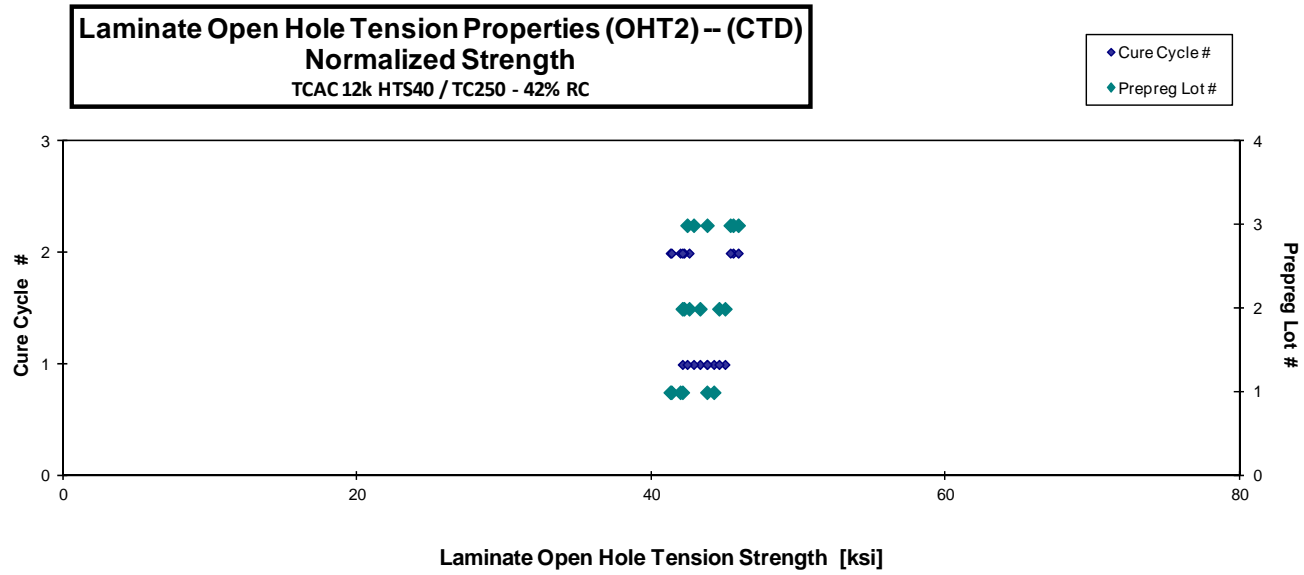
normalizing t_{ply}
 [in]
0.0085

Specimen Number	TCAC Batch #	TCAC Cure Cycle	Prepreg Lot #	Cure Cycle #	Strength [ksi]	Avg. Specimen Thickn. [in]	# Plies in Laminate	Failure Modes
TGEA116B	A	C1	1	1	42.191	0.178	20	AGM
TGEA117B	A	C1	1	1	40.423	0.177	20	AGM
TGEA118B	A	C1	1	1	42.212	0.176	20	AGM
TGEA217B	A	C2	1	2	38.990	0.180	20	AGM
TGEA218B	A	C2	1	2	40.824	0.175	20	AGM
TGEA219B	A	C2	1	2	40.280	0.175	20	AGM
TGEB116B	B	C1	2	1	42.926	0.178	20	AGM
TGEB117B	B	C1	2	1	43.176	0.176	20	AGM
TGEB118B	B	C1	2	1	42.275	0.174	20	AGM
TGEB216B	B	C2	2	2	41.242	0.175	20	AGM
TGEB217B	B	C2	2	2	41.054	0.175	20	AGM
TGEB218B	B	C2	2	2	41.157	0.174	20	AGM
TGEC117B	C	C1	3	1	41.668	0.175	20	AGM
TGEC118B	C	C1	3	1	42.130	0.171	20	AGM
TGEC119B	C	C1	3	1	42.052	0.177	20	AGM
TGEC215B	C	C2	3	2	43.059	0.180	20	AGM
TGEC216B	C	C2	3	2	43.336	0.178	20	AGM
TGEC217B	C	C2	3	2	44.455	0.176	20	AGM

Avg. t_{ply} [in]	Strength _{norm} [ksi]
0.0089	44.242
0.0089	42.111
0.0088	43.780
0.0090	41.291
0.0087	41.961
0.0087	41.362
0.0089	45.005
0.0088	44.598
0.0087	43.303
0.0088	42.568
0.0087	42.217
0.0087	42.109
0.0087	42.873
0.0086	42.432
0.0089	43.787
0.0090	45.554
0.0089	45.367
0.0088	45.906

Average 41.858
 Standard Dev. 1.310
 Coeff. of Var. [%] 3.129
 Min. 38.990
 Max. 44.455
 Number of Spec. 18

Average_{norm} 0.0088 43.359
 Standard Dev._{norm} 1.477
 Coeff. of Var. [%]_{norm} 3.407
 Min. 0.0086 41.291
 Max. 0.0090 45.906
 Number of Spec. 18



**Laminate Open Hole Tension Properties (OHT2)-- (RTD)
Strength**
TCAC 12k HTS40 / TC250 - 42% RC


normalizing t_{ply}
[in]
0.0085

Specimen Number	TCAC Batch #	TCAC Cure Cycle	Prepreg Lot #	Cure Cycle #	Strength [ksi]	Avg. Specimen Thickn. [in]	# Plies in Laminate	Failure Modes
TGEA111A	A	C1	1	1	39.646	0.179	20	AGM
TGEA112A	A	C1	1	1	38.983	0.178	20	AGM
TGEA113A	A	C1	1	1	40.585	0.179	20	AGM
TGEA21CA	A	C2	1	2	36.095	0.177	20	AGM
TGEA21DA	A	C2	1	2	38.036	0.177	20	AGM
TGEA21EA	A	C2	1	2	38.435	0.177	20	AGM
TGEB111A	B	C1	2	1	39.065	0.173	20	AGM
TGEB112A	B	C1	2	1	38.233	0.176	20	AGM
TGEB113A	B	C1	2	1	40.095	0.177	20	AGM
TGEB215A	B	C2	2	2	36.122	0.177	20	AGM
TGEB21DA	B	C2	2	2	37.255	0.178	20	AGM
TGEB21EA	B	C2	2	2	38.772	0.176	20	AGM
TGEC111A	C	C1	3	1	39.172	0.177	20	AGM
TGEC112A	C	C1	3	1	37.193	0.177	20	AGM
TGEC114A	C	C1	3	1	38.161	0.178	20	AGM
TGEC214A	C	C2	3	2	38.555	0.179	20	AGM
TGEC21CA	C	C2	3	2	40.156	0.177	20	AGM
TGEC21EA	C	C2	3	2	39.350	0.176	20	AGM

Avg. t_{ply} [in]	Strength _{norm} [ksi]
0.0090	41.769
0.0089	40.798
0.0090	42.786
0.0089	37.581
0.0088	39.591
0.0089	40.018
0.0087	39.850
0.0088	39.470
0.0088	41.734
0.0088	37.521
0.0089	39.019
0.0088	40.240
0.0089	40.877
0.0089	38.786
0.0089	39.882
0.0089	40.491
0.0088	41.696
0.0088	40.800

Average 38.551
Standard Dev. 1.279
Coeff. of Var. [%] 3.318
Min. 36.095
Max. 40.585
Number of Spec. 18

Average_{norm} 0.0089 40.162
Standard Dev_{norm} 1.405
Coeff. of Var. [%]_{norm} 3.498
Min. 0.0087 37.521
Max. 0.0090 42.786
Number of Spec. 18



Laminate Open Hole Tension Properties (OHT2) -- (ETW)
Strength
 TCAC 12k HTS40 / TC250 - 42% RC

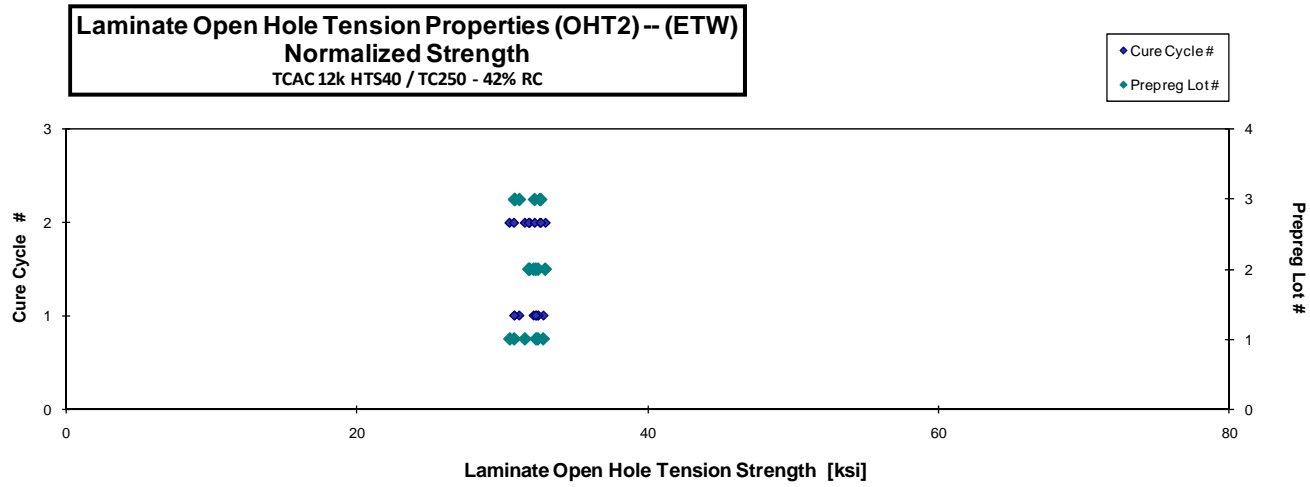
normalizing t_{ply}
 [in]
0.0085

Specimen Number	TCAC Batch #	TCAC Cure Cycle	Prepreg Lot #	Cure Cycle #	Strength [ksi]	Avg. Specimen Thickn. [in]	# Plies in Laminate	Failure Modes
TGEA11BF	A	C1	1	1	30.931	0.178	20	AGM
TGEA11CF	A	C1	1	1	31.208	0.179	20	AGM
TGEA11EF	A	C1	1	1	30.956	0.178	20	AGM
TGEA211F	A	C2	1	2	29.780	0.174	20	AGM
TGEA212F	A	C2	1	2	30.646	0.175	20	AGM
TGEA213F	A	C2	1	2	29.613	0.177	20	AGM
TGEB11AF	B	C1	2	1	31.524	0.175	20	AGM
TGEB11CF	B	C1	2	1	30.680	0.178	20	AGM
TGEB11DF	B	C1	2	1	30.920	0.178	20	AGM
TGEB211F	B	C2	2	2	31.240	0.174	20	AGM
TGEB212F	B	C2	2	2	32.070	0.175	20	AGM
TGEB213F	B	C2	2	2	30.613	0.177	20	AGM
TGEC11BF	C	C1	3	1	29.771	0.178	20	AGM
TGEC11CF	C	C1	3	1	29.282	0.179	20	AGM
TGEC11DF	C	C1	3	1	29.266	0.179	20	AGM
TGEC211F	C	C2	3	2	31.401	0.177	20	AGM
TGEC212F	C	C2	3	2	30.917	0.177	20	AGM
TGEC213F	C	C2	3	2	31.069	0.179	20	AGM

Avg. t_{ply} [in]	Strength _{norm} [ksi]
0.0089	32.338
0.0089	32.830
0.0089	32.458
0.0087	30.521
0.0088	31.566
0.0088	30.824
0.0088	32.479
0.0089	32.163
0.0089	32.312
0.0087	31.890
0.0087	32.973
0.0088	31.832
0.0089	31.183
0.0090	30.873
0.0090	30.844
0.0088	32.602
0.0089	32.235
0.0089	32.656

Average **30.661**
 Standard Dev. **0.800**
 Coeff. of Var. [%] **2.610**
 Min. **29.266**
 Max. **32.070**
 Number of Spec. **18**

Average_{norm} **0.0089** **31.921**
 Standard Dev._{norm} **0.772**
 Coeff. of Var. [%]_{norm} **2.417**
 Min. **0.0087** **30.521**
 Max. **0.0090** **32.973**
 Number of Spec. **18**



4.16 Open Hole Tension 3 Properties

Laminate Open Hole Tension Properties (OHT3)-- (CTD)
Strength
 TCAC 12k HTS40 / TC250 - 42% RC

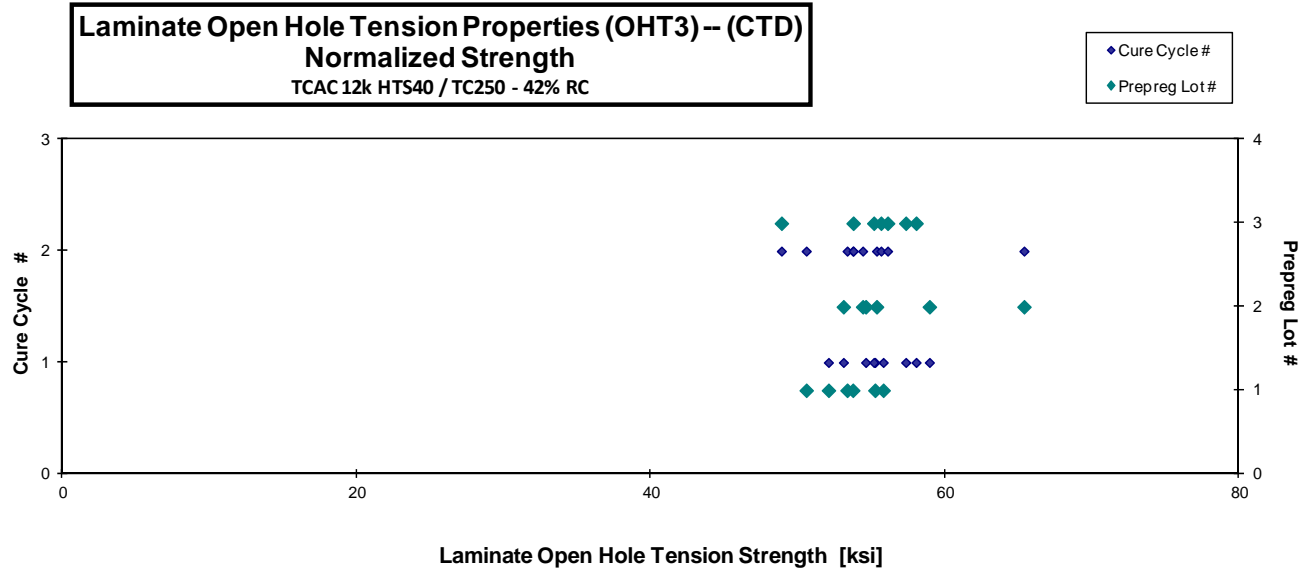
normalizing t_{ply}
 [in]
0.0085

Specimen Number	TCAC Batch #	TCAC Cure Cycle	Prepreg Lot #	Cure Cycle #	Strength [ksi]	Avg. Specimen Thickn. [in]	# Plies in Laminate	Failure Modes
TGFA117B	A	C1	1	1	49.791	0.133	15	LGM
TGFA118B	A	C1	1	1	53.473	0.133	15	LGM
TGFA119B	A	C1	1	1	54.253	0.130	15	LGM
TGFA217B	A	C2	1	2	47.584	0.135	15	LGM
TGFA218B	A	C2	1	2	50.962	0.134	15	LGM
TGFA219B	A	C2	1	2	51.696	0.131	15	LGM
TGFB117B	B	C1	2	1	56.991	0.132	15	LGM
TGFB118B	B	C1	2	1	52.078	0.130	15	LGM
TGFB119B	B	C1	2	1	53.737	0.129	15	LGM
TGFB217B	B	C2	2	2	53.649	0.131	15	LGM
TGFB218B	B	C2	2	2	53.475	0.130	15	LGM
TGFB219B	B	C2	2	2	64.569	0.129	15	LGM
TGFB21AB	B	C2	3	2	52.429	0.131	15	LGM
TGFC117B	C	C1	3	1	53.448	0.132	15	LGM
TGFC118B	C	C1	3	1	56.131	0.130	15	LGM
TGFC119B	C	C1	3	1	56.485	0.131	15	LGM
TGFC216B	C	C2	3	2	56.793	0.125	15	LGM
TGFC217B	C	C2	3	2	58.060	0.123	15	LGM
TGFC219B	C	C2	3	2	51.413	0.121	15	LGM

Avg. t_{ply} [in]	Strength _{norm} [ksi]
0.0089	52.043
0.0089	55.766
0.0086	55.203
0.0090	50.532
0.0090	53.700
0.0088	53.311
0.0088	58.906
0.0087	53.058
0.0086	54.573
0.0088	55.312
0.0086	54.370
0.0086	65.337
0.0087	53.725
0.0088	55.125
0.0087	57.298
0.0087	57.999
0.0083	55.613
0.0082	56.064
0.0081	48.845

Average 54.054
Standard Dev. 3.674
Coeff. of Var. [%] 6.797
Min. 47.584
Max. 64.569
Number of Spec. 19

Average_{norm} 0.0087 **55.094**
Standard Dev_{norm} **3.461**
Coeff. of Var. [%]_{norm} **6.281**
Min. 0.0081 **48.845**
Max. 0.0090 **65.337**
Number of Spec. **19**



Laminate Open Hole Tension Properties (OHT3) -- (RTD)
Strength
 TCAC 12k HTS40 / TC250 - 42% RC

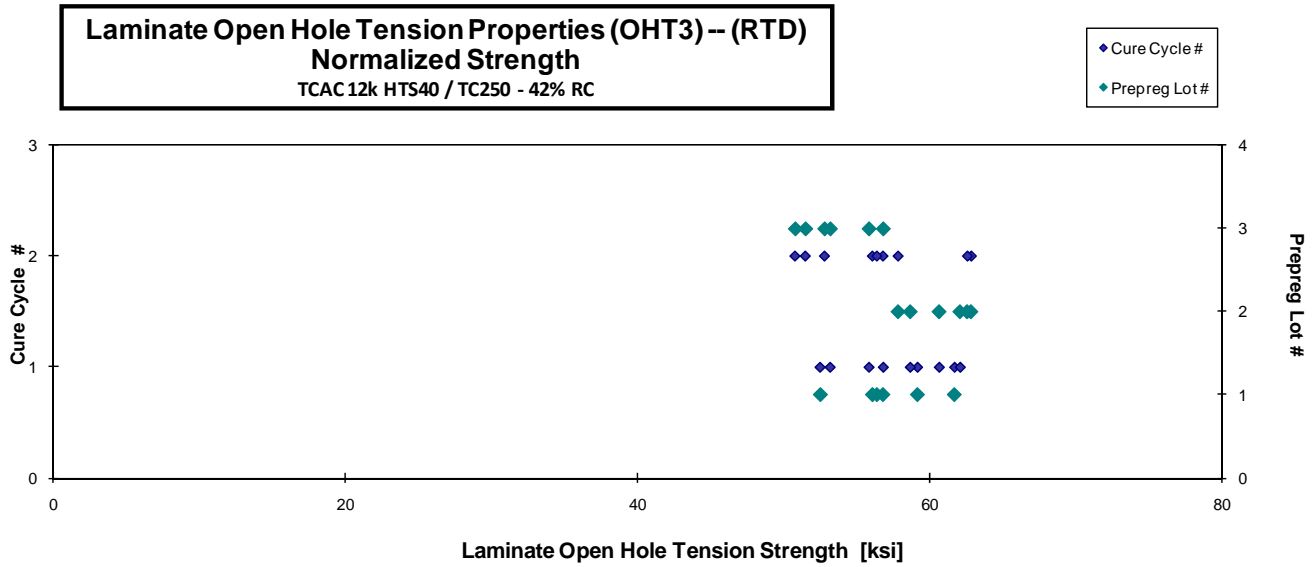
normalizing t_{ply}
 [in]
 0.0085

Specimen Number	TCAC Batch #	TCAC Cure Cycle	Prepreg Lot #	Cure Cycle #	Strength [ksi]	Avg. Specimen Thickn. [in]	# Plies in Laminate	Failure Modes
TGFA11CA	A	C1	1	1	59.229	0.133	15	LGM
TGFA11DA	A	C1	1	1	56.783	0.133	15	LGM
TGFA11EA	A	C1	1	1	50.446	0.133	15	LGM
TGFA21CA	A	C2	1	2	52.134	0.139	15	LGM
TGFA21DA	A	C2	1	2	52.218	0.137	15	LGM
TGFA21EA	A	C2	1	2	52.638	0.137	15	LGM
TGFB11CA	B	C1	2	1	59.883	0.132	15	LGM
TGFB11DA	B	C1	2	1	58.114	0.133	15	LGM
TGFB11EA	B	C1	2	1	56.259	0.133	15	LGM
TGFB21CA	B	C2	2	2	60.465	0.132	15	LGM
TGFB21DA	B	C2	2	2	59.761	0.133	15	LGM
TGFB21EA	B	C2	2	2	55.677	0.132	15	LGM/AGM
TGFC11CA	C	C1	3	1	53.817	0.135	15	LGM
TGFC11DA	C	C1	3	1	50.770	0.134	15	LGM
TGFC11EA	C	C1	3	1	53.666	0.133	15	LGM
TGFC211A	C	C2	3	2	52.755	0.123	15	LGM
TGFC212A	C	C2	3	2	54.148	0.124	15	LGM
TGFC213A	C	C2	3	2	52.183	0.126	15	LGM

Avg. t_{ply} [in]	Strength _{norm} [ksi]
0.0089	61.683
0.0089	59.151
0.0088	52.497
0.0093	56.788
0.0091	56.068
0.0091	56.375
0.0088	62.067
0.0089	60.636
0.0089	58.656
0.0088	62.821
0.0089	62.558
0.0088	57.824
0.0090	56.814
0.0089	53.186
0.0088	55.840
0.0082	50.782
0.0083	52.796
0.0084	51.487

Average 55.052
 Standard Dev. 3.309
 Coeff. of Var. [%] 6.011
 Min. 50.446
 Max. 60.465
 Number of Spec. 18

Average_{norm} 0.0088 57.113
 Standard Dev._{norm} 3.893
 Coeff. of Var. [%]_{norm} 6.816
 Min. 0.0082 50.782
 Max. 0.0093 62.821
 Number of Spec. 18



Laminate Open Hole Tension Properties (OHT3)-- (ETW)
Strength
 TCAC 12k HTS40 / TC250 - 42% RC

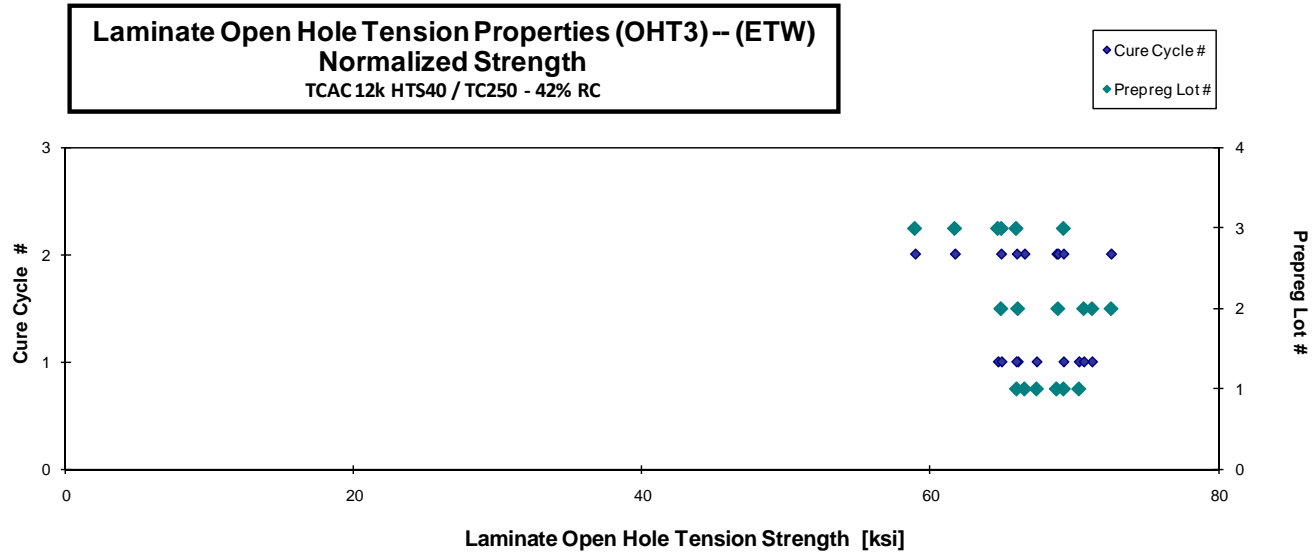
normalizing t_{ply}
 [in]
 0.0085

Specimen Number	TCAC Batch #	TCAC Cure Cycle	Prepreg Lot #	Cure Cycle #	Strength [ksi]	Avg. Specimen Thickn. [in]	# Plies in Laminate	Failure Modes
TGFA111F	A	C1	1	1	68.844	0.130	15	LGM
TGFA112F	A	C1	1	1	65.183	0.132	15	LGM
TGFA113F	A	C1	1	1	66.121	0.134	15	LGM
TGFA211F	A	C2	1	2	64.291	0.132	15	LGM
TGFA212F	A	C2	1	2	63.425	0.133	15	LGM
TGFA213F	A	C2	1	2	64.751	0.135	15	LGM
TGFB111F	B	C1	2	1	68.983	0.132	15	LGM
TGFB112F	B	C1	2	1	68.716	0.131	15	LGM
TGFB113F	B	C1	2	1	65.229	0.129	15	LGM
TGFB211F	B	C2	2	2	63.157	0.131	15	LGM
TGFB212F	B	C2	2	2	70.382	0.131	15	LGM
TGFB213F	B	C2	2	2	66.342	0.132	15	LGM
TGFC111F	C	C1	3	1	63.167	0.131	15	LGM
TGFC112F	C	C1	3	1	64.001	0.131	15	LGM
TGFC113F	C	C1	3	1	61.817	0.134	15	LGM
TGFC21BF	C	C2	3	2	71.011	0.124	15	LGM
TGFC21CF	C	C2	3	2	63.033	0.125	15	LGM
TGFC21DF	C	C2	3	2	60.516	0.124	15	LGM

Avg. t_{ply} [in]	Strength _{norm} [ksi]
0.0087	70.319
0.0088	67.381
0.0089	69.249
0.0088	66.543
0.0088	66.003
0.0090	68.763
0.0088	71.229
0.0087	70.656
0.0086	66.082
0.0087	64.916
0.0088	72.553
0.0088	68.866
0.0087	64.695
0.0088	65.968
0.0089	64.944
0.0083	69.248
0.0083	61.707
0.0083	58.942

Average 65.498
 Standard Dev. 3.001
 Coeff. of Var. [%] 4.582
 Min. 60.516
 Max. 71.011
 Number of Spec. 18

Average_{norm} 0.0087 67.115
 Standard Dev._{norm} 3.427
 Coeff. of Var. [%]_{norm} 5.106
 Min. 0.0083 58.942
 Max. 0.0090 72.553
 Number of Spec. 18



4.17 Filled-Hole Tension 1 Properties

**Laminate Filled Hole Tension Properties (FHT1) -- (CTD)
Strength**
TCAC 12k HTS40 / TC250 - 42% RC

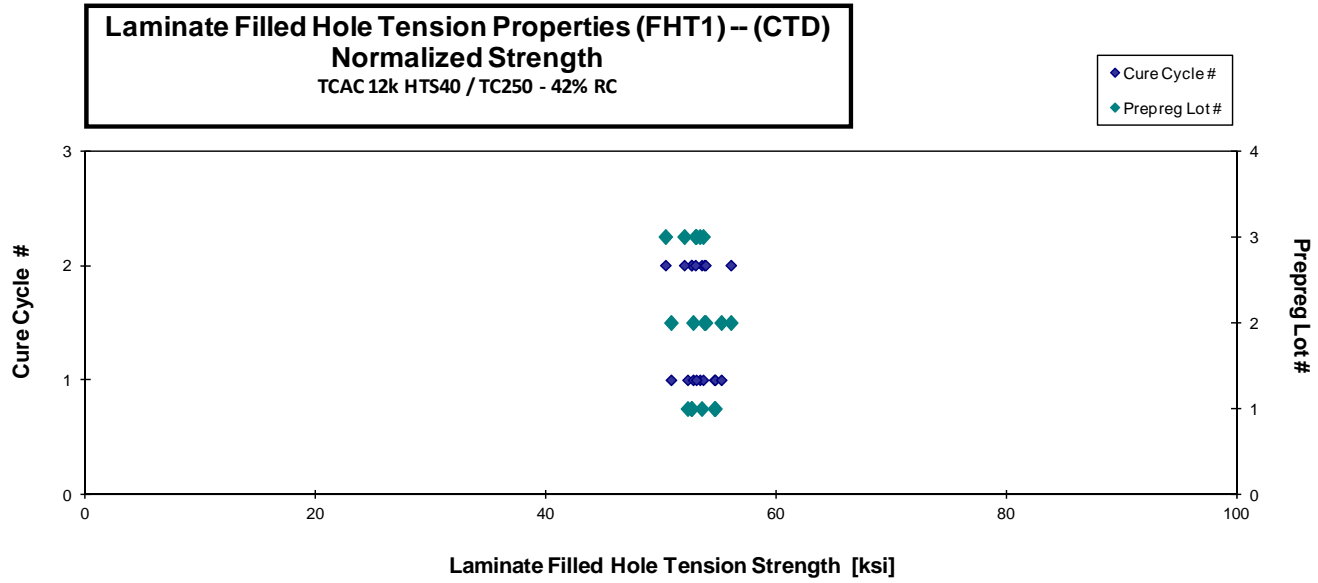
normalizing t_{ply}
[in]
0.0085

Specimen Number	TCAC Batch #	TCAC Cure Cycle	Prepreg Lot #	Cure Cycle #	Strength [ksi]	Avg. Specimen Thickn. [in]	# Plies in Laminate	Failure Mode
TG4A117B	A	C1	1	1	52.443	0.142	16	LGM
TG4A118B	A	C1	1	1	52.902	0.141	16	LGM
TG4A119B	A	C1	1	1	51.865	0.137	16	LGM
TG4A217B	A	C2	1	2	50.703	0.141	16	LGM
TG4A218B	A	C2	1	2	51.529	0.139	16	LGM
TG4A219B	A	C2	1	2	51.688	0.141	16	LGM
TG4B116B	B	C1	2	1	48.828	0.142	16	LGM
TG4B117B	B	C1	2	1	53.568	0.140	16	LGM
TG4B119B	B	C1	2	1	52.184	0.138	16	LGM
TG4B217B	B	C2	2	2	54.497	0.140	16	LGM
TG4B218B	B	C2	2	2	52.741	0.139	16	LGM
TG4B219B	B	C2	2	2	52.651	0.139	16	LGM
TG4C117B	C	C1	3	1	51.601	0.141	16	LGM
TG4C118B	C	C1	3	1	51.707	0.141	16	LGM
TG4C119B	C	C1	3	1	51.834	0.139	16	LGM
TG4C21BB	C	C2	3	2	50.570	0.142	16	LGM
TG4C21DB	C	C2	3	2	48.544	0.141	16	LGM
TG4C21EB	C	C2	3	2	50.009	0.141	16	LGM

Avg. t_{ply} [in]	Strength _{norm} [ksi]
0.0089	54.622
0.0088	54.678
0.0086	52.297
0.0088	52.629
0.0087	52.641
0.0088	53.519
0.0089	50.857
0.0088	55.223
0.0086	52.779
0.0087	56.053
0.0087	53.749
0.0087	53.851
0.0088	53.365
0.0088	53.646
0.0087	53.047
0.0089	52.968
0.0088	50.376
0.0088	52.007

Average 51.659
Standard Dev. 1.513
Coeff. of Var. [%] 2.929
Min. 48.544
Max. 54.497
Number of Spec. 18

Average_{norm} 0.0088 53.239
Standard Dev._{norm} 1.416
Coeff. of Var. [%]_{norm} 2.659
Min. 0.0086 50.376
Max. 0.0089 56.053
Number of Spec. 18



Laminate Filled Hole Tension Properties (FHT1) -- (RTD)
Strength
 TCAC 12k HTS40 / TC250 - 42% RC

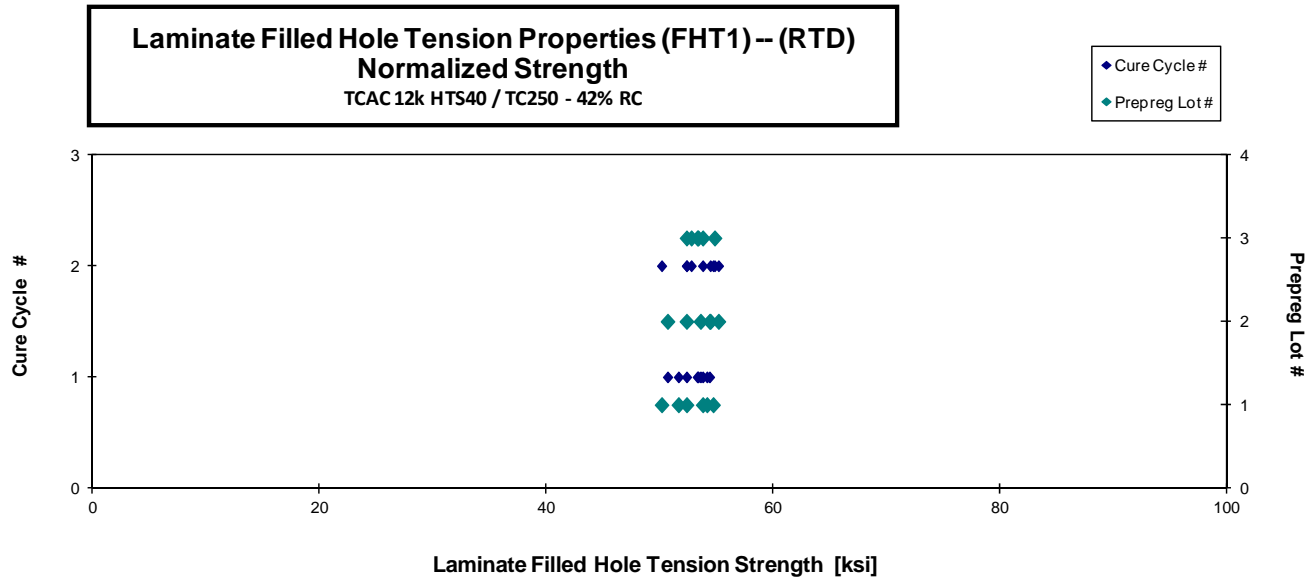
normalizing t_{ply}
 [in]
0.0085

Specimen Number	TCAC Batch #	TCAC Cure Cycle	Prepreg Lot #	Cure Cycle #	Strength [ksi]	Avg. Specimen Thickn. [in]	# Plies in Laminate	Failure Mode
TG4A11CA	A	C1	1	1	51.777	0.142	16	LGM
TG4A11DA	A	C1	1	1	49.321	0.143	16	LGM
TG4A11EA	A	C1	1	1	51.735	0.141	16	LGM
TG4A21CA	A	C2	1	2	52.075	0.143	16	LGM
TG4A21DA	A	C2	1	2	49.320	0.144	16	LGM
TG4A21EA	A	C2	1	2	47.611	0.143	16	LGM
TG4B111A	B	C1	2	1	52.921	0.138	16	LGM
TG4B112A	B	C1	2	1	49.324	0.140	16	LGM
TG4B113A	B	C1	2	1	52.132	0.142	16	LGM
TG4B21CA	B	C2	2	2	52.807	0.142	16	LGM
TG4B21DA	B	C2	2	2	52.108	0.142	16	LGM
TG4B21EA	B	C2	2	2	50.442	0.141	16	LGM
TG4C11CA	C	C1	3	1	50.564	0.144	16	LGM
TG4C11DA	C	C1	3	1	50.693	0.143	16	LGM
TG4C11EA	C	C1	3	1	49.872	0.143	16	LGM
TG4C211A	C	C2	3	2	51.948	0.141	16	LGM
TG4C215A	C	C2	3	2	52.560	0.142	16	LGM
TG4C218A	C	C2	3	2	51.314	0.140	16	LGM

Avg. t_{ply} [in]	Strength _{norm} [ksi]
0.0089	54.188
0.0089	51.678
0.0088	53.821
0.0089	54.736
0.0090	52.397
0.0090	50.196
0.0086	53.621
0.0087	50.720
0.0089	54.420
0.0089	55.208
0.0089	54.490
0.0088	52.389
0.0090	53.414
0.0089	53.345
0.0089	52.390
0.0088	53.820
0.0089	54.866
0.0087	52.804

Average 51.029
 Standard Dev. 1.475
 Coeff. of Var. [%] 2.890
 Min. 47.611
 Max. 52.921
 Number of Spec. 18

Average_{norm} 0.0089 53.250
 Standard Dev._{norm} 1.412
 Coeff. of Var. [%]_{norm} 2.651
 Min. 0.0086 50.196
 Max. 0.0090 55.208
 Number of Spec. 18



Laminate Filled Hole Tension Properties (FHT1) -- (ETW)
Strength
 TCAC 12k HTS40 / TC250 - 42% RC

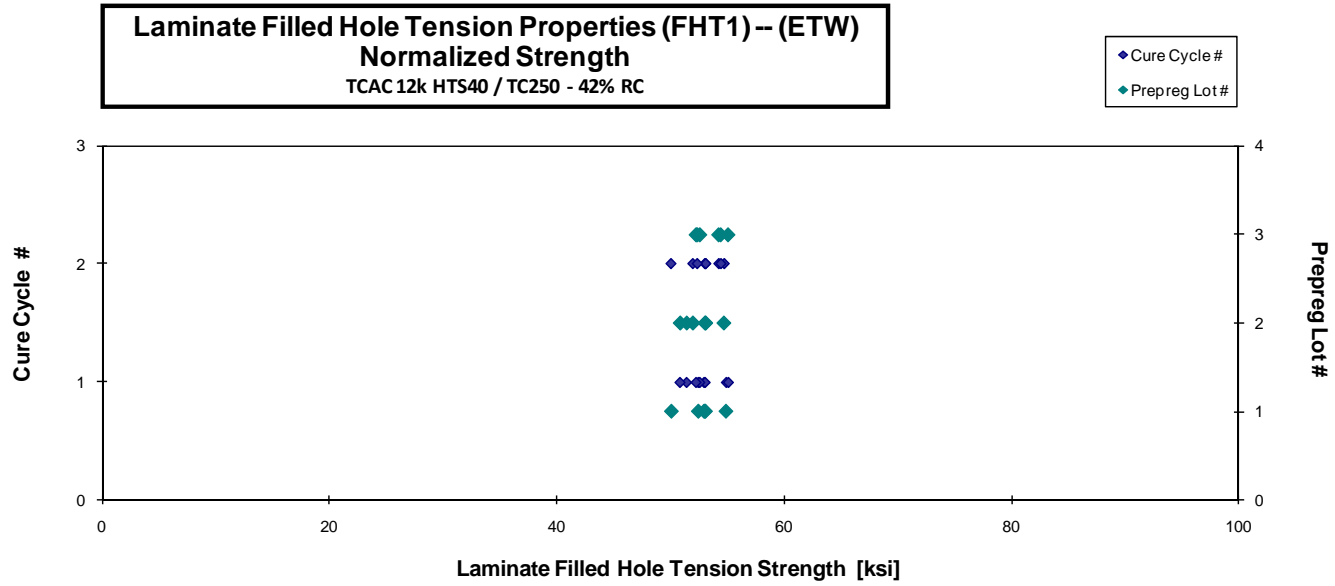
normalizing t_{ply}
 [in]
 0.0085

Specimen Number	TCAC Batch #	TCAC Cure Cycle	Prepreg Lot #	Cure Cycle #	Strength [ksi]	Avg. Specimen Thickn. [in]	# Plies in Laminate	Failure Mode
TG4A113F	A	C1	1	1	50.054	0.143	16	LGM
TG4A114F	A	C1	1	1	50.469	0.143	16	LGM
TG4A115F	A	C1	1	1	52.283	0.143	16	LGM
TG4A214F	A	C2	1	2	51.239	0.141	16	LGM
TG4A215F	A	C2	1	2	47.677	0.143	16	LGM
TG4A216F	A	C2	1	2	50.490	0.143	16	LGM
TG4B11BF	B	C1	2	1	51.401	0.140	16	LGM
TG4B11CF	B	C1	2	1	49.671	0.141	16	LGM
TG4B11DF	B	C1	2	1	48.965	0.141	16	LGM
TG4B211F	B	C2	2	2	51.321	0.141	16	LGM
TG4B212F	B	C2	2	2	52.982	0.140	16	LGM
TG4B213F	B	C2	2	2	49.855	0.142	16	LGM
TG4C111F	C	C1	3	1	51.600	0.139	16	LGM
TG4C112F	C	C1	3	1	53.255	0.141	16	LGM
TG4C113F	C	C1	3	1	49.286	0.144	16	LGM
TG4C212F	C	C2	3	2	51.713	0.143	16	LGM
TG4C213F	C	C2	3	2	51.717	0.143	16	LGM
TG4C214F	C	C2	3	2	50.136	0.142	16	LGM

Avg. t_{ply} [in]	Strength _{norm} [ksi]
0.0089	52.452
0.0089	52.961
0.0089	54.910
0.0088	53.085
0.0089	50.049
0.0089	53.027
0.0088	53.051
0.0088	51.418
0.0088	50.838
0.0088	53.107
0.0088	54.729
0.0089	51.969
0.0087	52.580
0.0088	55.096
0.0090	52.252
0.0089	54.255
0.0089	54.443
0.0089	52.354

Average **50.784**
 Standard Dev. **1.433**
 Coeff. of Var. [%] **2.822**
 Min. **47.677**
 Max. **53.255**
 Number of Spec. **18**

Average_{norm} **0.0089** **52.921**
 Standard Dev._{norm} **1.393**
 Coeff. of Var. [%]_{norm} **2.633**
 Min. **0.0087** **50.049**
 Max. **0.0090** **55.096**
 Number of Spec. **18**



4.18 Filled-Hole Tension 2 Properties

Laminate Filled Hole Tension Properties (FHT2) -- (CTD)
Strength
 TCAC 12k HTS40 / TC250 - 42% RC

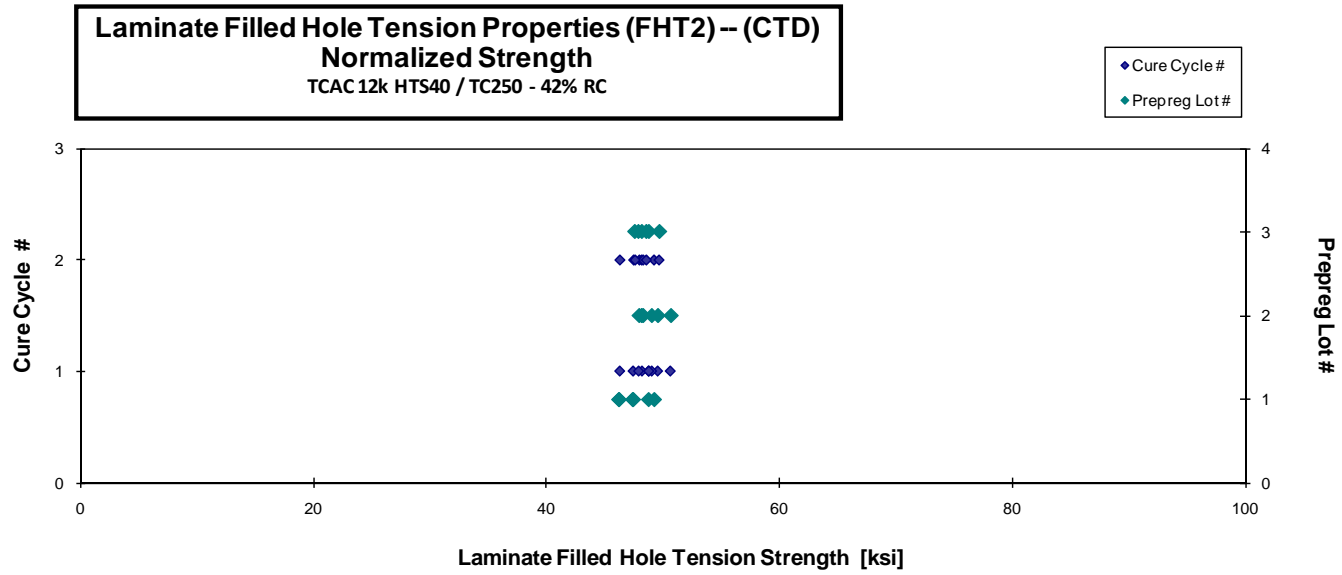
normalizing t_{ply}
 [in]
0.0085

Specimen Number	TCAC Batch #	TCAC Cure Cycle	Prepreg Lot #	Cure Cycle #	Strength [ksi]	Avg. Specimen Thicken. [in]	# Plies in Laminate	Failure Mode
TG5A116B	A	C1	1	1	45.054	0.179	20	MGM
TG5A117B	A	C1	1	1	43.554	0.181	20	MGM
TG5A119B	A	C1	1	1	47.424	0.175	20	MGM
TG5A217B	A	C2	1	2	45.571	0.177	20	MGM
TG5A218B	A	C2	1	2	48.040	0.174	20	AGM
TG5A219B	A	C2	1	2	44.784	0.176	20	MGM
TG5B117B	B	C1	2	1	48.841	0.176	20	AGM
TG5B118B	B	C1	2	1	48.832	0.173	20	AGM
TG5B119B	B	C1	2	1	47.857	0.174	20	AGM
TG5B217B	B	C2	2	2	46.387	0.176	20	AGM
TG5B218B	B	C2	2	2	46.780	0.175	20	AGM
TG5B21BB	B	C2	2	2	46.064	0.178	20	AGM
TG5C117B	C	C1	3	1	45.965	0.178	20	LGM
TG5C118B	C	C1	3	1	47.560	0.174	20	LGM
TG5C119B	C	C1	3	1	46.861	0.174	20	LGM
TG5C216B	C	C2	3	2	46.324	0.178	20	LGM
TG5C217B	C	C2	3	2	48.118	0.176	20	LGM
TG5C218B	C	C2	3	2	46.258	0.175	20	LGM

Avg. t_{ply} [in]	Strength _{norm} [ksi]
0.0089	47.435
0.0090	46.270
0.0087	48.782
0.0089	47.483
0.0087	49.259
0.0088	46.286
0.0088	50.671
0.0086	49.570
0.0087	49.053
0.0088	47.983
0.0088	48.188
0.0089	48.317
0.0089	48.205
0.0087	48.800
0.0087	47.913
0.0089	48.586
0.0088	49.694
0.0087	47.614

Average 46.682
 Standard Dev. 1.425
 Coeff. of Var. [%] 3.052
 Min. 43.554
 Max. 48.841
 Number of Spec. 18

Average_{norm} 0.0088 48.339
 Standard Dev._{norm} 1.126
 Coeff. of Var. [%]_{norm} 2.328
 Min. 0.0086 46.270
 Max. 0.0090 50.671
 Number of Spec. 18



Laminate Filled Hole Tension Properties (FHT2) -- (RTD)
Strength
 TCAC 12k HTS40 / TC250 - 42% RC

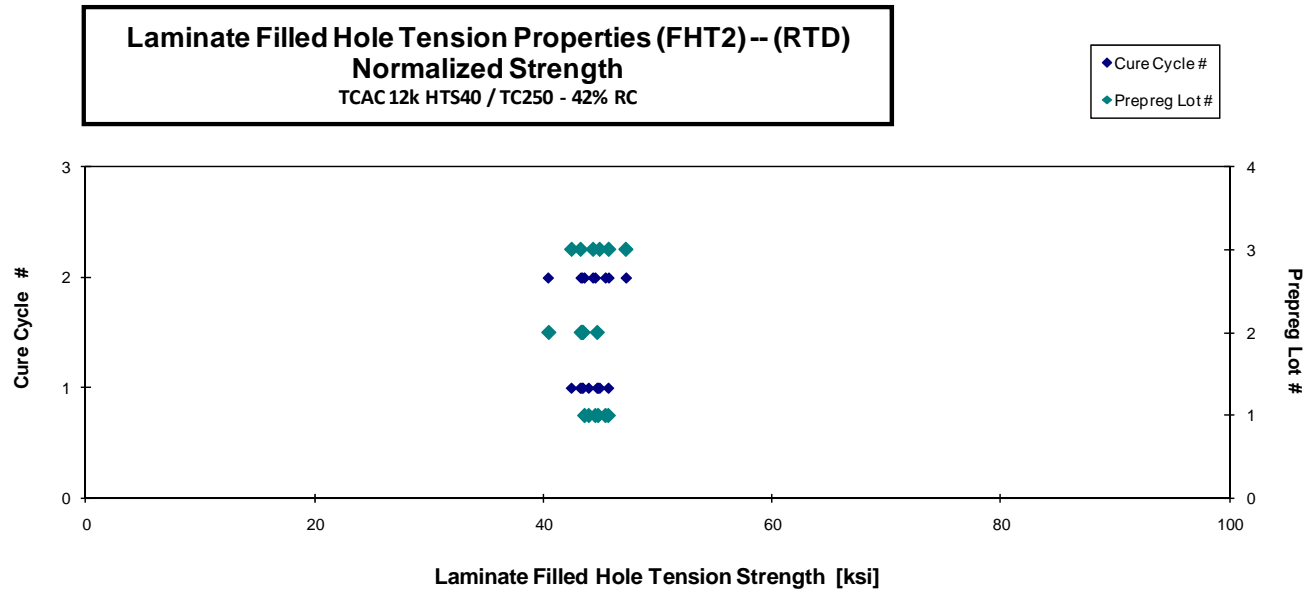
normalizing t_{ply}
 [in]
0.0085

Specimen Number	TCAC Batch #	TCAC Cure Cycle	Prepreg Lot #	Cure Cycle #	Strength [ksi]	Avg. Specimen Thickn. [in]	# Plies in Laminate	Failure Mode
TG5A11CA	A	C1	1	1	42.380	0.180	20	AGM
TG5A11DA	A	C1	1	1	41.458	0.180	20	AGM
TG5A11EA	A	C1	1	1	43.104	0.180	20	LGM
TG5A21CA	A	C2	1	2	43.397	0.178	20	LGM
TG5A21DA	A	C2	1	2	41.583	0.178	20	AGM
TG5A21EA	A	C2	1	2	42.568	0.178	20	LGM
TG5B11CA	B	C1	2	1	41.725	0.177	20	LGM
TG5B11DA	B	C1	2	1	42.759	0.178	20	LGM
TG5B11EA	B	C1	2	1	41.471	0.178	20	LGM
TG5B21CA	B	C2	2	2	38.450	0.179	20	LGM
TG5B21DA	B	C2	2	2	41.392	0.178	20	LGM
TG5B21EA	B	C2	2	2	41.078	0.179	20	LGM
TG5C11CA	C	C1	3	1	42.888	0.178	20	AGM
TG5C11DA	C	C1	3	1	41.361	0.178	20	AGM/LGM
TG5C11EA	C	C1	3	1	40.696	0.177	20	AGM
TG5C21CA	C	C2	3	2	43.173	0.180	20	AGM/LGM
TG5C21DA	C	C2	3	2	44.743	0.179	20	AGM/LGM
TG5C21EA	C	C2	3	2	42.325	0.178	20	AGM/LGM

Avg. t_{ply} [in]	Strength _{norm} [ksi]
0.0090	44.786
0.0090	43.962
0.0090	45.669
0.0089	45.423
0.0089	43.597
0.0089	44.538
0.0089	43.467
0.0089	44.704
0.0089	43.378
0.0089	40.470
0.0089	43.413
0.0090	43.301
0.0089	44.919
0.0089	43.251
0.0089	42.467
0.0090	45.704
0.0090	47.204
0.0089	44.345

Average 42.031
 Standard Dev. 1.345
 Coeff. of Var. [%] 3.200
 Min. 38.450
 Max. 44.743
 Number of Spec. 18

Average_{norm} 0.0089 44.144
 Standard Dev._{norm} 1.475
 Coeff. of Var. [%]_{norm} 3.342
 Min. 0.0089 40.470
 Max. 0.0090 47.204
 Number of Spec. 18



**Laminate Filled Hole Tension Properties (FHT2) -- (ETW)
Strength**
TCAC 12k HTS40 / TC250 - 42% RC

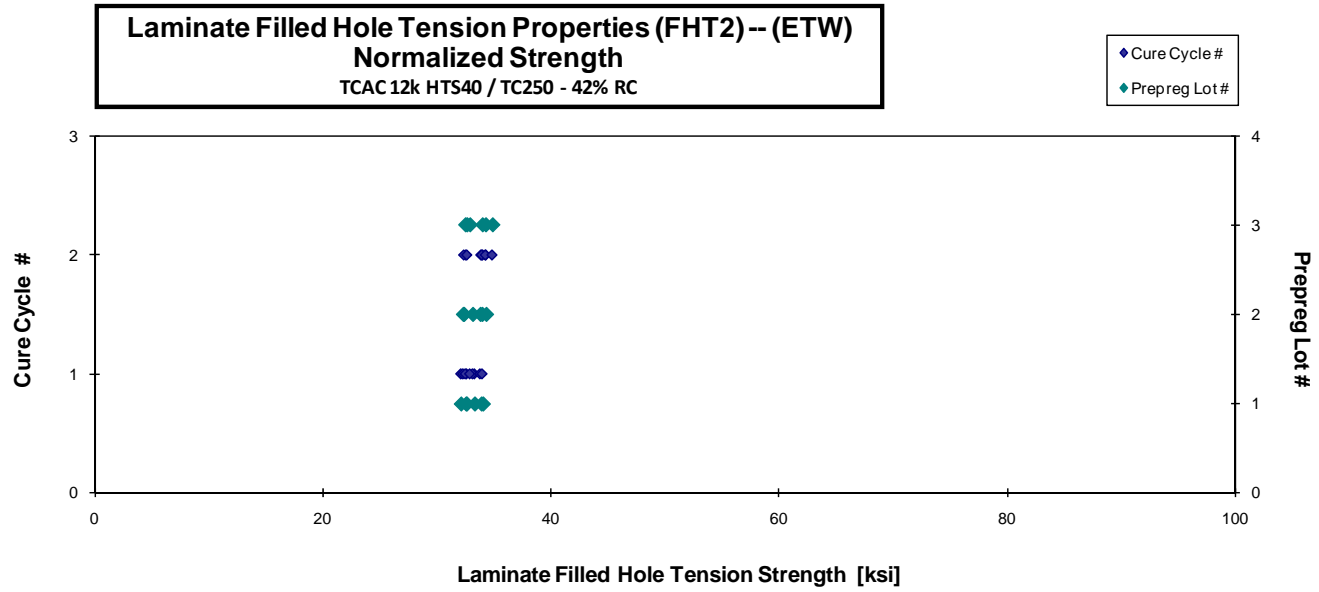
normalizing t_{ply}
[in]
0.0085

Specimen Number	TCAC Batch #	TCAC Cure Cycle	Prepreg Lot #	Cure Cycle #	Strength [ksi]	Avg. Specimen Thickn. [in]	# Plies in Laminate	Failure Mode
TG5A111F	A	C1	1	1	30.906	0.179	20	AGM
TG5A112F	A	C1	1	1	30.833	0.177	20	AGM
TG5A113F	A	C1	1	1	31.994	0.177	20	AGM
TG5A211F	A	C2	1	2	32.982	0.175	20	AGM
TG5A212F	A	C2	1	2	32.605	0.177	20	AGM
TG5A216F	A	C2	1	2	31.068	0.178	20	AGM
TG5B112F	B	C1	2	1	31.874	0.177	20	AGM
TG5B113F	B	C1	2	1	31.260	0.176	20	AGM
TG5B114F	B	C1	2	1	32.586	0.176	20	AGM
TG5B211F	B	C2	2	2	33.584	0.174	20	AGM
TG5B212F	B	C2	2	2	31.353	0.176	20	AGM
TG5B216F	B	C2	2	2	32.674	0.177	20	AGM
TG5C114F	C	C1	3	1	32.077	0.180	20	AGM
TG5C115F	C	C1	3	1	31.031	0.178	20	AGM
TG5C116F	C	C1	3	1	31.416	0.178	20	AGM
TG5C212F	C	C2	3	2	31.340	0.177	20	AGM
TG5C213F	C	C2	3	2	32.573	0.179	20	LGM
TG5C214F	C	C2	3	2	32.896	0.180	20	AGM

Avg. t_{ply} [in]	Strength _{norm} [ksi]
0.0090	32.618
0.0089	32.118
0.0088	33.302
0.0088	34.030
0.0088	33.881
0.0089	32.551
0.0088	33.137
0.0088	32.299
0.0088	33.794
0.0087	34.305
0.0088	32.373
0.0088	33.956
0.0090	33.980
0.0089	32.501
0.0089	32.895
0.0089	32.643
0.0089	34.265
0.0090	34.854

Average 31.947
Standard Dev. 0.835
Coeff. of Var. [%] 2.613
Min. 30.833
Max. 33.584
Number of Spec. 18

Average_{norm} 0.0089 33.306
Standard Dev._{norm} 0.837
Coeff. of Var. [%]_{norm} 2.513
Min. 0.0087 32.118
Max. 0.0090 34.854
Number of Spec. 18



4.19 Filled-Hole Tension 3 Properties

Laminate Filled Hole Tension Properties (FHT3)-- (CTD)
Strength
 TCAC 12k HTS40 / TC250 - 42% RC

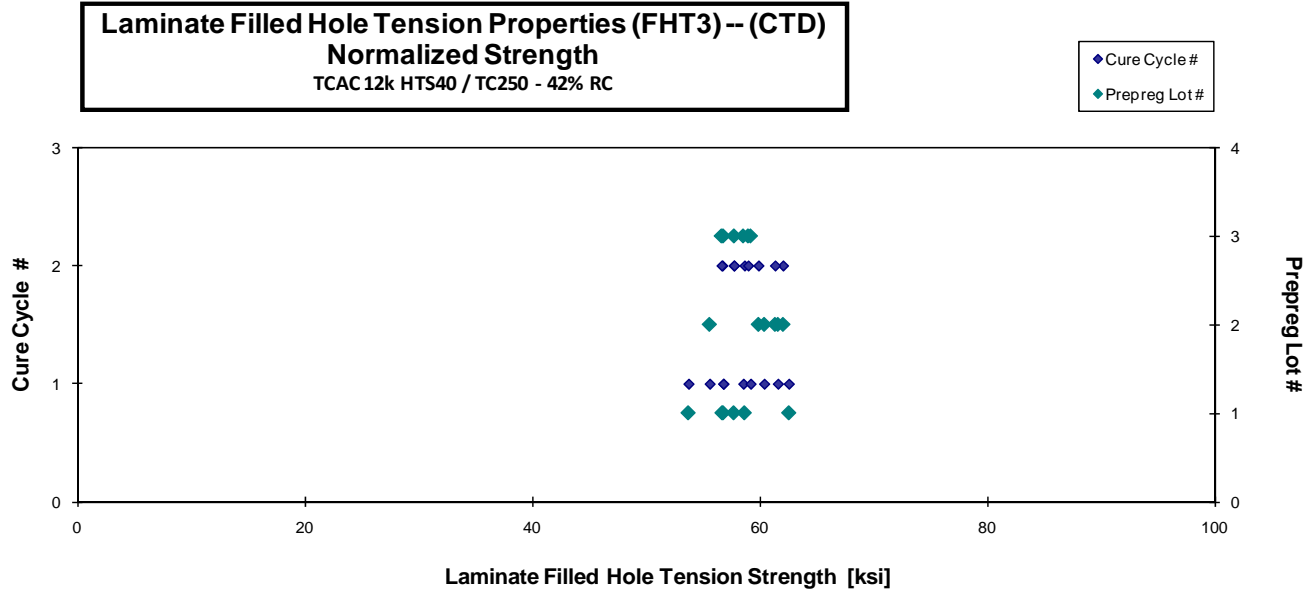
normalizing t_{ply}
 [in]
0.0085

Specimen Number	TCAC Batch #	TCAC Cure Cycle	Prepreg Lot #	Cure Cycle #	Strength [ksi]	Avg. Specimen Thickn. [in]	# Plies in Laminate	Failure Mode
TG6A117B	A	C1	1	1	52.812	0.130	15	LGM
TG6A118B	A	C1	1	1	61.839	0.129	15	LGM
TG6A119B	A	C1	1	1	55.852	0.130	15	LGM
TG6A217B	A	C2	1	2	56.794	0.132	15	LGM
TG6A218B	A	C2	1	2	56.666	0.130	15	LGM
TG6A219B	A	C2	1	2	55.358	0.131	15	LGM
TG6B117B	B	C1	2	1	54.696	0.130	15	LGM
TG6B118B	B	C1	2	1	59.934	0.131	15	LGM
TG6B119B	B	C1	2	1	57.854	0.133	15	LGM
TG6B217B	B	C2	2	2	59.905	0.132	15	LGM
TG6B218B	B	C2	2	2	59.834	0.131	15	LGM
TG6B219B	B	C2	2	2	59.917	0.127	15	LGM
TG6C116B	C	C1	3	1	53.675	0.135	15	LGM
TG6C117B	C	C1	3	1	55.243	0.135	15	LGM
TG6C119B	C	C1	3	1	58.433	0.129	15	LGM
TG6C219B	C	C2	3	2	55.759	0.130	15	LGM
TG6C21AB	C	C2	3	2	56.772	0.132	15	LGM
TG6C21BB	C	C2	3	2	54.934	0.134	15	LGM

Avg. t_{ply} [in]	Strength _{norm} [ksi]
0.0087	53.751
0.0086	62.534
0.0086	56.801
0.0088	58.650
0.0087	57.718
0.0087	56.711
0.0086	55.604
0.0087	61.580
0.0089	60.380
0.0088	62.027
0.0087	61.328
0.0085	59.878
0.0090	56.798
0.0090	58.550
0.0086	59.189
0.0086	56.648
0.0088	58.976
0.0089	57.742

Average **57.015**
 Standard Dev. **2.506**
 Coeff. of Var. [%] **4.396**
 Min. **52.812**
 Max. **61.839**
 Number of Spec. **18**

Average_{norm} **0.0087** **58.604**
 Standard Dev._{norm} **2.385**
 Coeff. of Var. [%]_{norm} **4.070**
 Min. **0.0085** **53.751**
 Max. **0.0090** **62.534**
 Number of Spec. **18**



Laminate Filled Hole Tension Properties (FHT3) -- (RTD)
Strength
 TCAC 12k HTS40 / TC250 - 42% RC

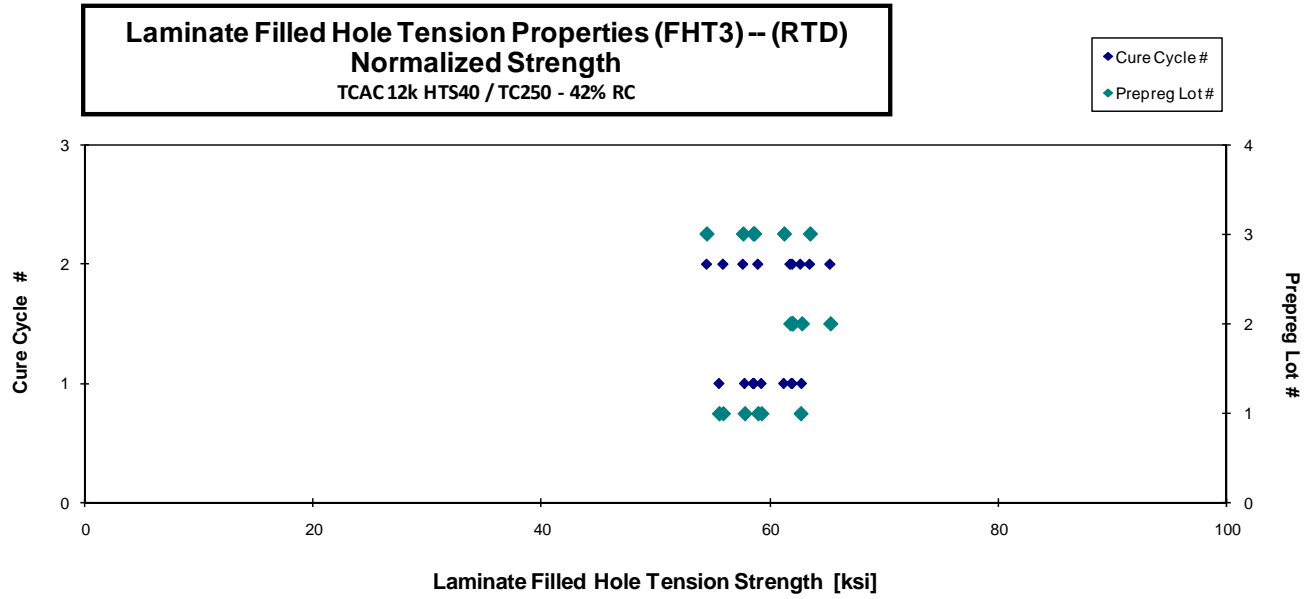
normalizing t_{ply}
 [in]
0.0085

Specimen Number	TCAC Batch #	TCAC Cure Cycle	Prepreg Lot #	Cure Cycle #	Strength [ksi]	Avg. Specimen Thickn. [in]	# Plies in Laminate	Failure Mode
TG6A11CA	A	C1	1	1	52.484	0.135	15	LGM
TG6A11DA	A	C1	1	1	56.489	0.134	15	LGM
TG6A11EA	A	C1	1	1	55.804	0.132	15	LGM
TG6A21CA	A	C2	1	2	56.454	0.133	15	LGM
TG6A21DA	A	C2	1	2	53.066	0.134	15	LGM
TG6A21EA	A	C2	1	2	58.604	0.136	15	LGM
TG6B11CA	B	C1	2	1	59.402	0.133	15	LGM
TG6B11DA	B	C1	2	1	60.062	0.131	15	LGM
TG6B11EA	B	C1	2	1	62.157	0.129	15	LGM
TG6B21CA	B	C2	2	2	62.645	0.133	15	LGM
TG6B21DA	B	C2	2	2	59.296	0.133	15	LGM
TG6B21EA	B	C2	2	2	59.587	0.133	15	LGM
TG6C111A	C	C1	3	1	59.761	0.131	15	LGM
TG6C112A	C	C1	3	1	56.333	0.133	15	LGM
TG6C113A	C	C1	3	1	55.644	0.134	15	LGM
TG6C211A	C	C2	3	2	61.862	0.131	15	LGM
TG6C212A	C	C2	3	2	54.763	0.134	15	LGM
TG6C213A	C	C2	3	2	51.718	0.134	15	LGM

Avg. t_{ply} [in]	Strength _{norm} [ksi]
0.0090	55.537
0.0089	59.251
0.0088	57.781
0.0089	58.948
0.0090	55.883
0.0091	62.687
0.0089	61.980
0.0088	61.899
0.0086	62.790
0.0089	65.290
0.0089	61.784
0.0088	61.978
0.0087	61.230
0.0088	58.616
0.0089	58.525
0.0087	63.504
0.0089	57.633
0.0089	54.443

Average 57.563
 Standard Dev. 3.314
 Coeff. of Var. [%] 5.758
 Min. 51.718
 Max. 62.645
 Number of Spec. 18

Average_{norm} 0.0089 59.987
 Standard Dev._{norm} 3.024
 Coeff. of Var. [%]_{norm} 5.041
 Min. 0.0086 54.443
 Max. 0.0091 65.290
 Number of Spec. 18



Laminate Filled Hole Tension Properties (FHT3) -- (ETW)
Strength
 TCAC 12k HTS40 / TC250 - 42% RC

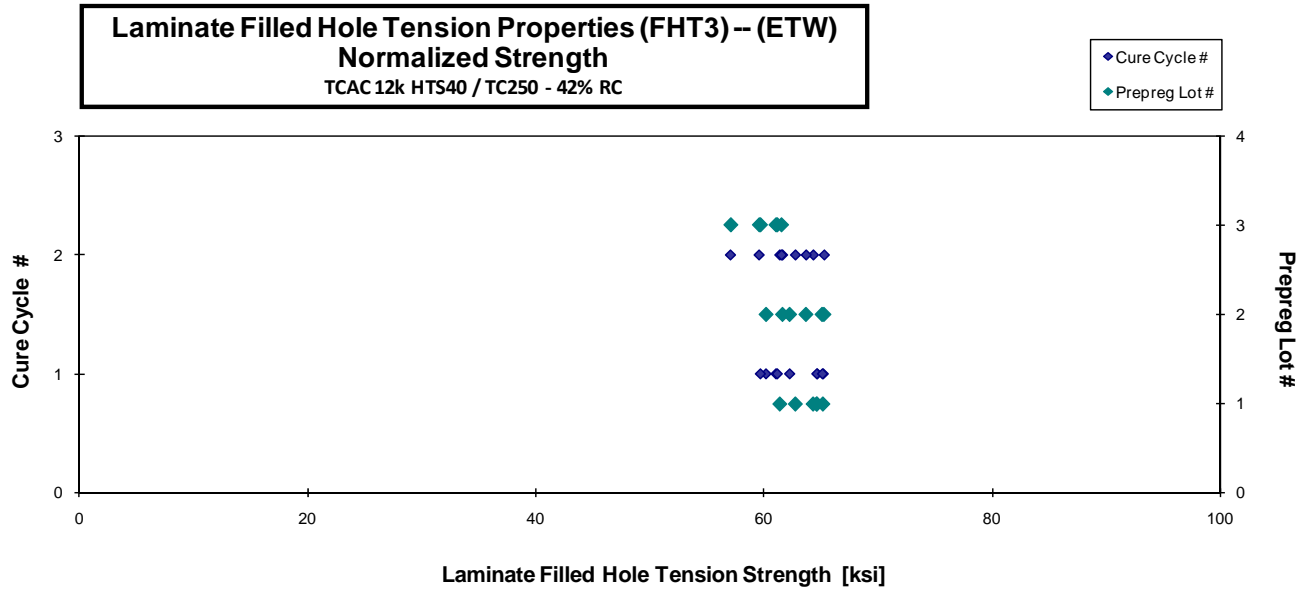
normalizing t_{ply}
 [in]
 0.0085

Specimen Number	TCAC Batch #	TCAC Cure Cycle	Prepreg Lot #	Cure Cycle #	Strength [ksi]	Avg. Specimen Thickn. [in]	# Plies in Laminate	Failure Mode
TG6A111F	A	C1	1	1	63.535	0.130	15	LGM
TG6A112F	A	C1	1	1	63.060	0.132	15	LGM
TG6A115F	A	C1	1	1	61.925	0.133	15	LGM
TG6A211F	A	C2	1	2	61.222	0.131	15	LGM
TG6A212F	A	C2	1	2	62.886	0.130	15	LGM
TG6A213F	A	C2	1	2	59.601	0.131	15	LGM
TG6B111F	B	C1	2	1	64.251	0.129	15	LGM
TG6B112F	B	C1	2	1	59.902	0.132	15	LGM
TG6B113F	B	C1	2	1	57.594	0.133	15	LGM
TG6B211F	B	C2	2	2	60.565	0.130	15	LGM
TG6B212F	B	C2	2	2	61.829	0.131	15	LGM
TG6B213F	B	C2	2	2	62.732	0.133	15	LGM
TG6C11BF	C	C1	3	1	57.260	0.133	15	LGM
TG6C11CF	C	C1	3	1	58.847	0.132	15	LGM
TG6C11DF	C	C1	3	1	58.330	0.134	15	LGM
TG6C21CF	C	C2	3	2	54.180	0.134	15	LGM
TG6C21DF	C	C2	3	2	58.259	0.135	15	LGM
TG6C21EF	C	C2	3	2	56.794	0.134	15	LGM

Avg. t_{ply} [in]	Strength _{norm} [ksi]
0.0087	64.657
0.0088	65.170
0.0089	64.613
0.0087	62.743
0.0087	64.308
0.0088	61.370
0.0086	65.099
0.0088	62.236
0.0089	60.161
0.0086	61.610
0.0088	63.679
0.0088	65.265
0.0089	59.670
0.0088	61.040
0.0089	61.151
0.0090	57.055
0.0090	61.526
0.0089	59.563

Average **60.154**
 Standard Dev. **2.754**
 Coeff. of Var. [%] **4.578**
 Min. **54.180**
 Max. **64.251**
 Number of Spec. **18**

Average_{norm} **0.0088** **62.273**
 Standard Dev._{norm} **2.342**
 Coeff. of Var. [%]_{norm} **3.760**
 Min. **0.0086** **57.055**
 Max. **0.0090** **65.265**
 Number of Spec. **18**



4.20 Open Hole Compression 1 Properties

Laminate Open Hole Compression Properties (OHC1)-- (RTD)
Strength
 TCAC 12k HTS40 / TC250 - 42% RC

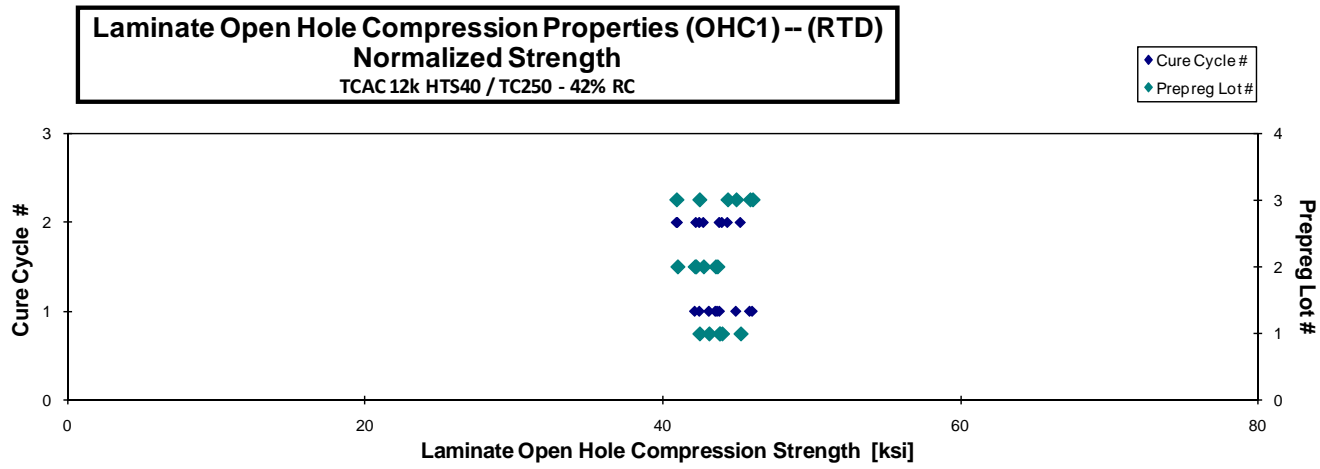
normalizing t_{ply}
 [in]
 0.0085

Specimen Number	TCAC Batch #	TCAC Cure Cycle	Prepreg Lot #	Cure Cycle #	Strength [ksi]	Avg. Specimen Thickn. [in]	# Plies in Laminate	Failure Modes
TGGA116A	A	C1	1	1	41.920	0.178	20	LGM
TGGA117A	A	C1	1	1	41.172	0.175	20	LGM
TGGA118A	A	C1	1	1	42.759	0.171	20	LGM
TGGA216A	A	C2	1	2	42.188	0.177	20	LGM
TGGA217A	A	C2	1	2	43.743	0.176	20	LGM
TGGA218A	A	C2	1	2	43.134	0.173	20	LGM
TGGB116A	B	C1	2	1	41.657	0.178	20	LGM
TGGB117A	B	C1	2	1	41.107	0.174	20	LGM
TGGB118A	B	C1	2	1	43.964	0.169	20	LGM
TGGB216A	B	C2	2	2	40.325	0.178	20	LGM
TGGB217A	B	C2	2	2	39.831	0.175	20	LGM
TGGB218A	B	C2	2	2	42.015	0.173	20	LGM
TGGC115A	C	C1	3	1	43.005	0.182	20	LGM
TGGC116A	C	C1	3	1	43.333	0.180	20	LGM
TGGC117A	C	C1	3	1	43.222	0.177	20	LGM
TGGC215A	C	C2	3	2	38.632	0.180	20	LGM
TGGC216A	C	C2	3	2	42.354	0.178	20	LGM
TGGC217A	C	C2	3	2	41.245	0.175	20	LGM

Avg. t_{ply} [in]	Strength _{norm} [ksi]
0.0089	43.835
0.0088	42.492
0.0086	43.128
0.0088	43.826
0.0088	45.235
0.0087	43.997
0.0089	43.565
0.0087	42.179
0.0084	43.684
0.0089	42.259
0.0088	41.022
0.0087	42.756
0.0091	46.033
0.0090	45.861
0.0088	44.938
0.0090	40.954
0.0089	44.368
0.0088	42.486

Average 41.978
 Standard Dev. 1.419
 Coeff. of Var. [%] 3.380
 Min. 38.632
 Max. 43.964
 Number of Spec. 18

Average_{norm} 0.0088 43.479
 Standard Dev._{norm} 1.474
 Coeff. of Var. [%]_{norm} 3.391
 Min. 0.0084 40.954
 Max. 0.0091 46.033
 Number of Spec. 18



Laminate Open Hole Compression Properties (OHC1) -- (ETW)
Strength
 TCAC 12k HTS40 / TC250 - 42% RC

normalizing t_{ply}
 [in]
 0.0085

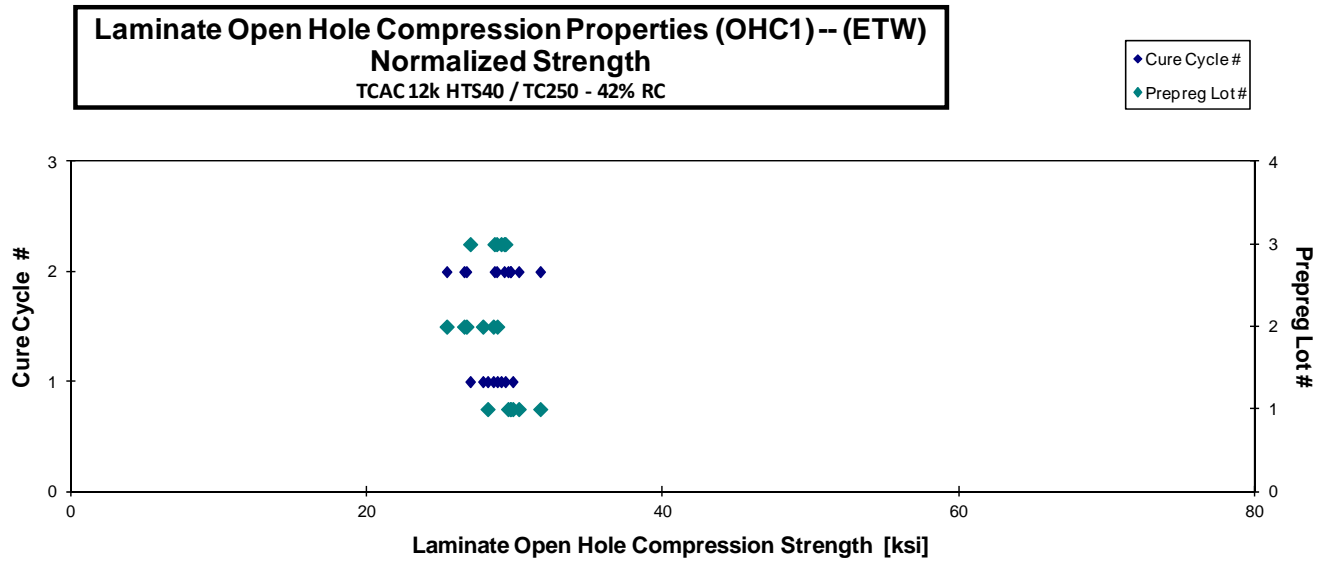
Specimen Number	TCAC Batch #	TCAC Cure Cycle	Prepreg Lot #	Cure Cycle #	Strength [ksi]	Avg. Specimen Thckn. [in]	# Plies in Laminate	Failure Modes
TGGA111F	A	C1	1	1	30.414	0.167	20	LGM
TGGA112F*	A	C1	1	1	*	0.171	20	LGM
TGGA114F*	A	C1	1	1	*	0.178	20	LGM
TGGA115F	A	C1	1	1	26.772	0.179	20	LGM
TGGA211F	A	C2	1	2	29.945	0.172	20	LGM
TGGA212F	A	C2	1	2	30.971	0.174	20	LGM
TGGA213F	A	C2	1	2	28.732	0.176	20	LGM
TGGA214F	A	C2	1	2	28.660	0.176	20	LGM
TGGA215F	A	C2	1	2	28.264	0.177	20	LGM
TGGB111F	B	C1	2	1	28.166	0.172	20	LGM
TGGB112F	B	C1	2	1	27.232	0.174	20	LGM
TGGB113F	B	C1	2	1	27.896	0.175	20	LGM
TGGB211F	B	C2	2	2	25.311	0.170	20	LGM
TGGB212F	B	C2	2	2	25.996	0.174	20	LGM
TGGB213F	B	C2	2	2	25.843	0.176	20	LGM
TGGC111F	C	C1	3	1	28.804	0.171	20	LGM
TGGC112F	C	C1	3	1	26.302	0.174	20	LGM
TGGC113F	C	C1	3	1	28.156	0.177	20	LGM
TGGC211F	C	C2	3	2	28.210	0.172	20	LGM
TGGC212F	C	C2	3	2	28.053	0.174	20	LGM
TGGC213F	C	C2	3	2	27.947	0.178	20	LGM

Avg. t_{ply} [in]	Strength _{norm} [ksi]
0.0083	29.830
0.0086	
0.0089	
0.0089	28.131
0.0086	30.233
0.0087	31.687
0.0088	29.664
0.0088	29.677
0.0089	29.509
0.0086	28.514
0.0087	27.811
0.0088	28.780
0.0085	25.366
0.0087	26.541
0.0088	26.699
0.0086	29.041
0.0087	26.955
0.0089	29.326
0.0086	28.592
0.0087	28.744
0.0089	29.251

*Data point has been censored by engineering judgment.

Average 27.983
 Standard Dev. 1.511
 Coeff. of Var. [%] 5.401
 Min. 25.311
 Max. 30.971
 Number of Spec. 19

Average_{norm} 0.0087 28.650
 Standard Dev._{norm} 1.488
 Coeff. of Var. [%]_{norm} 5.193
 Min. 0.0083 25.366
 Max. 0.0089 31.687
 Number of Spec. 19



4.21 Open Hole Compression 2 Properties

Laminate Open Hole Compression Properties (OHC2) -- (RTD)
Strength
 TCAC 12k HTS40 / TC250 - 42% RC

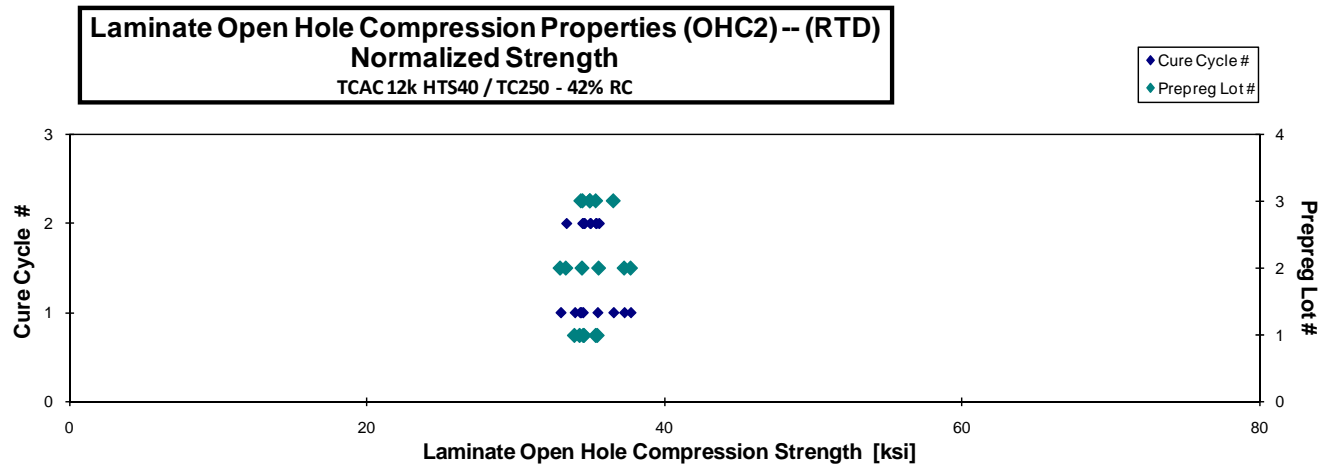
normalizing t_{ply}
 [in]
 0.0085

Specimen Number	TCAC Batch #	TCAC Cure Cycle	Prepreg Lot #	Cure Cycle #	Strength [ksi]	Avg. Specimen Thickn. [in]	# Plies in Laminate	Failure Modes
TGHA115A	A	C1	1	1	32.210	0.179	20	LGM
TGHA116A	A	C1	1	1	34.078	0.177	20	LGM
TGHA117A	A	C1	1	1	33.329	0.175	20	LGM
TGHA216A	A	C2	1	2	33.343	0.176	20	LGM/AGM
TGHA217A	A	C2	1	2	33.709	0.175	20	LGM/AGM
TGHA218A	A	C2	1	2	34.765	0.173	20	LGM/AGM
TGHB116A	B	C1	2	1	36.056	0.178	20	LGM
TGHB117A	B	C1	2	1	36.194	0.175	20	LGM
TGHB118A	B	C1	2	1	32.862	0.171	20	LGM
TGHB216A	B	C2	2	2	34.783	0.174	20	LGM
TGHB217A	B	C2	2	2	34.336	0.171	20	LGM
TGHB218A	B	C2	2	2	34.120	0.166	20	LGM
TGHC115A	C	C1	3	1	34.690	0.179	20	LGM
TGHC116A	C	C1	3	1	32.834	0.178	20	AGM
TGHC117A	C	C1	3	1	33.492	0.175	20	AGM
TGHC215A	C	C2	3	2	33.040	0.180	20	LGM
TGHC216A	C	C2	3	2	33.337	0.179	20	LGM
TGHC217A	C	C2	3	2	34.340	0.175	20	AGM

Avg. t_{ply} [in]	Strength _{norm} [ksi]
0.0090	33.972
0.0089	35.505
0.0088	34.323
0.0088	34.569
0.0087	34.621
0.0087	35.406
0.0089	37.749
0.0088	37.316
0.0085	33.013
0.0087	35.598
0.0085	34.484
0.0083	33.394
0.0090	36.585
0.0089	34.405
0.0088	34.517
0.0090	35.012
0.0089	35.010
0.0088	35.404

Average **33.973**
 Standard Dev. **1.068**
 Coeff. of Var. [%] **3.144**
 Min. **32.210**
 Max. **36.194**
 Number of Spec. **18**

Average_{norm} **0.0088** **35.049**
 Standard Dev._{norm} **1.226**
 Coeff. of Var. [%]_{norm} **3.498**
 Min. **0.0083** **33.013**
 Max. **0.0090** **37.749**
 Number of Spec. **18**



Laminate Open Hole Compression Properties (OHC2) -- (ETW)
Strength
 TCAC 12k HTS40 / TC250 - 42% RC


normalizing t_{ply}
 [in]
 0.0085

Specimen Number	TCAC Batch #	TCAC Cure Cycle	Prepreg Lot #	Cure Cycle #	Strength [ksi]	Avg. Specimen Thickn. [in]	# Plies in Laminate	Failure Modes
TGHA111F	A	C1	1	1	23.083	0.170	20	LGM/AGM
TGHA112F	A	C1	1	1	23.031	0.175	20	LGM/AGM
TGHA113F	A	C1	1	1	23.776	0.180	20	LGM/AGM
TGHA211F	A	C2	1	2	24.233	0.171	20	LGM
TGHA212F	A	C2	1	2	23.735	0.174	20	LGM
TGHA213F	A	C2	1	2	23.851	0.176	20	LGM
TGHB111F	B	C1	2	1	24.987	0.170	20	LGM
TGHB112F	B	C1	2	1	23.708	0.174	20	LGM
TGHB113F	B	C1	2	1	23.116	0.177	20	LGM
TGHB211F	B	C2	2	2	24.547	0.169	20	LGM
TGHB212F	B	C2	2	2	22.371	0.172	20	LGM
TGHB213F	B	C2	2	2	22.019	0.175	20	LGM
TGHC111F	C	C1	3	1	23.448	0.170	20	MGM
TGHC112F	C	C1	3	1	22.854	0.173	20	MGM
TGHC113F	C	C1	3	1	22.656	0.177	20	MGM
TGHC211F	C	C2	3	2	23.285	0.172	20	MGM
TGHC212F	C	C2	3	2	22.968	0.175	20	MGM
TGHC213F	C	C2	3	2	23.805	0.178	20	MGM

Avg. t_{ply} [in]	Strength _{norm} [ksi]
0.0085	23.028
0.0087	23.643
0.0090	25.147
0.0086	24.423
0.0087	24.249
0.0088	24.711
0.0085	25.034
0.0087	24.201
0.0088	24.038
0.0084	24.391
0.0086	22.653
0.0087	22.613
0.0085	23.459
0.0087	23.323
0.0088	23.575
0.0086	23.501
0.0087	23.589
0.0089	24.892

Average 23.415
 Standard Dev. 0.751
 Coeff. of Var. [%] 3.206
 Min. 22.019
 Max. 24.987
 Number of Spec. 18

Average_{norm} 0.0087 23.915
 Standard Dev._{norm} 0.773
 Coeff. of Var. [%]_{norm} 3.231
 Min. 0.0084 22.613
 Max. 0.0090 25.147
 Number of Spec. 18



4.22 Open Hole Compression 3 Properties

Laminate Open Hole Compression Properties (OHC3) -- (RTD)
Strength
 TCAC 12k HTS40 / TC250 - 42% RC

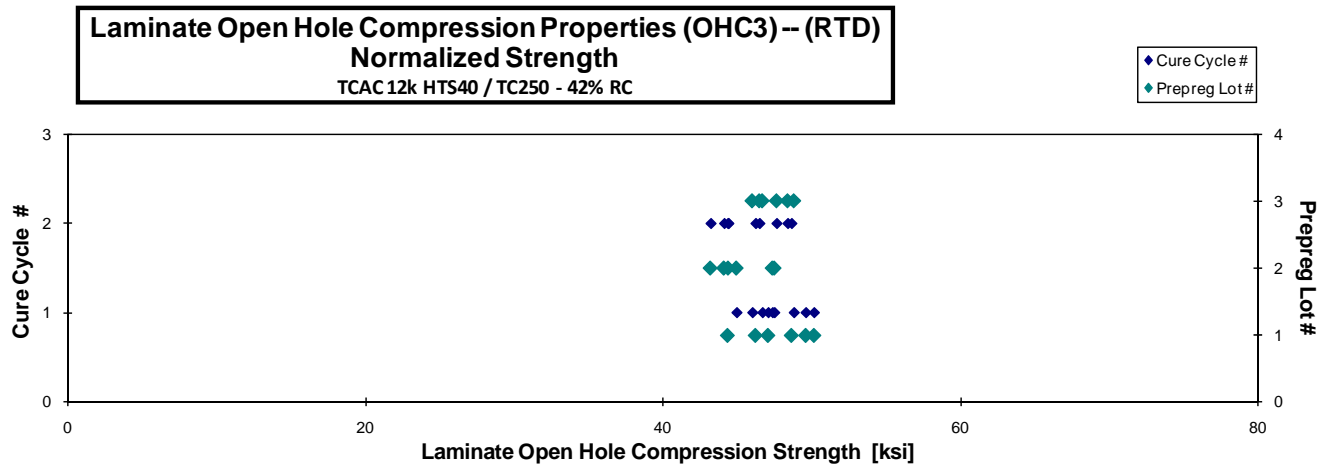
normalizing t_{ply}
 [in]
 0.0085

Specimen Number	TCAC Batch #	TCAC Cure Cycle	Prepreg Lot #	Cure Cycle #	Strength [ksi]	Avg. Specimen Thickn. [in]	# Plies in Laminate	Failure Modes
TGIA115A	A	C1	1	1	47.624	0.179	20	LGM
TGIA116A	A	C1	1	1	47.456	0.178	20	LGM
TGIA117A	A	C1	1	1	45.693	0.175	20	LGM
TGIA216A	A	C2	1	2	46.836	0.176	20	LGM
TGIA217A	A	C2	1	2	45.107	0.174	20	LGM
TGIA218A	A	C2	1	2	44.324	0.170	20	LGM
TGIB116A	B	C1	2	1	43.286	0.176	20	LGM
TGIB117A	B	C1	2	1	46.645	0.173	20	LGM
TGIB118A	B	C1	2	1	46.985	0.171	20	LGM
TGIB216A	B	C2	2	2	41.979	0.179	20	LGM
TGIB217A	B	C2	2	2	41.568	0.177	20	LGM
TGIB218A	B	C2	2	2	43.279	0.174	20	LGM
TGIC115A	C	C1	3	1	43.716	0.181	20	LGM
TGIC116A	C	C1	3	1	43.683	0.179	20	LGM
TGIC117A	C	C1	3	1	47.167	0.176	20	LGM
TGIC215A	C	C2	3	2	45.931	0.179	20	LGM
TGIC216A	C	C2	3	2	44.397	0.178	20	LGM
TGIC217A	C	C2	3	2	46.474	0.174	20	LGM

Avg. t_{ply} [in]	Strength _{norm} [ksi]
0.0089	50.122
0.0089	49.568
0.0088	47.041
0.0088	48.613
0.0087	46.199
0.0085	44.337
0.0088	44.924
0.0086	47.464
0.0086	47.335
0.0089	44.086
0.0088	43.182
0.0087	44.374
0.0091	46.656
0.0089	45.982
0.0088	48.772
0.0089	48.354
0.0089	46.460
0.0087	47.613

Average 45.119
 Standard Dev. 1.908
 Coeff. of Var. [%] 4.230
 Min. 41.568
 Max. 47.624
 Number of Spec. 18

Average_{norm} 0.0088 46.727
 Standard Dev._{norm} 1.981
 Coeff. of Var. [%]_{norm} 4.240
 Min. 0.0085 43.182
 Max. 0.0091 50.122
 Number of Spec. 18



Laminate Open Hole Compression Properties (OHC3)-- (ETW)
Strength
 TCAC12k HTS40 / TC250 - 42% RC

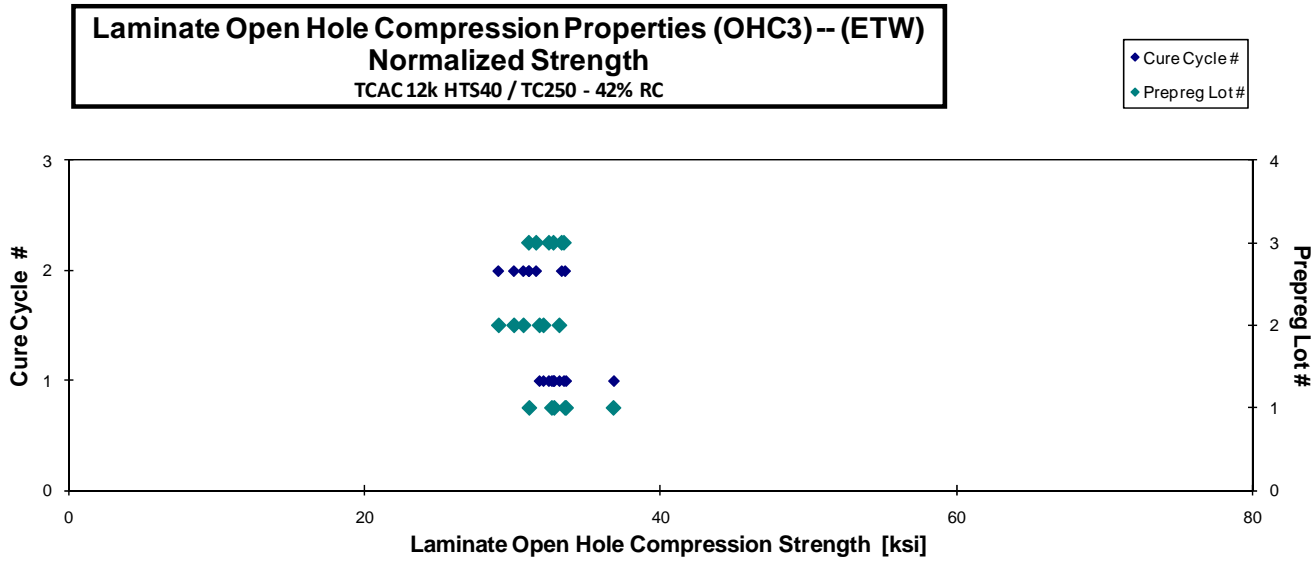
normalizing t_{ply}
 [in]
 0.0085

Specimen Number	TCAC Batch #	TCAC Cure Cycle	Prepreg Lot #	Cure Cycle #	Strength [ksi]	Avg. Specimen Thickn. [in]	# Plies in Laminate	Failure Modes
TGIA111F	A	C1	1	1	36.755	0.171	20	LGM
TGIA112F	A	C1	1	1	32.987	0.173	20	LGM
TGIA113F	A	C1	1	1	31.625	0.177	20	LGM
TGIA212F	A	C2	1	1	32.191	0.173	20	LGM
TGIA213F	A	C2	1	2	30.055	0.176	20	LGM
TGIA214F	A	C2	1	2	32.160	0.178	20	LGM
TGIB111F	B	C1	2	1	31.878	0.170	20	LGM
TGIB112F	B	C1	2	1	32.576	0.173	20	LGM
TGIB113F	B	C1	2	1	31.017	0.176	20	LGM
TGIB211F	B	C2	2	2	30.042	0.170	20	LGM
TGIB212F	B	C2	2	2	28.357	0.174	20	LGM
TGIB213F	B	C2	2	2	29.469	0.177	20	LGM
TGIC111F	C	C1	3	1	33.160	0.172	20	LGM
TGIC112F	C	C1	3	1	31.312	0.176	20	LGM
TGIC113F	C	C1	3	1	30.907	0.180	20	LGM
TGIC211F	C	C2	3	2	33.527	0.169	20	LGM
TGIC212F	C	C2	3	2	30.508	0.173	20	LGM
TGIC213F	C	C2	3	2	30.163	0.178	20	LGM

Avg. t_{ply} [in]	Strength _{norm} [ksi]
0.0085	36.871
0.0087	33.650
0.0088	32.846
0.0086	32.684
0.0088	31.154
0.0089	33.582
0.0085	31.850
0.0087	33.199
0.0088	32.121
0.0085	30.121
0.0087	29.071
0.0089	30.757
0.0086	33.505
0.0088	32.485
0.0090	32.792
0.0085	33.349
0.0087	31.118
0.0089	31.621

Average 31.594
 Standard Dev. 1.885
 Coeff. of Var. [%] 5.965
 Min. 28.357
 Max. 36.755
 Number of Spec. 18

Average_{norm} 0.0087 32.376
 Standard Dev._{norm} 1.703
 Coeff. of Var. [%]_{norm} 5.259
 Min. 0.0085 29.071
 Max. 0.0090 36.871
 Number of Spec. 18



4.23 Filled-Hole Compression 1 Properties

Laminate Filled Hole Compression Properties (FHC1) -- (RTD)
Strength
 TCAC 12k HTS40 / TC250 - 42% RC

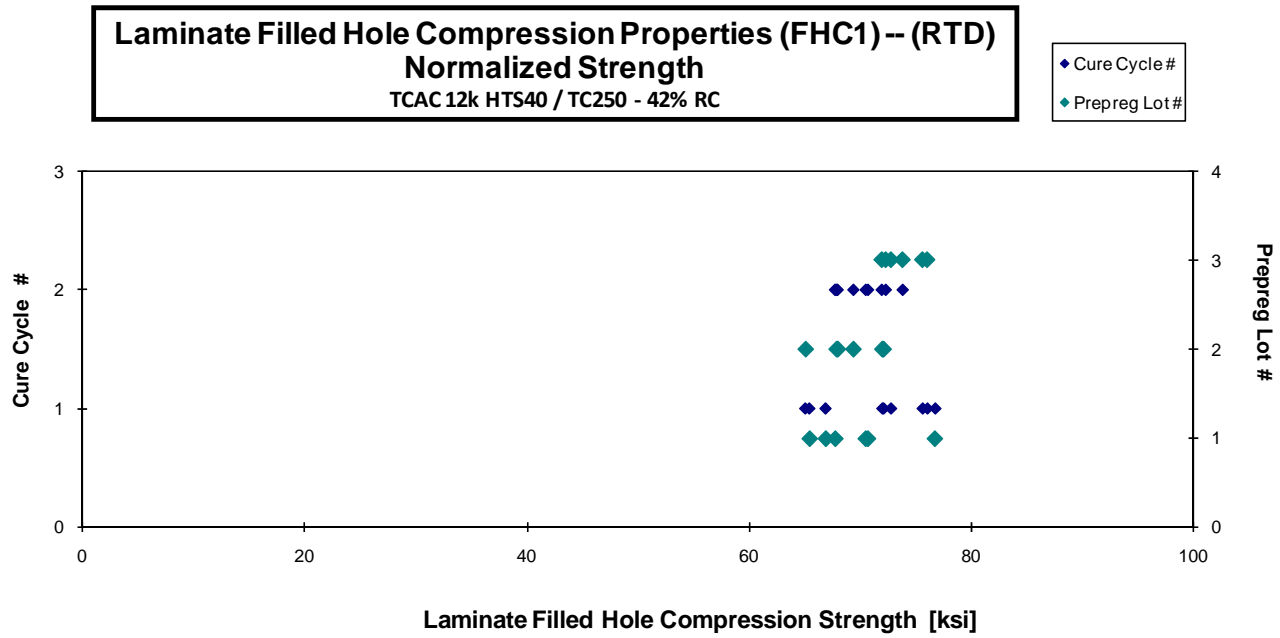
normalizing t_{ply}
[in]
0.0085

Specimen Number	TCAC Batch #	TCAC Cure Cycle	Prepreg Lot #	Cure Cycle #	Strength [ksi]	Avg. Specimen Thickn. [in]	# Plies in Laminate	Failure Mode
TG7A115A	A	C1	1	1	64.309	0.177	20	LGO
TG7A116A	A	C1	1	1	63.317	0.176	20	LGF
TG7A117A	A	C1	1	1	75.644	0.173	20	LGF
TG7A215A	A	C2	1	2	64.773	0.178	20	LGF
TG7A216A	A	C2	1	2	68.471	0.176	20	LGF
TG7A217A	A	C2	1	2	68.983	0.174	20	LGF
TG7B116A	B	C1	2	1	69.245	0.177	20	LGF
TG7B117A	B	C1	2	1	69.698	0.176	20	LGF
TG7B118A	B	C1	2	1	63.817	0.173	20	LGF
TG7B215A	B	C2	2	2	64.499	0.179	20	LGF
TG7B216A	B	C2	2	2	64.568	0.179	20	LGF
TG7B217A	B	C2	2	2	66.625	0.177	20	LGF
TG7C115A	C	C1	3	1	67.794	0.182	20	LGF
TG7C116A	C	C1	3	1	71.418	0.181	20	LGF
TG7C117A	C	C1	3	1	72.284	0.178	20	LGF
TG7C215A	C	C2	3	2	69.009	0.182	20	MGF
TG7C216A	C	C2	3	2	68.407	0.180	20	LGF
TG7C217A	C	C2	3	2	68.614	0.178	20	LGF

Avg. t_{ply} [in]	Strength _{norm} [ksi]
0.0088	66.875
0.0088	65.415
0.0086	76.756
0.0089	67.732
0.0088	70.699
0.0087	70.491
0.0089	72.110
0.0088	71.994
0.0087	65.050
0.0090	67.964
0.0089	67.854
0.0089	69.382
0.0091	72.766
0.0091	76.047
0.0089	75.621
0.0091	73.819
0.0090	72.297
0.0089	71.937

Average 67.860
Standard Dev. 3.296
Coeff. of Var. [%] 4.858
Min. 63.317
Max. 75.644
Number of Spec. 18

Average_{norm} 0.0089 **70.823**
Standard Dev._{norm} **3.528**
Coeff. of Var. [%]_{norm} **4.982**
Min. 0.0086 **65.050**
Max. 0.0091 **76.756**
Number of Spec. **18**



Laminate Filled Hole Compression Properties (FHC1) -- (ETW)
Strength
 TCAC 12k HTS40 / TC250 - 42% RC

normalizing t_{ply}
 [in]
0.0085

Specimen Number	TCAC Batch #	TCAC Cure Cycle	Prepreg Lot #	Cure Cycle #	Strength [ksi]	Avg. Specimen Thicken. [in]	# Plies in Laminate	Failure Mode
TG7A112F	A	C1	1	1	44.359	0.173	20	LGF
TG7A113F	A	C1	1	1	43.884	0.178	20	LGF
TG7A114F	A	C1	1	1	42.190	0.179	20	LGF
TG7A212F	A	C2	1	2	39.891	0.173	20	LGF
TG7A213F	A	C2	1	2	38.123	0.176	20	LGF
TG7A214F*	A	C2	1	2		0.178	20	FAILED AT TAB
TG7B111F	B	C1	2	1	47.233	0.173	20	LGF
TG7B112F	B	C1	2	1	43.411	0.174	20	LGF
TG7B113F	B	C1	2	1	44.815	0.176	20	LGF
TG7B211F	B	C2	2	2	45.758	0.171	20	LGO/MGM
TG7B212F	B	C2	2	2	44.915	0.177	20	LGF
TG7B213F	B	C2	2	2	41.941	0.179	20	LGM/LGO
TG7C111F	C	C1	3	1	44.333	0.171	20	LGM
TG7C112F	C	C1	3	1	48.426	0.175	20	LGM
TG7C113F	C	C1	3	1	44.735	0.179	20	LGM
TG7C211F	C	C2	3	2	45.467	0.175	20	LGM
TG7C212F	C	C2	3	2	48.867	0.176	20	LGM
TG7C213F	C	C2	3	2	45.979	0.180	20	LGM

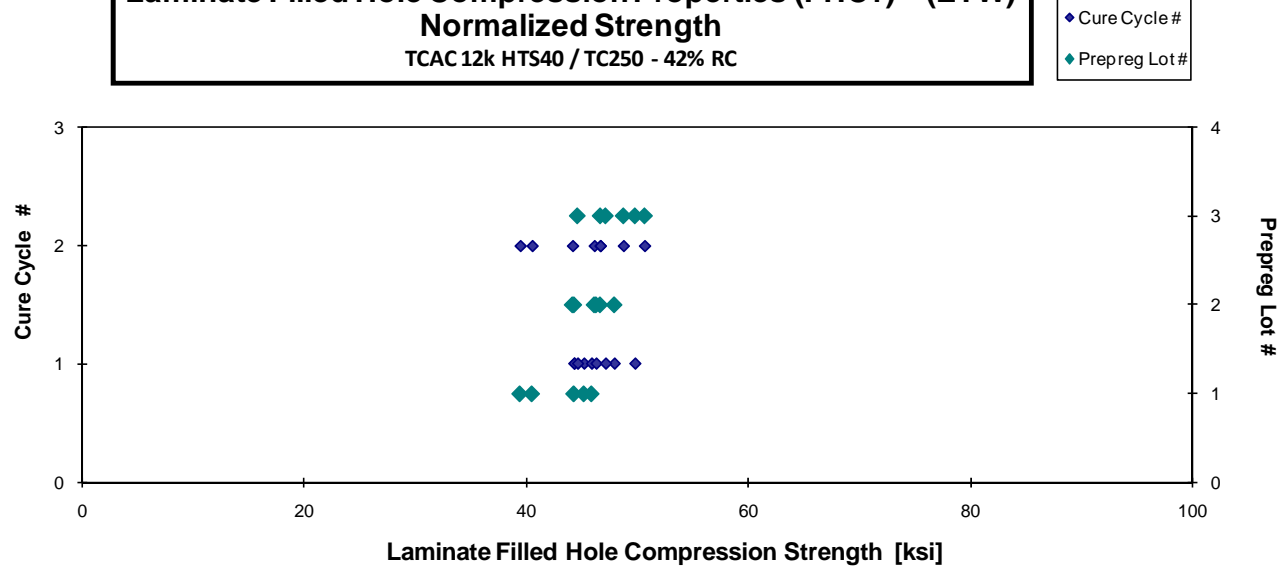
Avg. t_{ply} [in]	Strength _{norm} [ksi]
0.0087	45.211
0.0089	45.898
0.0089	44.304
0.0086	40.512
0.0088	39.427
0.0089	
0.0086	47.960
0.0087	44.322
0.0088	46.313
0.0086	46.153
0.0088	46.681
0.0090	44.178
0.0086	44.633
0.0087	49.832
0.0090	47.169
0.0087	46.697
0.0088	50.707
0.0090	48.787

* Strength removed due to bad failure observed

Average 44.372
 Standard Dev. 2.763
 Coeff. of Var. [%] 6.226
 Min. 38.123
 Max. 48.867
 Number of Spec. 17

Average_{norm} 0.0088 45.811
 Standard Dev._{norm} 2.906
 Coeff. of Var. [%]_{norm} 6.343
 Min. 0.0086 39.427
 Max. 0.0090 50.707
 Number of Spec. 17

Laminate Filled Hole Compression Properties (FHC1)-- (ETW)
Normalized Strength
TCAC 12k HTS40 / TC250 - 42% RC



4.24 Filled-Hole Compression 2 Properties

Laminate Filled Hole Compression Properties (FHC2) -- (RTD)
Strength
 TCAC 12k HTS40 / TC250 - 42% RC

normalizing t_{ply}
 [in]
0.0085

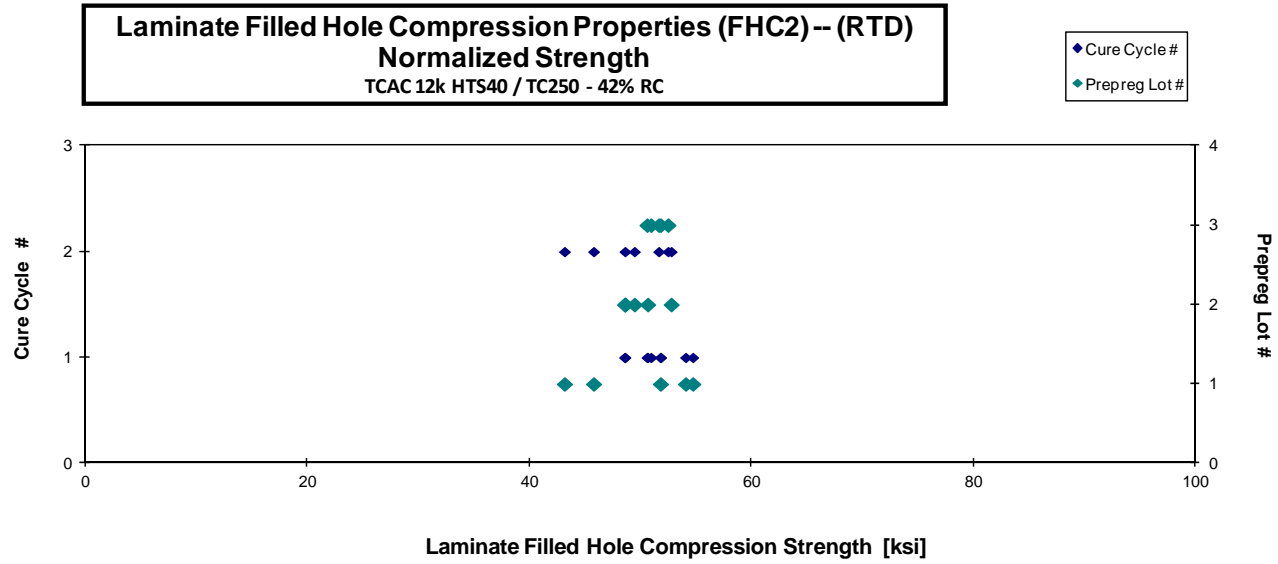
Specimen Number	TCAC Batch #	TCAC Cure Cycle	Prepreg Lot #	Cure Cycle #	Strength [ksi]	Avg. Specimen Thickn. [in]	# Plies in Laminate	Failure Mode
TG8A116A	A	C1	1	1	52.783	0.176	20	LGF
TG8A117A	A	C1	1	1	52.589	0.175	20	LGF
TG8A118A	A	C1	1	1	51.066	0.173	20	LGF
TG8A216A	A	C2	1	2	40.373	0.182	20	LGF
TG8A217A	A	C2	1	2	43.893	0.178	20	LGF
TG8A218A*	A	C2	1	2		0.173	20	BAD FAILURE
TG8B115A	B	C1	2	1	46.733	0.177	20	LGF
TG8B117A	B	C1	2	1	48.122	0.179	20	LGF
TG8B118A	B	C1	2	1	47.739	0.173	20	LGF
TG8B216A	B	C2	2	2	50.432	0.178	20	LGF
TG8B217A	B	C2	2	2	47.981	0.175	20	LGF
TG8B218A	B	C2	2	2	48.175	0.172	20	LGF
TG8C116A	C	C1	3	1	48.996	0.180	20	MGF
TG8C117A	C	C1	3	1	49.035	0.177	20	MGF
TG8C118A	C	C1	3	1	49.570	0.174	20	MGF / LGF
TG8C216A*	C	C2	3	2		0.180	20	LIB
TG8C217A	C	C2	3	2	50.640	0.176	20	LGM
TG8C218A	C	C2	3	2	50.805	0.173	20	LGF

Avg. t_{ply} [in]	Strength _{norm} [ksi]
0.0088	54.771
0.0087	54.120
0.0086	51.862
0.0091	43.211
0.0089	45.838
0.0087	
0.0089	48.662
0.0090	50.708
0.0087	48.637
0.0089	52.830
0.0088	49.514
0.0086	48.666
0.0090	51.868
0.0088	51.001
0.0087	50.649
0.0090	
0.0088	52.537
0.0086	51.696

* Strength removed due to bad failure mode observed

Average 48.683
Standard Dev. 3.140
Coeff. of Var. [%] 6.450
Min. 40.373
Max. 52.783
Number of Spec. 16

Average_{norm} 0.0088 **50.411**
Standard Dev_{norm} **2.970**
Coeff. of Var. [%]_{norm} **5.891**
Min. 0.0086 **43.211**
Max. 0.0091 **54.771**
Number of Spec. 16



Laminate Filled Hole Compression Properties (FHC2) -- (ETW)
Strength
 TCAC 12k HTS40 / TC250 - 42% RC

normalizing t_{ply}
 [in]
 0.0085

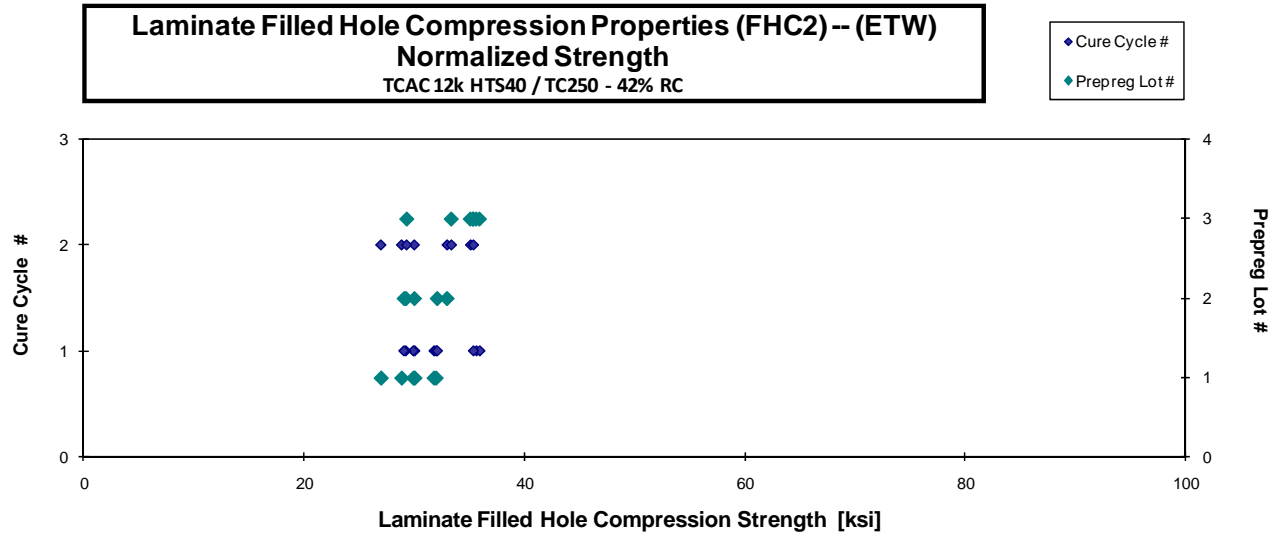
Specimen Number	TCAC Batch #	TCAC Cure Cycle	Prepreg Lot #	Cure Cycle #	Strength [ksi]	Avg. Specimen Thickn. [in]	# Plies in Laminate	Failure Mode
TG8A111F	A	C1	1	1	31.478	0.172	20	LGF
TG8A112F	A	C1	1	1	29.637	0.172	20	LGF
TG8A113F	A	C1	1	1	29.109	0.175	20	LGF
TG8A114F	A	C1	1	1	30.674	0.177	20	LGF
TG8A211F*	A	C2	1	2		0.175	20	FAILED AT TAB
TG8A212F	A	C2	1	2	27.280	0.180	20	LGO
TG8A213F	A	C2	1	2	25.055	0.183	20	LGF
TG8B112F	B	C1	2	1	31.730	0.172	20	LGF
TG8B113F	B	C1	2	1	28.611	0.174	20	LGF
TG8B114F	B	C1	2	1	28.072	0.176	20	LGF
TG8B211F	B	C2	2	2	32.774	0.171	20	LGF
TG8B212F	B	C2	2	2	29.147	0.175	20	LGF
TG8B213F	B	C2	3	2	28.145	0.177	20	LGF
TG8C111F	C	C1	3	1	34.445	0.176	20	LGF
TG8C112F	C	C1	3	1	34.434	0.177	20	LGF
TG8C113F**	C	C1	3	1		0.178	20	
TG8C114F	C	C1	3	1	33.262	0.181	20	LGF
TG8C211F**	C	C2	3	2		0.172	20	
TG8C212F	C	C2	3	2	34.197	0.174	20	LGF
TG8C213F	C	C2	3	2	33.910	0.177	20	LGF
TG8C214F	C	C2	3	2	31.595	0.179	20	LGF

Avg. t_{ply} [in]	Strength _{norm} [ksi]
0.0086	31.802
0.0086	30.049
0.0087	29.929
0.0089	31.988
0.0088	
0.0090	28.866
0.0092	26.993
0.0086	32.085
0.0087	29.247
0.0088	29.079
0.0086	32.973
0.0088	30.008
0.0089	29.315
0.0088	35.614
0.0089	35.916
0.0089	
0.0090	35.346
0.0086	
0.0087	35.089
0.0089	35.343
0.0090	33.354

* Strength removed due to bad failure mode observed
 ** Strength is not reported as unacceptable failure modes was observed

Average 30.753
 Standard Dev. 2.778
 Coeff. of Var. [%] 9.034
 Min. 25.055
 Max. 34.445
 Number of Spec. 18

Average_{norm} 0.0088 31.833
 Standard Dev._{norm} 2.796
 Coeff. of Var. [%]_{norm} 8.784
 Min. 0.0086 26.993
 Max. 0.0092 35.916
 Number of Spec. 18



4.25 Filled-Hole Compression 3 Properties

Laminate Filled Hole Compression Properties (FHC3) -- (RTD)
Strength
 TCAC 12k HTS40 / TC250 - 42% RC

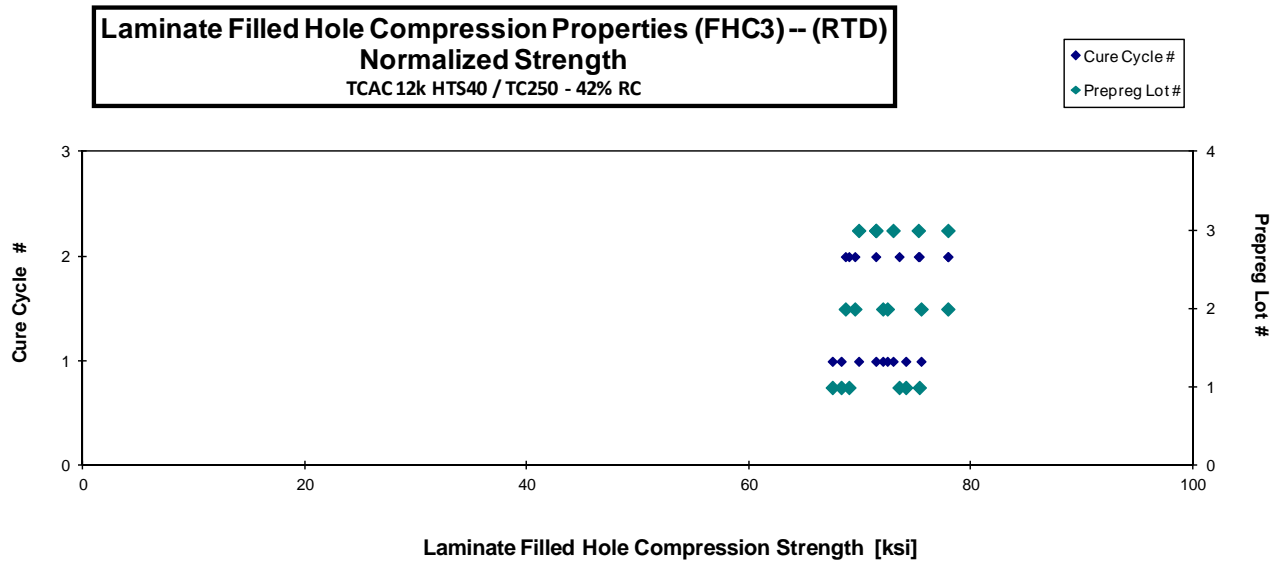
normalizing t_{ply}
 [in]
0.0085

Specimen Number	TCAC Batch #	TCAC Cure Cycle	Prepreg Lot #	Cure Cycle #	Strength [ksi]	Avg. Specimen Thickn. [in]	# Plies in Laminate	Failure Mode
TG9A116A	A	C1	1	1	70.869	0.178	20	LGF
TG9A117A	A	C1	1	1	66.665	0.174	20	LGF
TG9A118A	A	C1	1	1	66.905	0.172	20	LGF
TG9A216A	A	C2	1	2	69.309	0.180	20	LGF
TG9A217A	A	C2	1	2	66.706	0.176	20	LGF
TG9A218A	A	C2	1	2	75.304	0.170	20	LGF
TG9B116A	B	C1	2	1	69.195	0.177	20	LGF
TG9B117A	B	C1	2	1	72.194	0.178	20	LGF
TG9B118A	B	C1	2	1	70.777	0.174	20	LGF
TG9B216A	B	C2	2	2	66.569	0.178	20	LGF
TG9B217A	B	C2	2	2	66.706	0.175	20	LGF
TG9B218A	B	C2	2	2	77.209	0.172	20	LGF
TG9C116A	C	C1	3	1	66.874	0.178	20	LGF
TG9C117A	C	C1	3	1	69.081	0.176	20	LGF
TG9C118A	C	C1	3	1	70.981	0.175	20	LGF
TG9C216A	C	C2	3	2	74.461	0.178	20	LGF
TG9C217A	C	C2	3	2	72.584	0.176	20	LGF
TG9C218A	C	C2	3	2	70.042	0.173	20	LGF

Avg. t_{ply} [in]	Strength _{norm} [ksi]
0.0089	74.114
0.0087	68.292
0.0086	67.496
0.0090	73.515
0.0088	68.989
0.0085	75.333
0.0089	72.045
0.0089	75.492
0.0087	72.449
0.0089	69.525
0.0088	68.674
0.0086	77.905
0.0089	69.870
0.0088	71.417
0.0087	72.971
0.0089	77.914
0.0088	75.246
0.0087	71.408

Average 70.135
Standard Dev. 3.249
Coeff. of Var. [%] 4.632
Min. 66.569
Max. 77.209
Number of Spec. 18

Average_{norm} 0.0088 **72.370**
Standard Dev._{norm} **3.205**
Coeff. of Var. [%]_{norm} **4.429**
Min. 0.0085 **67.496**
Max. 0.0090 **77.914**
Number of Spec. **18**



**Laminate Filled Hole Compression Properties (FHC3) -- (ETW)
Strength
TCAC 12k HTS40 / TC250 - 42% RC**

normalizing t_{ply}
[in]
0.0085

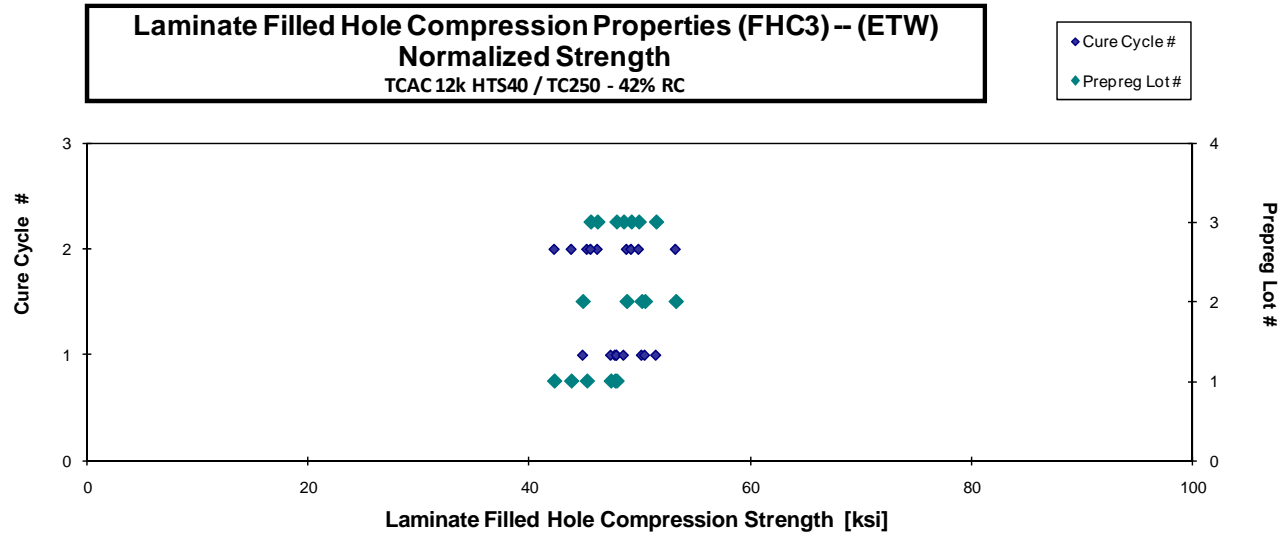
Specimen Number	TCAC Batch #	TCAC Cure Cycle	Prepreg Lot #	Cure Cycle #	Strength [ksi]	Avg. Specimen Thickn. [in]	# Plies in Laminate	Failure Mode
TG9A111F	A	C1	1	1	46.310	0.175	20	LGM
TG9A112F*	A	C1	1	1		0.178	20	FAILED AT TAB
TG9A113F	A	C1	1	1	45.164	0.180	20	LGM
TG9A114F	A	C1	1	1	44.642	0.181	20	LGM
TG9A211F	A	C2	1	2	44.971	0.171	20	LGO/LGM
TG9A212F	A	C2	1	2	41.123	0.175	20	LGM
TG9A213F	A	C2	1	2	41.827	0.178	20	LGF
TG9B111F	B	C1	2	1	49.374	0.173	20	LGF
TG9B112F	B	C1	2	1	48.141	0.178	20	LGF
TG9B113F	B	C1	2	1	43.280	0.176	20	LGF
TG9B211F	B	C2	2	2	52.516	0.172	20	LGM
TG9B212F	B	C2	2	2	48.133	0.172	20	LGF
TG9B213F	B	C2	3	2	44.634	0.176	20	LGO
TG9C113F	C	C1	3	1	49.436	0.177	20	LGM
TG9C114F	C	C1	3	1	45.775	0.178	20	LGM
TG9C115F	C	C1	3	1	46.330	0.178	20	LGM
TG9C213F	C	C2	3	2	47.296	0.177	20	LGM
TG9C214F	C	C2	3	2	43.385	0.179	20	LGM
TG9C215F	C	C2	3	2	47.080	0.180	20	LGM

Avg. t_{ply} [in]	Strength _{norm} [ksi]
0.0088	47.781
0.0089	
0.0090	47.923
0.0090	47.404
0.0086	45.245
0.0087	42.292
0.0089	43.832
0.0086	50.192
0.0089	50.482
0.0088	44.871
0.0086	53.263
0.0086	48.831
0.0088	46.187
0.0089	51.486
0.0089	47.916
0.0089	48.560
0.0089	49.248
0.0089	45.584
0.0090	49.923

* Strength removed due to bad failure mode observed

Average 46.079
Standard Dev. 2.856
Coeff. of Var. [%] 6.199
Min. 41.123
Max. 52.516
Number of Spec. 18

Average_{norm} 0.0088 47.834
Standard Dev._{norm} 2.802
Coeff. of Var. [%]_{norm} 5.858
Min. 0.0086 42.292
Max. 0.0090 53.263
Number of Spec. 18



4.26 Single Shear Bearing 1 Properties

Laminate Single Shear Bearing Properties (SSB1) -- (RTD)
Strength
 TCAC 12k HTS40 / TC250 - 42% RC

normalizing t_{ply}
 [in]
 0.0085

Specimen Number	TCAC Batch #	TCAC Cure Cycle	Prepreg Lot #	Cure Cycle #	2% Offset Strength [ksi]	Ultimate Strength [ksi]	Avg. Specimen Thicken. [in]	# Plies in Laminate	Comments
TG1A117A	A	C1	1	1	106.363		0.069	8	B1I/ 2% OFFSET FOR UBS
TG1A118A	A	C1	1	1	88.863		0.065	8	B1I/ 2% OFFSET FOR UBS
TG1A11AA	A	C1	1	1	91.023		0.067	8	B1I/ 2% OFFSET FOR UBS
TG1A217A	A	C2	1	2	87.331		0.069	8	B1I/ 2% OFFSET FOR UBS
TG1A218A	A	C2	1	2	97.872		0.065	8	B1I/ 2% OFFSET FOR UBS
TG1A219A	A	C2	1	2	94.436		0.067	8	B1I/ 2% OFFSET FOR UBS
TG1B118A	B	C1	2	1	86.011		0.068	8	B1I/ 2% OFFSET FOR UBS
TG1B119A	B	C1	2	1	90.699		0.069	8	B1I/ 2% OFFSET FOR UBS
TG1B11AA	B	C1	2	1	99.579		0.072	8	B1I/ 2% OFFSET FOR UBS
TG1B217A	B	C2	2	2	104.526		0.068	8	B1I/ 2% OFFSET FOR UBS
TG1B218A	B	C2	2	2	86.957		0.064	8	B1I/ 2% OFFSET FOR UBS
TG1B219A	B	C2	2	2	89.876		0.068	8	B1I/ 2% OFFSET FOR UBS
TG1C117A	C	C1	3	1	96.419	127.097	0.066	8	B1I
TG1C118A	C	C1	3	1	96.709	115.148	0.068	8	B1I
TG1C119A	C	C1	3	1	90.787	105.690	0.069	8	B1I
TG1C217A	C	C2	3	2	92.026	113.691	0.064	8	B1I
TG1C219A	C	C2	3	2	90.378	122.222	0.065	8	B1I
TG1C21BA	C	C2	3	2	89.374	117.438	0.067	8	B1I

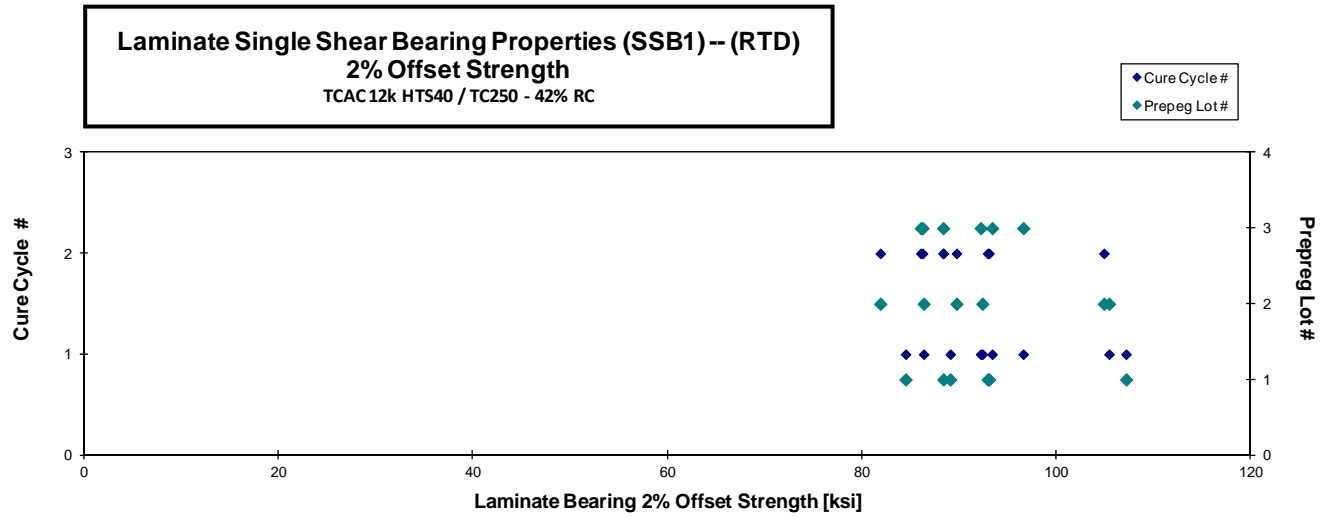
Avg. t_{ply} [in]	2% Strength _{norm} [ksi]	Ultimate Bearing Strength _{norm} [ksi]
0.0086	107.17	
0.0081	84.49	
0.0083	89.08	
0.0086	88.38	
0.0081	92.93	
0.0084	93.07	
0.0085	86.35	
0.0087	92.39	
0.0090	105.41	
0.0085	104.89	
0.0080	81.88	
0.0085	89.72	
0.0082	93.39	123.11
0.0085	96.59	115.01
0.0086	92.21	107.35
0.0080	86.23	106.53
0.0081	86.06	116.38
0.0084	88.34	116.09

Batch A and B RTD tests were stopped soon after 2% offset was obtained.

Ultimate Bearing Strength / B1:
 B: Bearing, 1: first hole, I: Inapplicable
 (not on bolt, nut or head side)

Average	93.290	116.881	0.067
Standard Dev.	5.861	7.370	
Coeff. of Var. [%]	6.282	6.306	
Min.	86.011	105.690	0.064
Max.	106.363	127.097	0.072
Number of Spec.	18	6	18

Average	0.0084	92.144	114.077
Standard Dev.		7.278	6.229
Coeff. of Var. [%]		7.898	5.461
Min.	0.0080	81.884	106.530
Max.	0.0090	107.171	123.110
Number of Spec.	18	18	6



**Laminate Single Shear Bearing Properties (SSB1) -- (ETW)
Strength**
TCAC 12k HTS40 / TC250 - 42% RC

normalizing t_{ply}
[in]
0.0085

Specimen Number	TCAC Batch #	TCAC Cure Cycle	Prepreg Lot #	Cure Cycle #	2% Offset Strength [ksi]	Ultimate Strength [ksi]	Avg. Specimen Thicken. [in]	# Plies in Laminate	Comments
TG1A111F	A	C1	1	1	71.677	86.561	0.070	8	B1I
TG1A112F	A	C1	1	1	66.228	86.502	0.072	8	B1I
TG1A113F	A	C1	1	1	69.078	87.243	0.073	8	B1I
TG1A211F	A	C2	1	2	88.814	100.580	0.065	8	B1I
TG1A212F	A	C2	1	2	77.974	97.832	0.069	8	B1I
TG1A213F	A	C2	1	2	69.552	84.363	0.072	8	B1I
TG1B111F	B	C1	2	1	71.863	83.510	0.061	8	B1I
TG1B112F	B	C1	2	1	76.690	90.001	0.069	8	B1I
TG1B113F	B	C1	2	1	73.403	94.717	0.063	8	B1I
TG1B211F	B	C2	2	2	76.307	97.368	0.068	8	B1I
TG1B212F	B	C2	2	2	70.237	92.083	0.067	8	B1I
TG1B213F*	B	C2	2	2	67.265		0.073	8	
TG1B214F	B	C2	2	2	69.460	93.195	0.064	8	B1I
TG1C111F	C	C1	3	1	82.047	98.905	0.069	8	B1I
TG1C112F	C	C1	3	1	76.539	89.691	0.072	8	B1I
TG1C113F	C	C1	3	1	84.000	89.551	0.072	8	B1I
TG1C211F	C	C2	3	2	85.820	99.197	0.067	8	B1I
TG1C212F	C	C2	3	2	81.449	90.905	0.068	8	B1I
TG1C213F	C	C2	3	2	79.567	92.152	0.070	8	B1I

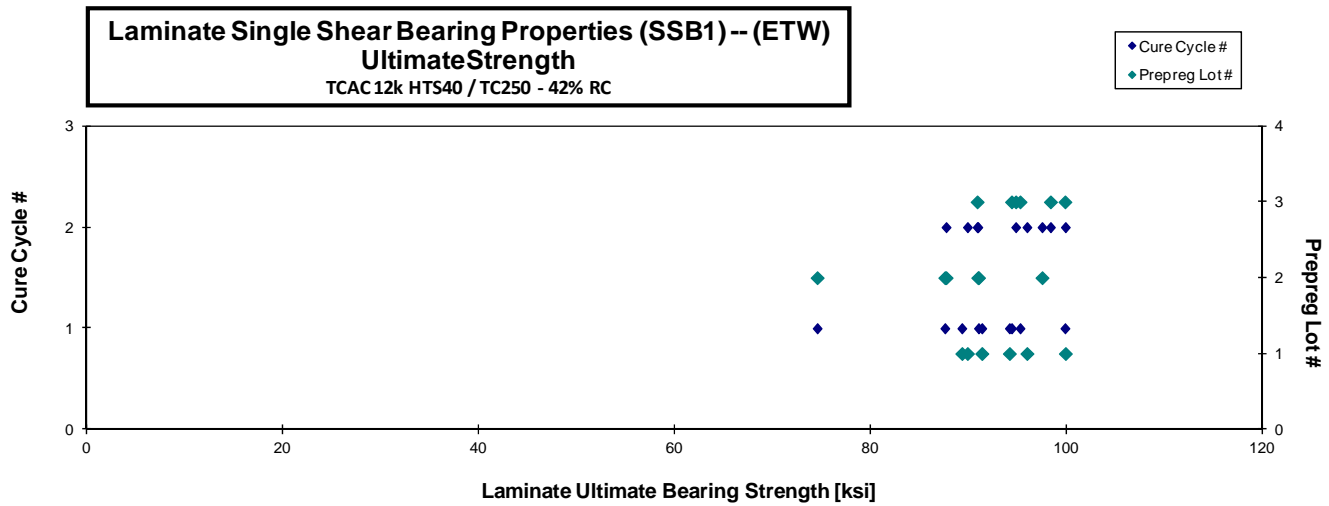
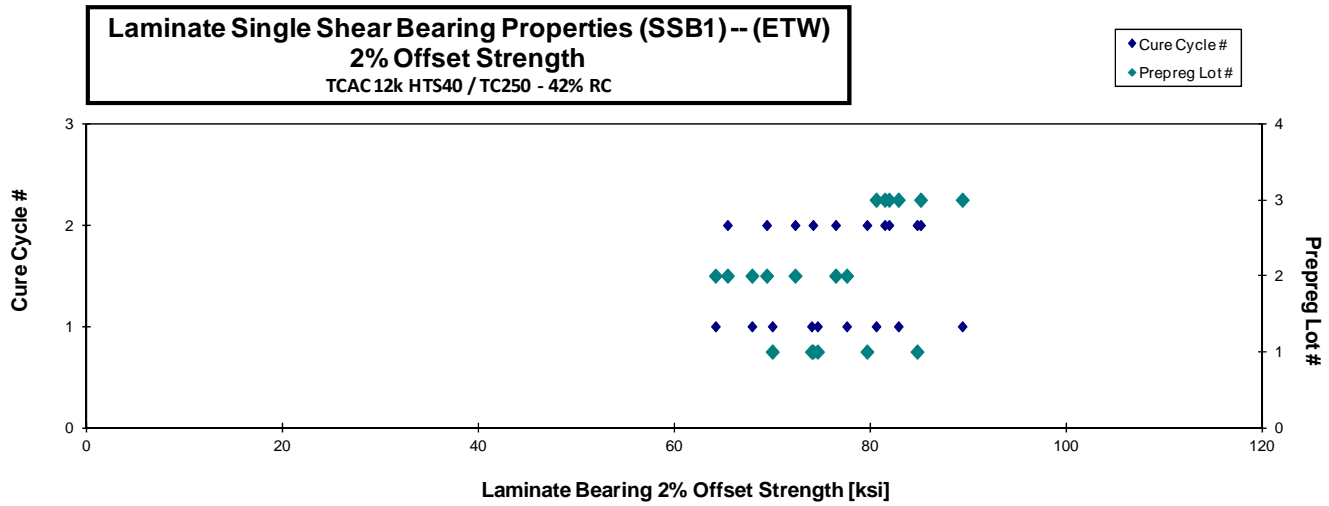
Avg. t_{ply} [in]	2% Strength _{norm} [ksi]	Ultimate Bearing Strength _{norm} [ksi]
0.0088	73.91	89.26
0.0090	69.90	91.29
0.0092	74.51	94.11
0.0081	84.68	95.90
0.0087	79.56	99.82
0.0091	74.05	89.82
0.0076	64.10	74.48
0.0086	77.50	90.95
0.0079	67.83	87.52
0.0085	76.36	97.44
0.0084	69.32	90.89
0.0091	72.23	
0.0080	65.32	87.64
0.0086	82.77	99.78
0.0089	80.50	94.33
0.0090	89.29	95.19
0.0084	85.04	98.30
0.0085	81.37	90.82
0.0087	81.81	94.75

* Failure mode unknown due to tester error while removing the specimen after testing. Therefore the ultimate bearing strength is omitted.

Ultimate Bearing Strength / B1I
B: Bearing, 1: first hole, I: Inapplicable
(not on bolt, nut or head side)

Average	75.683	91.909	0.069
Standard Dev.	6.609	5.280	0.004
Coeff. of Var. [%]	8.733	5.745	5.209
Min.	66.228	83.510	0.061
Max.	88.814	100.580	0.073
Number of Spec.	19	18	19

Average	0.0086	76.318	92.349
Standard Dev.		7.088	5.911
Coeff. of Var. [%]		9.288	6.400
Min.	0.0076	64.096	74.483
Max.	0.0092	89.291	99.822
Number of Spec.	19	19	18



4.27 Single Shear Bearing 2 Properties

**Laminate Single Shear Bearing Properties (SSB2) – (RTD)
Strength**
TCAC 12k HTS40 / TC250 - 42% RC

normalizing t_{ply}
[in]
0.0085

Specimen Number	TCAC Batch #	TCAC Cure Cycle	Prepreg Lot #	Cure Cycle #	2% Offset Strength [ksi]	Ultimate Strength [ksi]	Avg. Specimen Thicken. [in]	# Plies in Laminate	Comments
TG2A117A	A	C1	1	1	96.024		0.087	10	B11/ 2% OFFSET FOR UBS
TG2A118A	A	C1	1	1	88.450		0.080	10	B11/ 2% OFFSET FOR UBS
TG2A119A	A	C1	1	1	92.013		0.084	10	B11/ 2% OFFSET FOR UBS
TG2A217A	A	C2	1	2	113.717		0.079	10	B11/ 2% OFFSET FOR UBS
TG2A218A	A	C2	1	2	105.175		0.085	10	B11/ 2% OFFSET FOR UBS
TG2A219A	A	C2	1	2	99.228		0.090	10	B11/ 2% OFFSET FOR UBS
TG2B117A	B	C1	2	1	90.519		0.078	10	B11/ 2% OFFSET FOR UBS
TG2B118A	B	C1	2	1	97.844		0.085	10	B11/ 2% OFFSET FOR UBS
TG2B119A	B	C1	2	1	97.637		0.090	10	B11/ 2% OFFSET FOR UBS
TG2B11AA	B	C1	2	1	72.922		0.090	10	B11/ 2% OFFSET FOR UBS
TG2B217A	B	C2	2	2	85.965		0.086	10	B11/ 2% OFFSET FOR UBS
TG2B218A	B	C2	2	2	82.702		0.081	10	B11/ 2% OFFSET FOR UBS
TG2B21AA	B	C2	2	2	106.048		0.086	10	B11/ 2% OFFSET FOR UBS
TG2C117A	C	C1	3	1	94.326	123.643	0.075	10	B11
TG2C118A	C	C1	3	1	94.093	123.882	0.079	10	B11
TG2C119A	C	C1	3	1	91.536	122.735	0.082	10	B11
TG2C11AA	C	C1	3	1	93.860	116.539	0.084	10	B11
TG2C217A	C	C2	3	2	101.973	129.090	0.078	10	B11
TG2C218A	C	C2	3	2	96.957	120.434	0.079	10	B11
TG2C219A	C	C2	3	2	98.820	123.283	0.080	10	B11

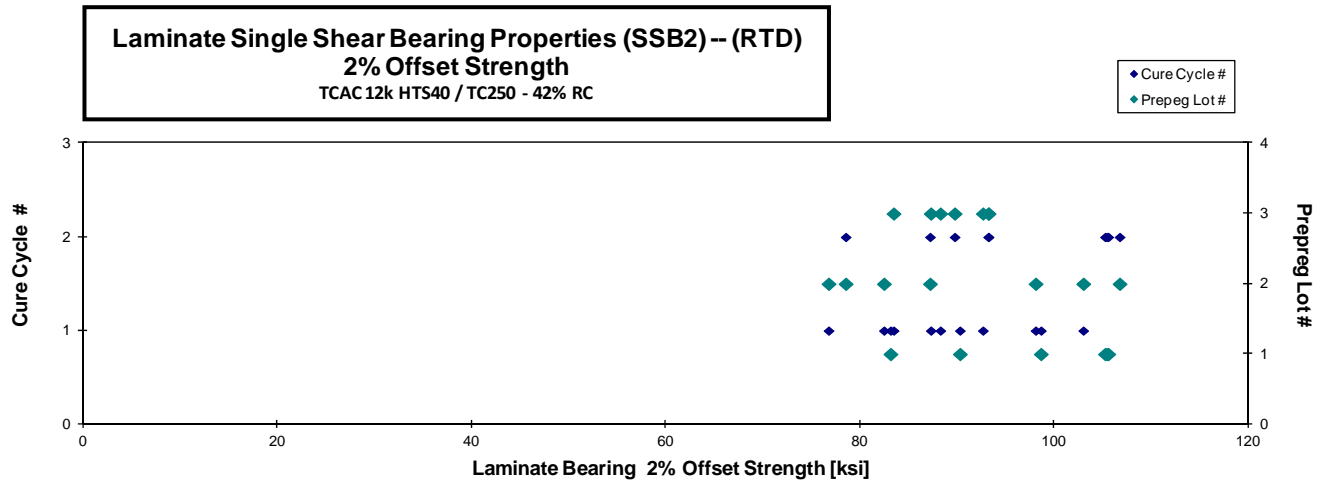
Avg. t_{ply} [in]	2% Strength _{norm} [ksi]	Ultimate Bearing Strength _{norm} [ksi]
0.0087	98.75	
0.0080	83.26	
0.0084	90.41	
0.0079	105.36	
0.0085	105.69	
0.0090	105.53	
0.0078	82.59	
0.0085	98.21	
0.0090	103.11	
0.0090	76.88	
0.0086	87.33	
0.0081	78.65	
0.0086	106.86	
0.0075	83.58	109.56
0.0079	87.41	115.09
0.0082	88.39	118.52
0.0084	92.77	115.19
0.0078	93.33	118.16
0.0079	89.87	111.63
0.0080	93.36	116.47

Batch A and B RTD tests were stopped soon after 2% offset was obtained.

Ultimate Bearing Strength / B11:
B: Bearing, 1: first hole, I: Inapplicable
(not on bolt, nut or head side)

Average	94.990	122.801	0.083
Standard Dev.	8.837	3.797	0.004
Coeff. of Var. [%]	9.303	3.092	5.423
Min.	72.922	116.539	0.075
Max.	113.717	129.090	0.090
Number of Spec.	20	7	20

Average	0.008	92.568	114.944
Standard Dev.	0.000	9.405	3.305
Coeff. of Var. [%]	5.423	10.160	2.876
Min.	0.008	76.883	109.558
Max.	0.009	106.858	118.524
Number of Spec.	20	20	7



Laminate Single Shear Bearing Properties (SSB2) -- (ETW)
Strength
 TCAC 12k HTS40 / TC250 - 42% RC

normalizing t_{ply}
 [in]
 0.0085

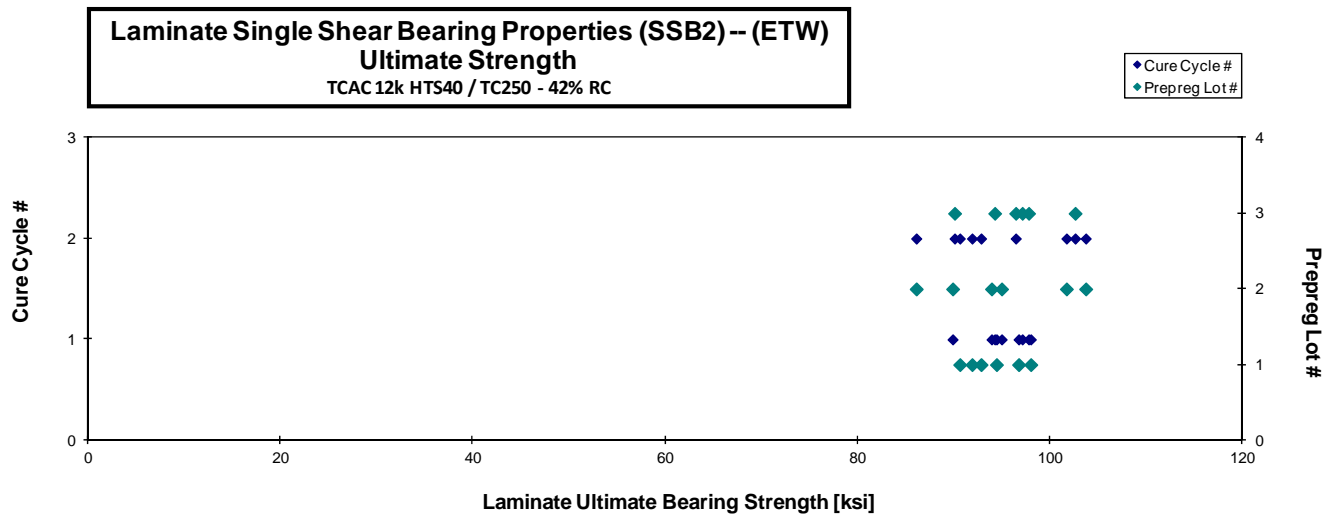
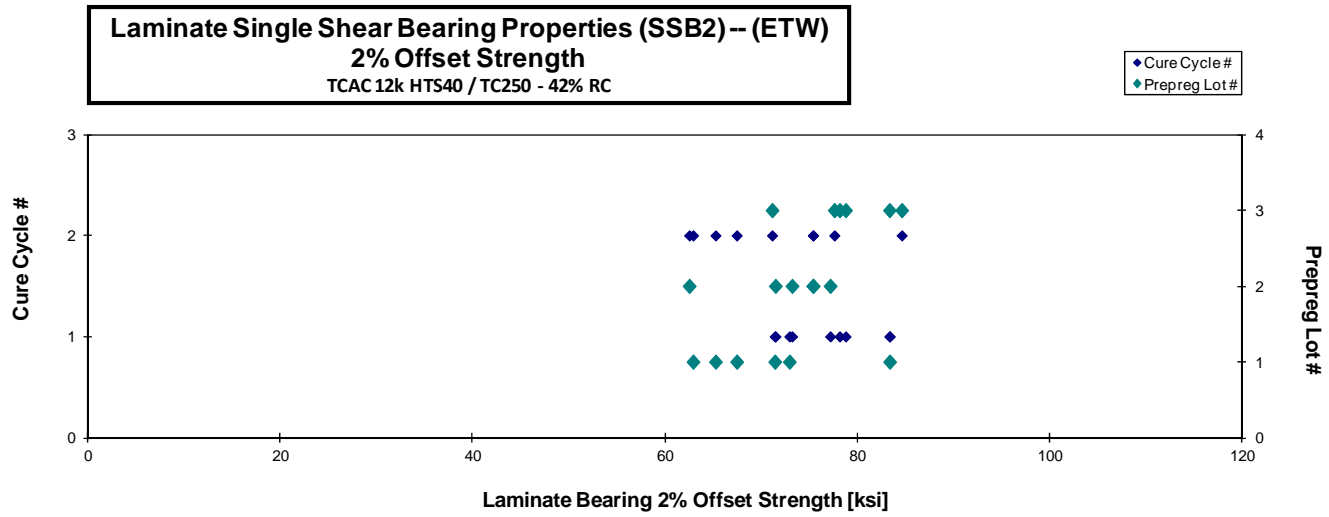
Specimen Number	TCAC Batch #	TCAC Cure Cycle	Prepreg Lot #	Cure Cycle #	2% Offset Strength [ksi]	Ultimate Strength [ksi]	Avg. Specimen Thickn. [in]	# Plies in Laminate	Comments
TG2A111F	A	C1	1	1	72.371	93.733	0.086	10	B1I
TG2A112F	A	C1	1	1	67.153	90.987	0.090	10	B1I
TG2A113F	A	C1	1	1	77.044	90.604	0.092	10	B1I
TG2A211F	A	C2	1	2	65.610	94.522	0.082	10	B1I
TG2A212F	A	C2	1	2	67.995	93.593	0.084	10	B1I
TG2A213F	A	C2	1	2	66.454	93.610	0.083	10	B1I
TG2B111F	B	C1	2	1	76.092	98.731	0.082	10	B1I
TG2B112F	B	C1	2	1	76.206	92.768	0.086	10	B1I
TG2B113F	B	C1	2	1	69.478	87.384	0.087	10	B1I
TG2B211F	B	C2	2	2	64.342	88.625	0.083	10	B1I
TG2B212F	B	C2	2	2	74.550	100.589	0.086	10	B1I
TG2B213F	B	C2	2	2	72.255	99.430	0.089	10	B1I
TG2C111F	C	C1	3	1	85.975	106.735	0.078	10	B1I
TG2C112F	C	C1	3	1	85.484	99.635	0.083	10	B1I
TG2C113F	C	C1	3	1	76.054	91.745	0.087	10	B1I
TG2C211F	C	C2	3	2	77.578	96.428	0.085	10	B1I
TG2C212F	C	C2	3	2	81.543	98.914	0.088	10	B1I
TG2C213F	C	C2	3	2	67.199	85.123	0.090	10	B1I

Avg. t_{ply} [in]	2% Strength _{norm} [ksi]	Ultimate Bearing Strength _{norm} [ksi]
0.0086	72.95	94.49
0.0090	71.43	96.79
0.0092	83.37	98.05
0.0082	62.93	90.67
0.0084	67.48	92.88
0.0083	65.27	91.94
0.0082	73.23	95.01
0.0086	77.19	93.97
0.0087	71.49	89.92
0.0083	62.54	86.14
0.0086	75.41	101.75
0.0089	75.40	103.76
0.0078	78.79	97.82
0.0083	83.36	97.15
0.0087	78.17	94.30
0.0085	77.62	96.48
0.0088	84.63	102.66
0.0090	71.15	90.13

Ultimate Bearing Strength / B1I
 B: Bearing, 1: first hole, t: Inapplicable
 (not on bolt, nut or head side)

Average	73.521	94.620	0.086
Standard Dev.	6.597	5.378	
Coeff. of Var. [%]	8.973	5.684	
Min.	64.342	85.123	0.078
Max.	85.975	106.735	0.092
Number of Spec.	18	18	18

Average	0.0086	74.024	95.217
Standard Dev.		6.648	4.664
Coeff. of Var. [%]		8.981	4.899
Min.	0.0078	62.538	86.140
Max.	0.0092	84.628	103.758
Number of Spec.	18	18	18



4.28 Single Shear Bearing 3 Properties

Laminate Single Shear Bearing Properties (SSB3) -- (RTD)
Strength
 TCAC 12k HTS40 / TC250 - 42% RC

normalizing t_{ply}
 [in]
 0.0085

Specimen Number	TCAC Batch #	TCAC Cure Cycle	Prepreg Lot #	Cure Cycle #	2% Offset Strength [ksi]	Ultimate Strength [ksi]	Avg. Specimen Thicken. [in]	# Plies in Laminate	Comments
TG3A117A	A	C1	1	1	91.263		0.085	10	B11/ 2% OFFSET FOR UBS
TG3A118A	A	C1	1	1	105.589		0.082	10	B11/ 2% OFFSET FOR UBS
TG3A119A	A	C1	1	1	95.015		0.083	10	B11/ 2% OFFSET FOR UBS
TG3A217A	A	C2	1	2	97.703		0.081	10	B11/ 2% OFFSET FOR UBS
TG3A218A	A	C2	1	2	101.900		0.074	10	B11/ 2% OFFSET FOR UBS
TG3A219A	A	C2	1	2	84.937		0.086	10	B11/ 2% OFFSET FOR UBS
TG3B117A	B	C1	2	1	98.712		0.080	10	B11/ 2% OFFSET FOR UBS
TG3B118A	B	C1	2	1	87.701		0.078	10	B11/ 2% OFFSET FOR UBS
TG3B119A*	B	C1	2	1	90.088		0.082	10	
TG3B11AA	B	C1	2	1	80.208		0.087	10	B11/ 2% OFFSET FOR UBS
TG3B217A	B	C2	2	2	82.937		0.080	10	B11/ 2% OFFSET FOR UBS
TG3B218A	B	C2	2	2	93.077		0.083	10	B11/ 2% OFFSET FOR UBS
TG3B219A	B	C2	2	2	90.578		0.085	10	B11/ 2% OFFSET FOR UBS
TG3C117A	C	C1	3	1	97.467	112.126	0.081	10	B1I
TG3C118A	C	C1	3	1	92.306	111.476	0.085	10	B1I
TG3C119A	C	C1	3	1	93.504	112.414	0.088	10	B1I
TG3C21AA	C	C2	3	2	97.739	103.998	0.082	10	B1I
TG3C21BA	C	C2	3	2	97.696	105.627	0.082	10	B1I
TG3C21CA	C	C2	3	2	100.188	104.743	0.081	10	B1I
Ultimate Bearing Strength / B1I: B:Bearing, 1:first hole, I inapplicable (not on bolt, nut or head side)									

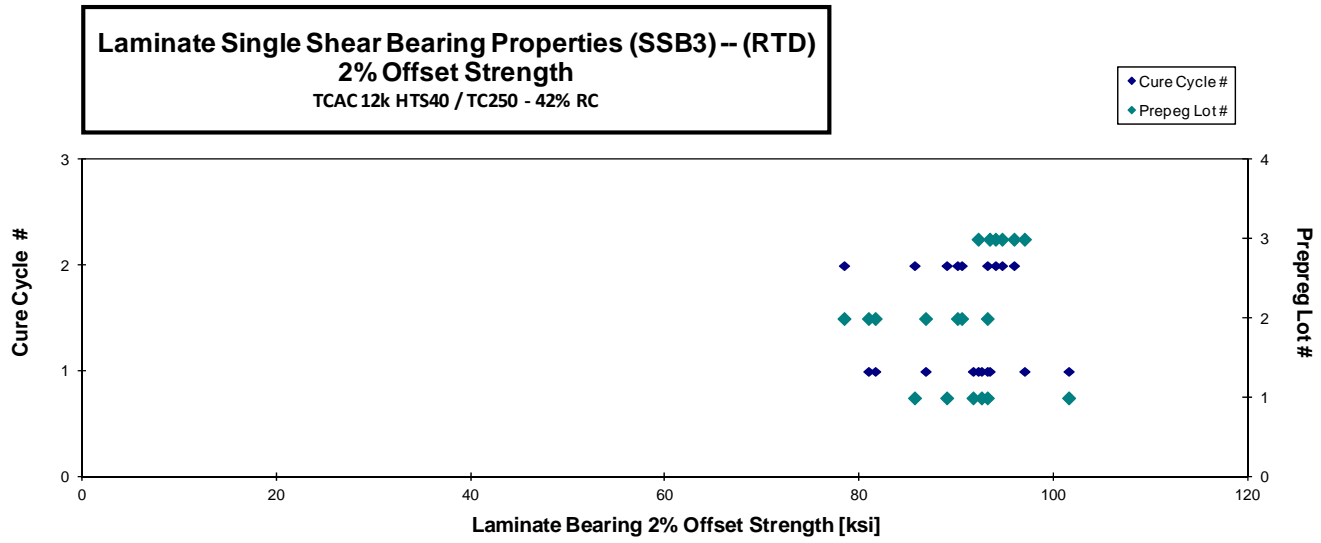
Avg. t_{ply} [in]	2% Strength _{norm} [ksi]	Ultimate Bearing Strength _{norm} [ksi]
0.0085	91.728	
0.0082	101.572	
0.0083	92.593	
0.0081	93.201	
0.0074	89.012	
0.0086	85.703	
0.0080	93.195	
0.0078	80.960	
0.0082	86.837	
0.0087	81.654	
0.0080	78.448	
0.0083	90.558	
0.0085	90.116	
0.0081	93.434	107.487
0.0085	92.251	111.411
0.0088	97.024	116.646
0.0082	94.711	100.776
0.0082	94.037	101.671
0.0081	95.944	100.306

Batch A and B RTD tests were stopped soon after 2% offset was obtained.

* Failure mode unknown due to the specimen was accidentally broken while removing from fixture after the test

Average	93.611	108.397
Standard Dev.	6.590	3.998
Coeff. of Var. [%]	7.040	3.688
Min.	80.208	103.998
Max.	105.589	112.414
Number of Spec.	19	6

Average	0.0082	90.683	106.383
Standard Dev.		5.821	6.669
Coeff. of Var. [%]		6.419	6.269
Min.	0.0074	78.448	100.306
Max.	0.0088	101.572	116.646
Number of Spec.	19	19	6



**Laminate Single Shear Bearing Properties (SSB3)-- (ETW)
Strength**
TCAC 12k HTS40 / TC250 - 42% RC

normalizing t_{ply}
[in]
0.0085

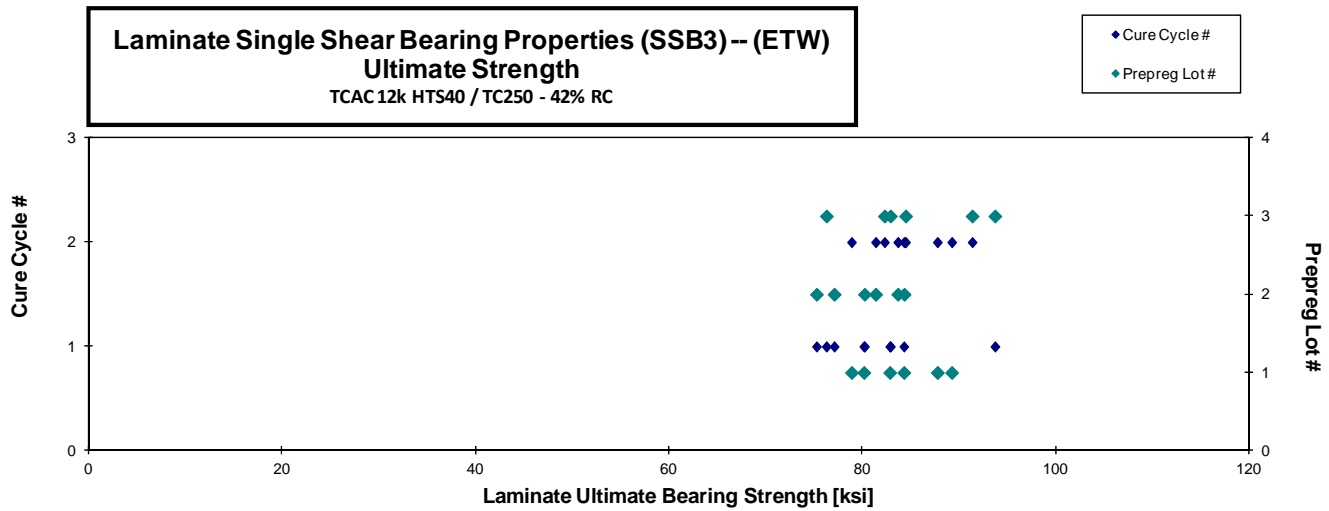
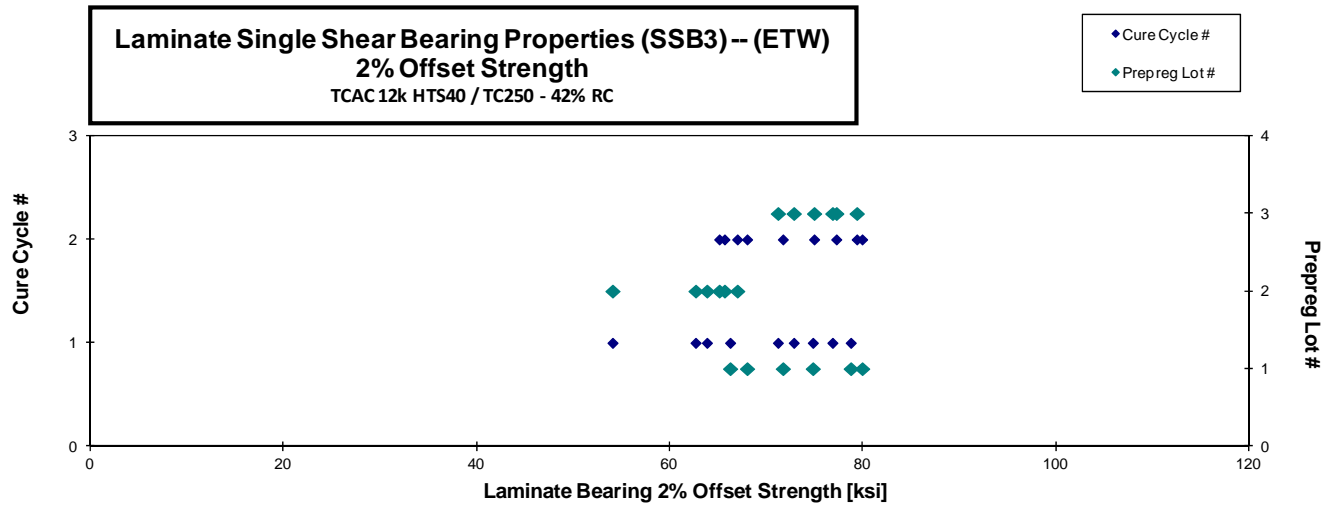
Specimen Number	TCAC Batch #	TCAC Cure Cycle	Prepreg Lot #	Cure Cycle #	2% Offset Strength [ksi]	Ultimate Strength [ksi]	Avg. Specimen Thicken. [in]	# Plies in Laminate	Comments
TG3A111F	A	C1	1	1	72.947	80.614	0.087	10	B1I
TG3A112F	A	C1	1	1	75.974	81.175	0.088	10	B1I
TG3A113F	A	C1	1	1	62.652	75.644	0.090	10	B1I
TG3A211F	A	C2	1	2	84.054	92.123	0.081	10	B1I
TG3A212F	A	C2	1	2	69.002	90.370	0.084	10	B1I
TG3A213F	A	C2	1	2	69.912	76.740	0.087	10	B1I
TG3B111F	B	C1	2	1	69.186	81.374	0.079	10	B1I
TG3B112F	B	C1	2	1	56.584	80.480	0.081	10	B1I
TG3B113F	B	C1	2	1	63.345	80.907	0.084	10	B1I
TG3B211F	B	C2	2	2	69.368	85.785	0.081	10	B1I
TG3B212F	B	C2	2	2	64.341	83.131	0.086	10	B1I
TG3B213F	B	C2	2	2	67.324	83.918	0.085	10	B1I
TG3C111F	C	C1	3	1	73.960	84.012	0.084	10	B1I
TG3C112F	C	C1	3	1	68.884	73.645	0.088	10	B1I
TG3C113F	C	C1	3	1	71.535	87.077	0.091	10	B1I
TG3C211F	C	C2	3	2	80.882	85.926	0.083	10	B1I
TG3C212F	C	C2	3	2	75.981	89.694	0.087	10	B1I
TG3C213F	C	C2	3	2	70.948	77.744	0.090	10	B1I

Avg. t_{ply} [in]	2% Strength _{norm} [ksi]	Ultimate Bearing Strength _{norm} [ksi]
0.0087	74.892	82.763
0.0088	78.819	84.215
0.0090	66.325	80.079
0.0081	80.000	87.679
0.0084	68.082	89.165
0.0087	71.790	78.801
0.0079	63.922	75.183
0.0081	54.143	77.008
0.0084	62.749	80.146
0.0081	65.736	81.294
0.0086	65.199	84.240
0.0085	67.060	83.589
0.0084	72.916	82.826
0.0088	71.275	76.201
0.0091	76.922	93.633
0.0083	79.439	84.393
0.0087	77.322	91.277
0.0090	75.024	82.211

Ultimate Bearing Strength / B1I:
B:Bearing, 1:first hole, t Inapplicable
(not on bolt, nut or head side)

Average 70.382 82.798
Standard Dev. 6.567 5.129
Coeff. of Var. [%] 9.331 6.195
Min. 56.584 73.645
Max. 84.054 92.123
Number of Spec. 18 18

Average 0.009 70.645 83.039
Standard Dev. 0.000 6.993 5.017
Coeff. of Var. [%] 4.197 9.899 6.042
Min. 0.008 54.143 75.183
Max. 0.009 80.000 93.633
Number of Spec. 18 18 18



4.29 Compression Strength After Impact 1 Properties

**Laminate Compression After Impact Properties (CAI)-- (RTD)
Strength**
TCAC 12k HTS40 / TC250 - 42% RC

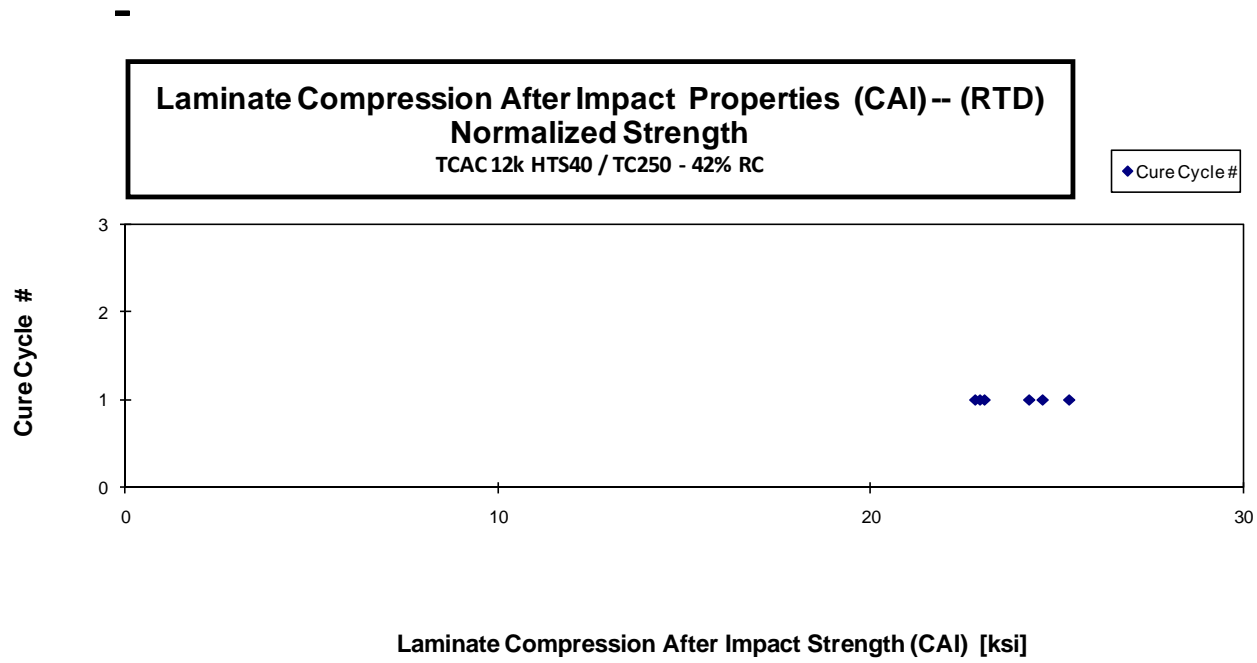
normalizing t_{ply}
[in]
0.0085

Specimen Number	TCAC Batch #	TCAC Cure Cycle	Prepreg Lot #	Cure Cycle #	Measured Impact Energy (in-lbf)	Strength [ksi]	Avg. Specimen Thickn. [in]	# Plies in Laminate	Failure Mode
TGKA112A	A	C1	1	1	314.27	24.484	0.211	24	LDM
TGKA113A	A	C1	1	1	313.67	22.481	0.209	24	LDM
TGKA114A	A	C1	1	1	315.80	23.492	0.211	24	LDM
TGKA115A	A	C1	1	1	319.30	23.611	0.213	24	LDM
TGKA116A	A	C1	1	1	316.17	22.207	0.211	24	LDM
TGKA117A	A	C1	1	1	315.95	22.083	0.211	24	LDM

Avg. t_{ply} [in]	Strength _{norm} [ksi]
0.0088	25.324
0.0087	23.047
0.0088	24.248
0.0089	24.610
0.0088	22.925
0.0088	22.797

Average 23.060
Standard Dev. 0.953
Coeff. of Var. [%] 4.131
Min. 22.083
Max. 24.484
Number of Spec. 6

Average_{norm} 0.00878 23.825
Standard Dev._{norm} 1.050
Coeff. of Var. [%]_{norm} 4.408
Min. 0.0087 22.797
Max. 0.0089 25.324
Number of Spec. 6



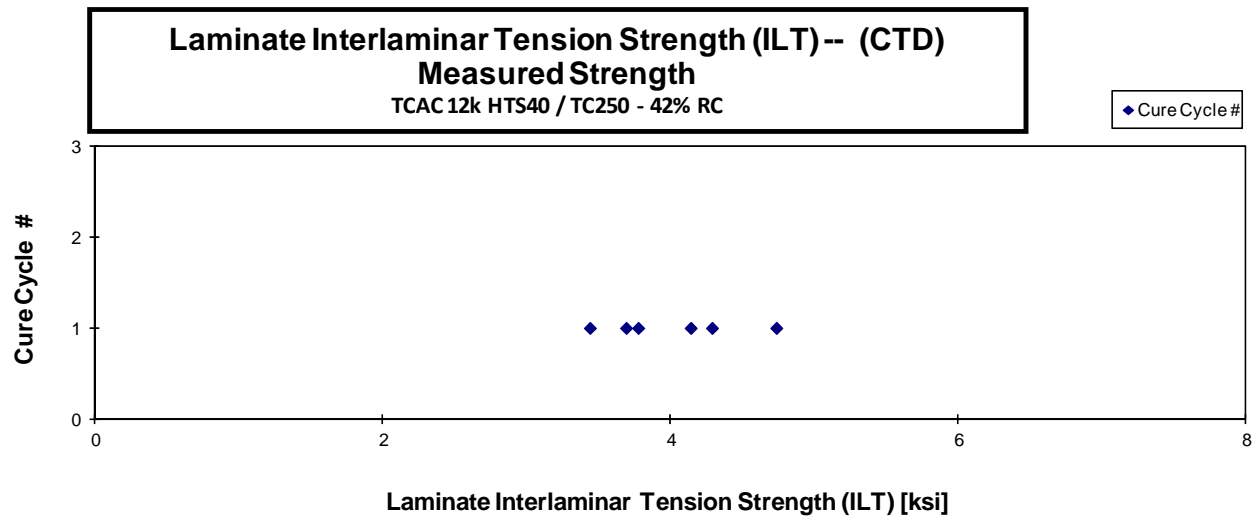
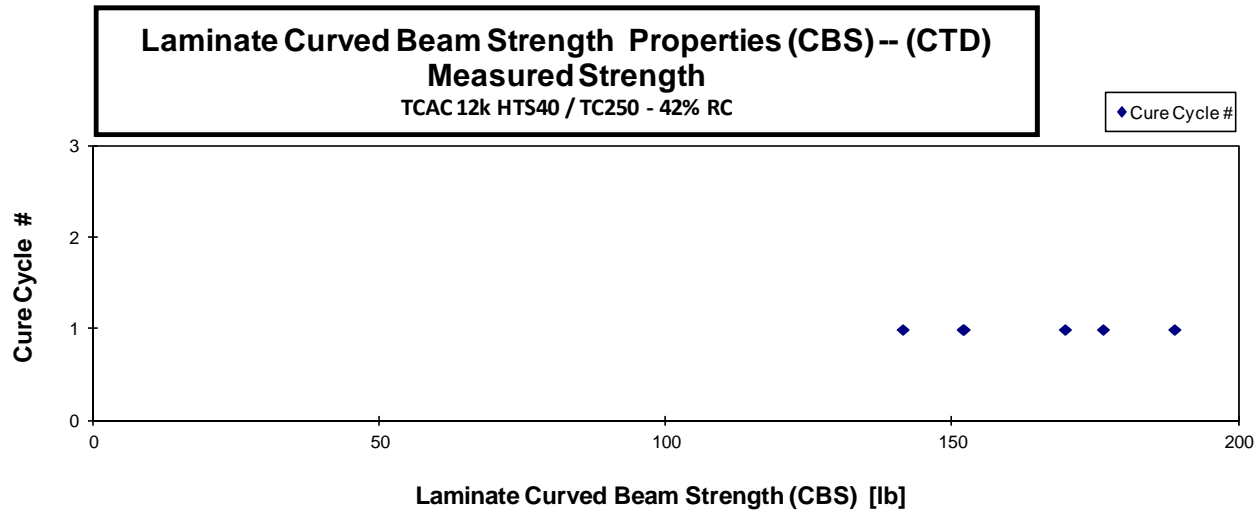
4.30 Interlaminar Tension Properties

Laminate Interlaminar Tension Strength Properties (ILT) -- (CTD)
Strength
 TCAC 12k HTS40 / TC250 - 42% RC

Specimen Number	TCAC Batch #	TCAC Cure Cycle	Prepreg Lot #	Cure Cycle #	Curved Beam Strength [lb]	Interlaminar Tension Strength [ksi]	Avg. Specimen Thickn. [in]	# Plies in Laminate	Avg. t _{ply} [in]
TGMA11AB	A	C1	1	1	169.734	4.138	0.186	21	0.0089
TGMA11BB	A	C1	1	1	151.893	3.773	0.183	21	0.0087
TGMA11CB	A	C1	1	1	188.847	4.733	0.182	21	0.0087
TGMA11DB	A	C1	1	1	176.380	4.286	0.187	21	0.0089
TGMA11EB	A	C1	1	1	152.054	3.689	0.187	21	0.0089
TGMA11FB	A	C1	1	1	141.397	3.437	0.187	21	0.0089

Basis values are not calculated on ILT/CBS due to variation in processing

Average	163.384	4.009	Average	0.0088
Standard Dev.	17.897	0.470	Standard Dev.	
Coeff. of Var. [%]	10.954	11.714	Coeff. of Var. [%]	
Min.	141.397	3.437	Min.	0.0087
Max.	188.847	4.733	Max.	0.0089
Number of Spec.	6	6	Number of Spec.	6

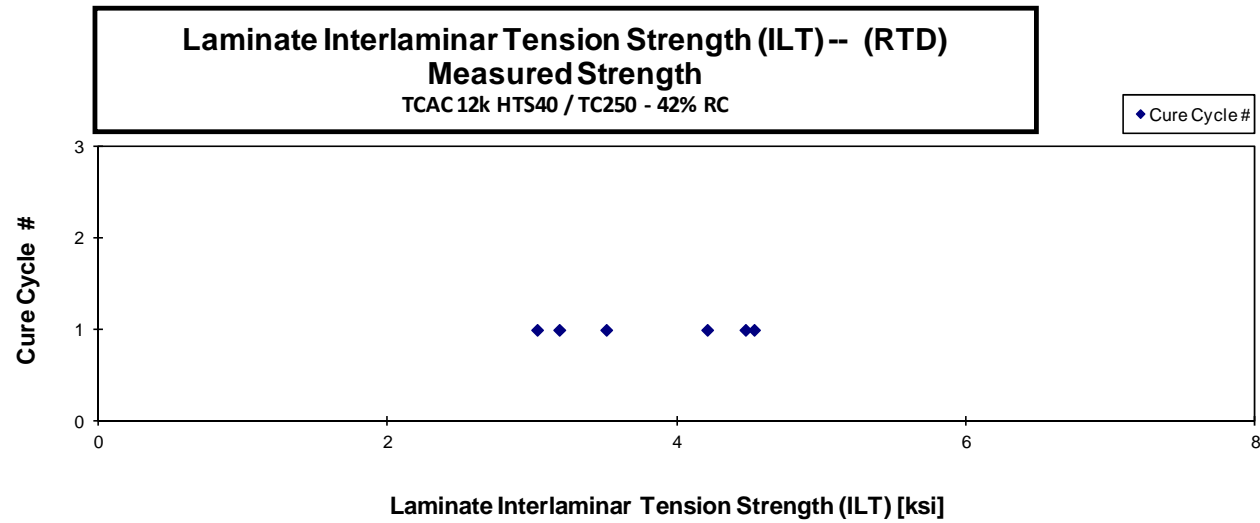
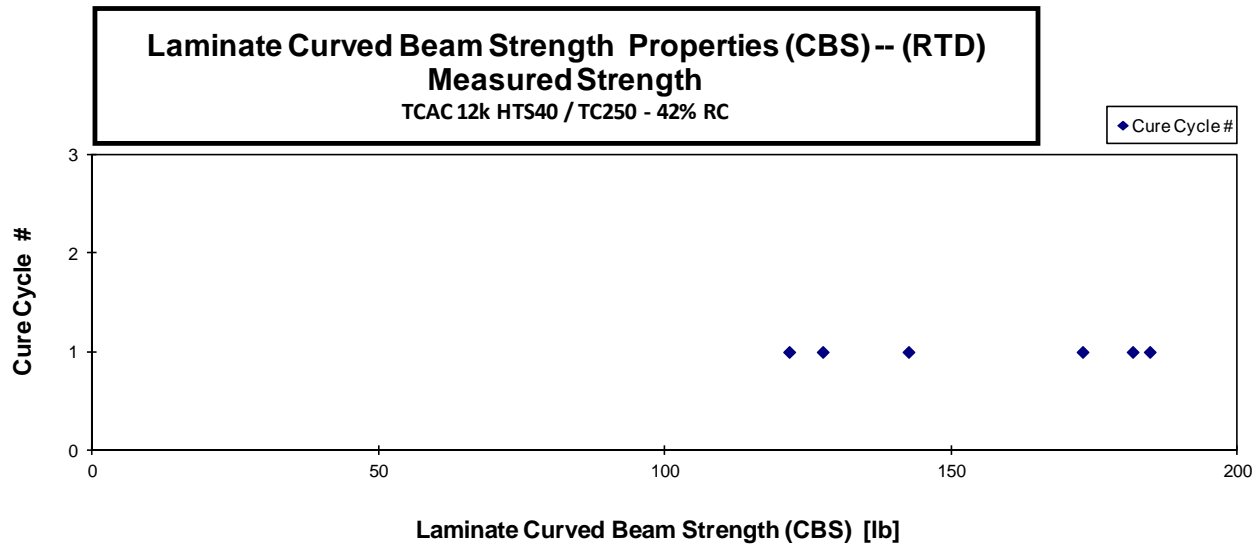


**Laminate Interlaminar Tension Strength Properties (ILT) -- (RTD)
Strength**
TCAC 12k HTS40 / TC250 - 42% RC

Specimen Number	TCAC Batch #	TCAC Cure Cycle	Prepreg Lot #	Cure Cycle #	Curved Beam Strength [lb]	Interlaminar Tension Strength [ksi]	Avg. Specimen Thickn. [in]	# Plies in Laminate	Avg. t _{ply} [in]
TGMA11JA	A	C1	1	1	121.689	3.034	0.183	21	0.0087
TGMA11KA	A	C1	1	1	127.548	3.187	0.183	21	0.0087
TGMA11LA	A	C1	1	1	142.518	3.512	0.185	21	0.0088
TGMA11MA	A	C1	1	1	184.647	4.473	0.187	21	0.0089
TGMA11NA	A	C1	1	1	172.913	4.209	0.187	21	0.0089
TGMA11OA	A	C1	1	1	181.652	4.533	0.183	21	0.0087

Basis values are not calculated on ILT/CBS due to variation in processing

Average	155.161	3.825	Average	0.0088
Standard Dev.	28.032	0.663	Standard Dev.	
Coeff. of Var. [%]	18.067	17.348	Coeff. of Var. [%]	
Min.	121.689	3.034	Min.	0.0087
Max.	184.647	4.533	Max.	0.0089
Number of Spec.	6	6	Number of Spec.	6

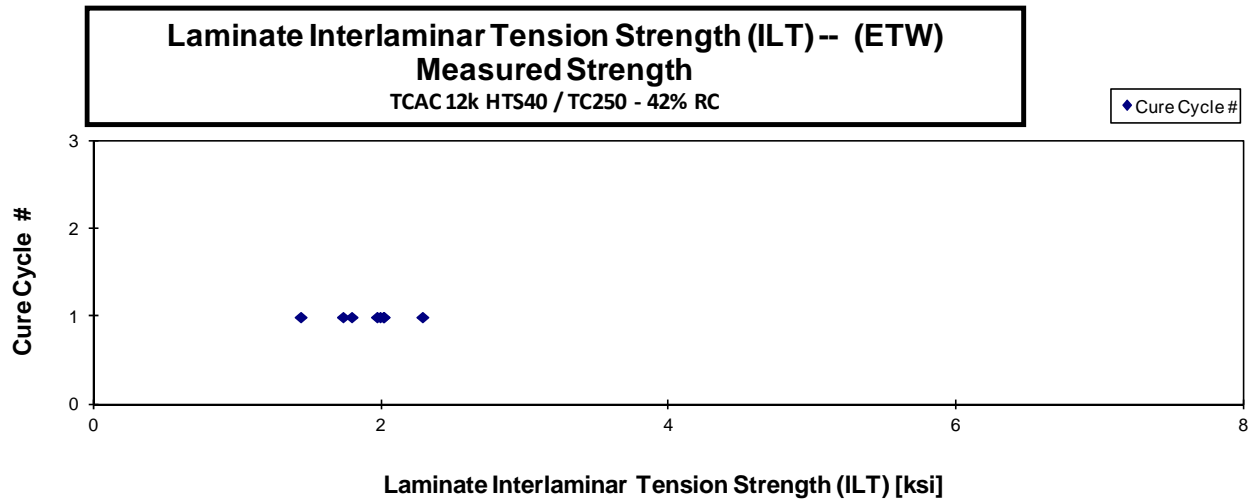
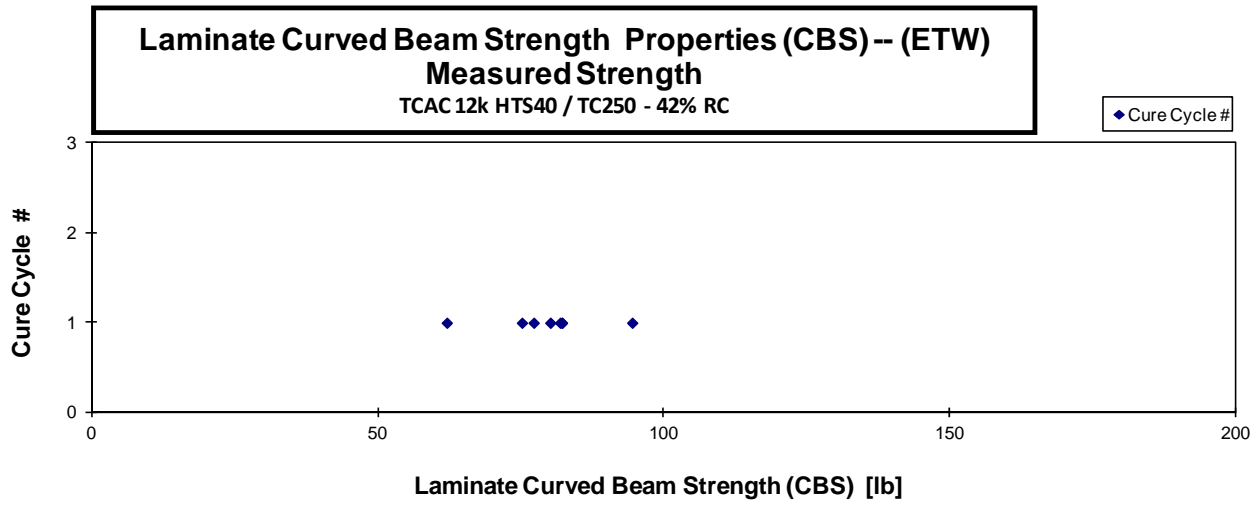


Laminate Interlaminar Tension Strength Properties (ILT) -- (ETW)
Strength
 TCAC 12k HTS40 / TC250 - 42% RC

Specimen Number	TCAC Batch #	TCAC Cure Cycle	Prepreg Lot #	Cure Cycle #	Curved Beam Strength [lb]	Interlaminar Tension Strength [ksi]	Avg. Specimen Thickn. [in]	# Plies in Laminate	Avg. t _{ply} [in]
TGMA111F	A	C1	1	1	61.922	1.442	0.193	21	0.0092
TGMA112F	A	C1	1	1	77.104	1.796	0.193	21	0.0092
TGMA113F	A	C1	1	1	75.048	1.736	0.195	21	0.0093
TGMA114F	A	C1	1	1	82.063	1.994	0.187	21	0.0089
TGMA116F	A	C1	1	1	82.029	2.019	0.185	21	0.0088
TGMA117F	A	C1	1	1	94.315	2.288	0.187	21	0.0089
TGMA118F	A	C1	1	1	81.721	2.017	0.184	21	0.0088
TGMA119F	A	C1	1	1	80.008	1.973	0.185	21	0.0088

Basis values are not calculated on ILT/CBS due to variation in processing


Average	79.276	1.908	Average	0.0090
Standard Dev.	9.038	0.251	Standard Dev.	
Coeff. of Var. [%]	11.400	13.139	Coeff. of Var. [%]	
Min.	61.922	1.442	Min.	0.0088
Max.	94.315	2.288	Max.	0.0093
Number of Spec.	8	8	Number of Spec.	8



5 Additional Compression after Impact data

Impactor Diameter: 0.625"

Representative damage image:

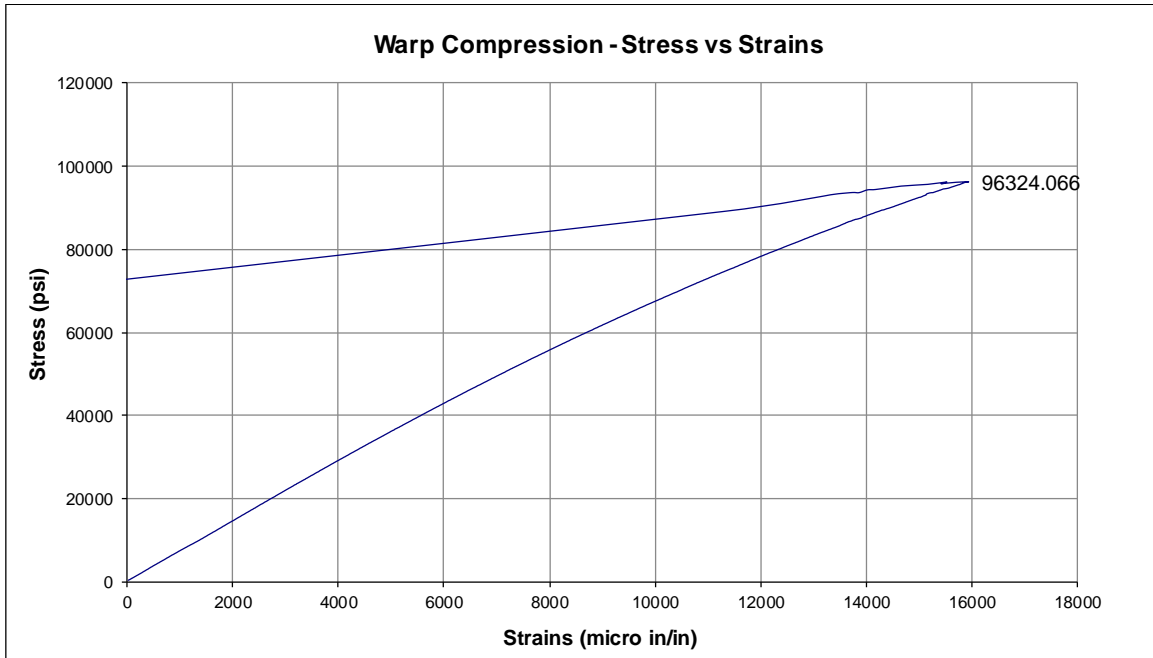


Damage Area and Dent Depth Summary:

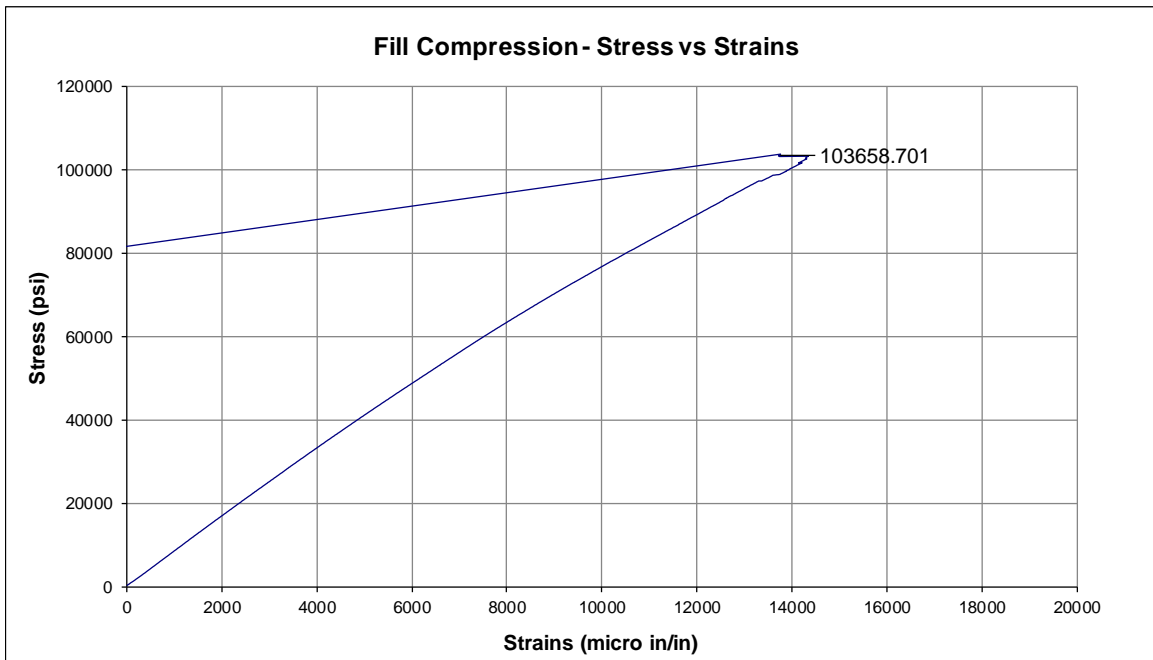
Specimen Number	Damage Area (inch²)	Dent Depth (inch)
TGKA112A	2.558	0.0335
TGKA113A	4.073	0.0275
TGKA114A	2.61	0.034
TGKA115A	2.626	0.025
TGKA116A	2.594	0.034
TGKA117A	3.198	0.031
TGKA118A	2.731	0.0365
TGKA119A	3.559	0.028

6 Stress vs. Strain Curve

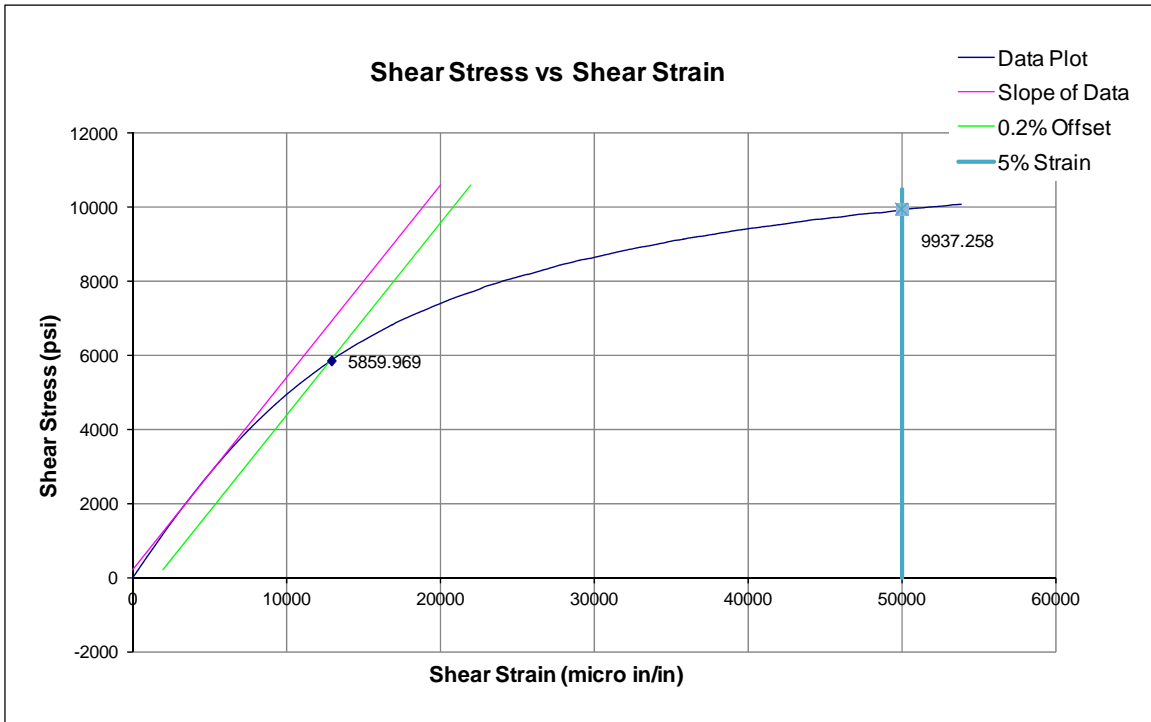
6.1 Warp Compression – RTD



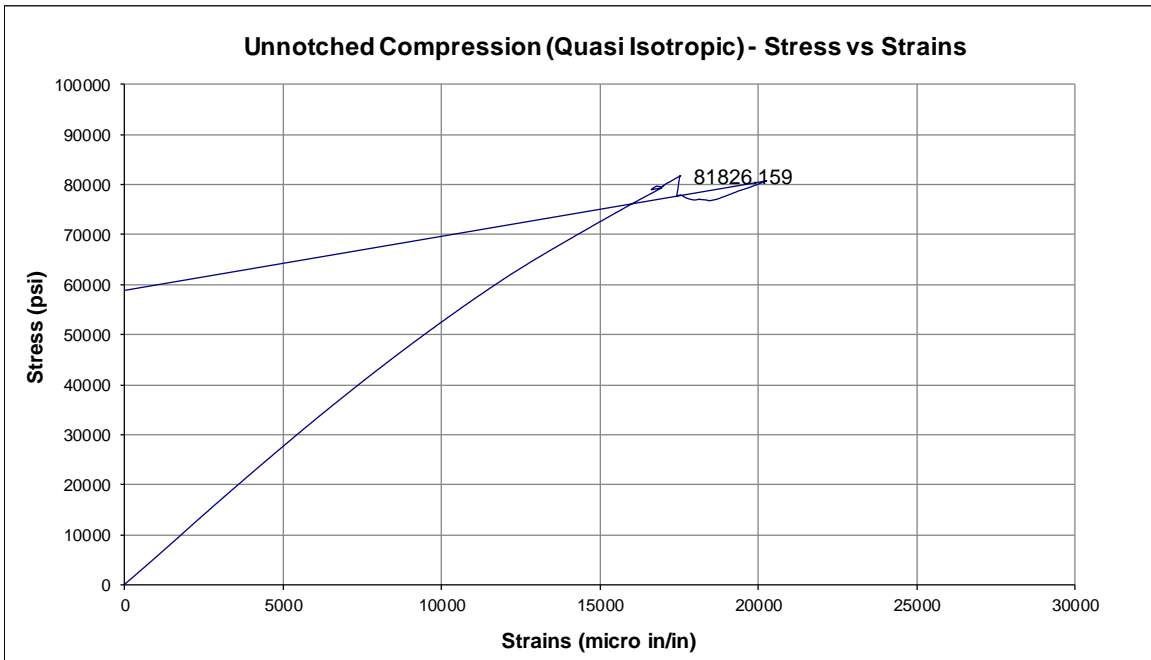
6.2 Fill Compression – RTD



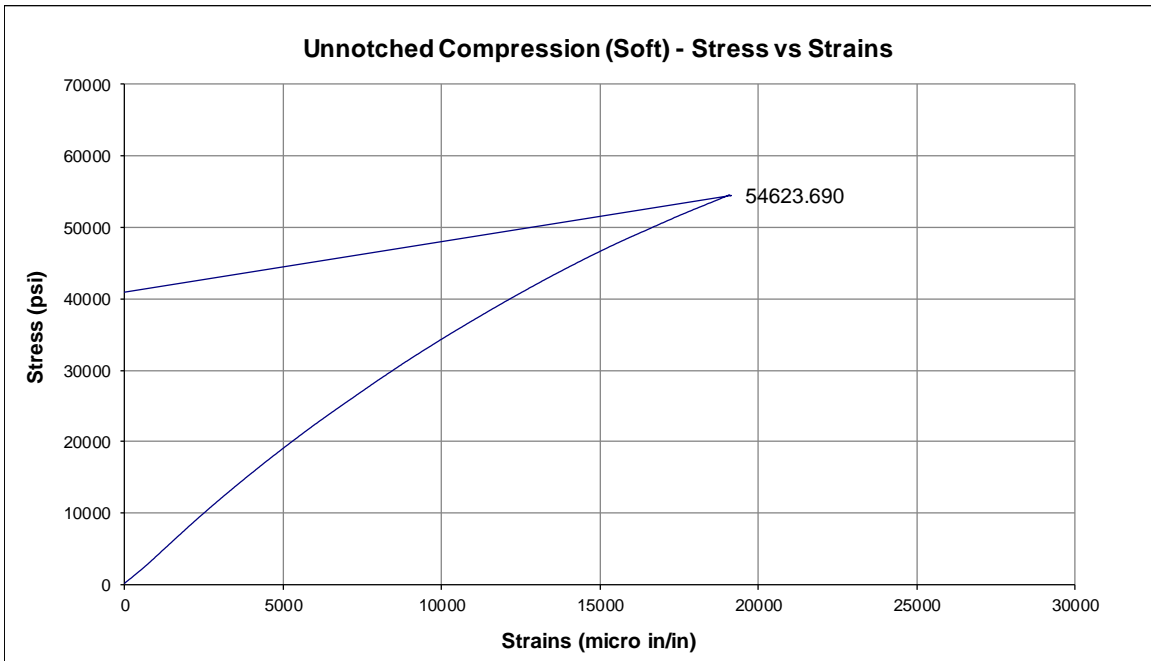
6.3 In-Plane Shear – RTD



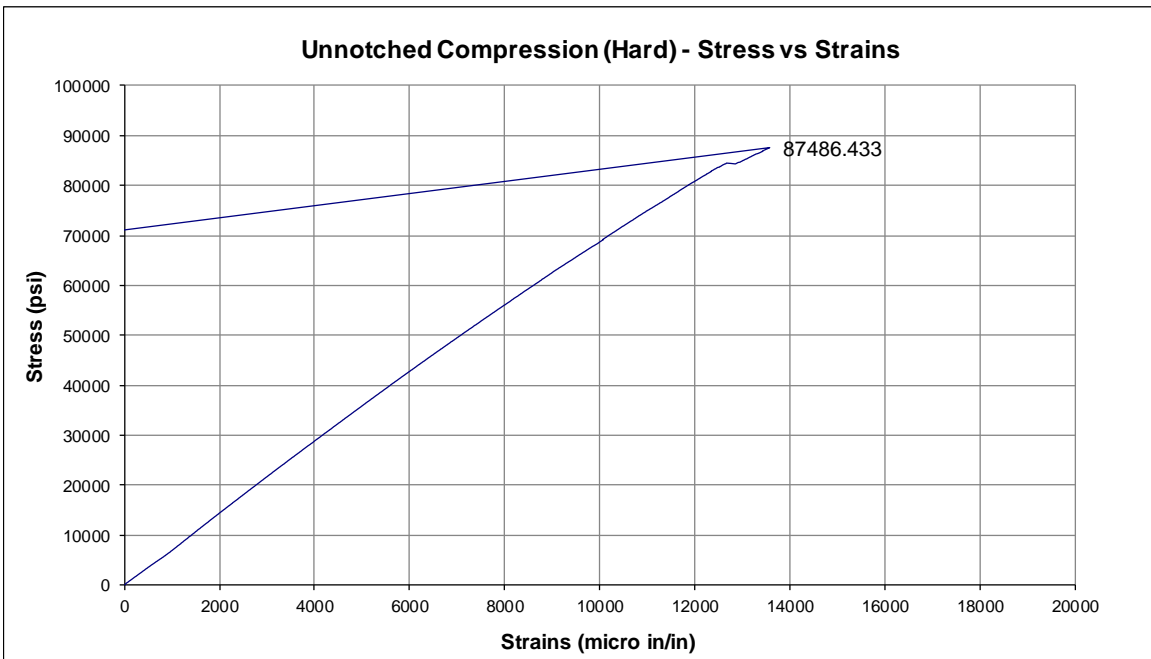
6.4 Unnotched Compression (Quasi Isotropic) – RTD



6.5 Unnotched Compression (Soft) – RTD



6.6 Unnotched Compression (Hard) – RTD



7 FLUID SENSITIVITY COMPARISON

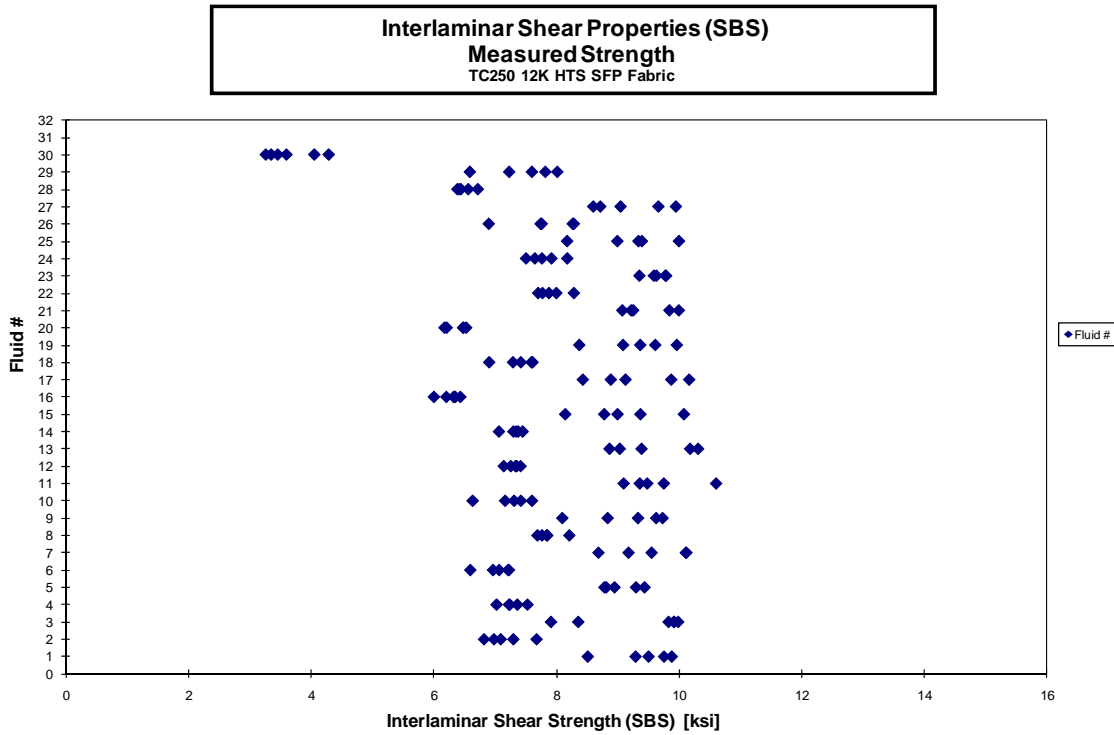
As indicated in the chart below, the worst case environment condition for Short Beam Strength was ETW. The 85% Relative Humidity condition as part of the fluid sensitivity screening, although similar in condition and time as ETW, were completed separately; which may have contributed to the difference between the two values.

Fluid	Average Short Beam Strength With Fluid (ksi)	Same Environment Short Beam Strength Without Fluid (ksi) (ETD)	Worst Case Environment Short Beam Strength (ksi) (ETW)	% Strength Reduction With Respect to ETD (no fluid)
1	7.173	6.771	4.364	-5.936
2	9.315	9.364	4.364	0.520
3	7.276	6.771	4.364	-7.452
4	9.051	9.364	4.364	3.338
5	7.013	6.771	4.364	-3.570
6	9.524	9.364	4.364	-1.706
7	7.870	6.771	4.364	-16.225
8	9.119	9.364	4.364	2.612
9	7.225	6.771	4.364	-6.702
10	9.653	9.364	4.364	-3.087
12	7.299	6.771	4.364	-7.800
13	9.550	9.364	4.364	-1.987
14	7.305	6.771	4.364	-7.884
15	9.070	9.364	4.364	3.144
16	6.264	6.771	4.364	7.487
17	9.292	9.364	4.364	0.773
18	7.363	6.771	4.364	-8.737
19	9.276	9.364	4.364	0.940
20	6.376	6.771	4.364	5.837
21	9.472	9.364	4.364	-1.153
22	7.925	6.771	4.364	-17.050
23	9.622	9.364	4.364	-2.758
24	7.801	6.771	4.364	-15.209
25	9.175	9.364	4.364	2.018
26	7.788	6.771	4.364	-15.014
27	9.190	9.364	4.364	1.857
28	6.505	6.771	4.364	3.927
29	7.449	9.364	4.364	20.450
30	3.672	6.771	4.364	45.770
31	3.672	9.364	4.364	60.787

Table 5-1: Fluid Sensitivity Comparison

Specimen Name	Test Condition	Fluid Type
TGQA 12XXX4	100LLAF @ RT (FS11RT)	100 Low Lead Aviation Fuel (ASTM D910)
TGQA 12XXX5	100LLAF @ 180F (FS11ET)	
TGQA 13XXX6	SAE2629 @ RT (FS12RT)	SAE AMS 2629 Jet Reference Fluid
TGQA 13XXX7	SAE2629 @ 180F (FS12ET)	
TGQA 14XXX8	5606 HF @ RT (FS13RT)	MIL-PRF-5606 Hydraulic Oil
TGQA 14XXX9	5606 HF @ 180F (FS13ET)	
TGQA 15XXXC	83282 HF @ RT (FS14RT)	MIL-PRF-83282 Hydraulic Oil
TGQA 15XXXD	83282 HF @ 180F (FS14ET)	
TGQA 16XXXH	7808 EO @ RT (FS15RT)	MIL-PRF-7808 Engine Oil
TGQA 16XXXI	7808 EO @ 180F (FS15ET)	
TGQA 17XXXJ	23699 EO @ RT (FS16RT)	MIL-PRF-23699, Class STD Engine Oil
TGQA 17XXXK	23699 EO @ 180F (FS16ET)	
TGQA 18XXXL	SEA @ RT (FS17RT)	Sea Water (ASTM D1141 or equiv.)
TGQA 18XXXM	SEA @ 180F (FS17ET)	
TGQA 19XXXN	SKYDROL @ RT (FS18RT)	Skydrol LD-4 (SAE AS1241, Type IV, Class 1)
TGQA 19XXXO	SKYDROL @ 180F (FS18ET)	
TGQA 1AAXXP	50% W + S @ RT (FS19RT)	50% Water With 50% Skydrol LD-4 (SAE AS1241, Type IV, Class 1)
TGQA 1AAXXQ	50% W + S @ 180F (FS19ET)	
TGQA 1BXXXR	MEK @ RT (FS21RT)	MEK washing fluid ASTM D 740
TGQA 1BXXXS	MEK @ 180F (FS21ET)	
TGQA 1CXXXT	P DEICING @ RT (FS22RT)	Polypropylene Glycol Deicer (Type I) Mil-A-824-3
TGQA 1CXXXU	P DEICING @ 180F (FS22ET)	
TGQA 1DXXXV	TT-I-735 @ RT (FS23RT)	Isopropyl Alcohol Deicing Agent (TT-I-735)
TGQA 1DXXXW	TT-I-735 @ 180F (FS23ET)	
TGQA 1EXXXX	DISTILLED @ RT (FS31RT)	Distilled Water
TGQA 1EXXXV	DISTILLED @ 180F (FS31ET)	
TGQA 1FXXXa	6.1 DRY @ RT (FS32RT)	Dry
TGQA 1FXXXb	6.1 DRY @ 180F (FS32ET)	
TGQA 1GXXXm	6.1 WET @ RT (FS33RT)	85% Relative Humidity
TGQA 1GXXXn	6.1 WET @ 180F (FS33ET)	

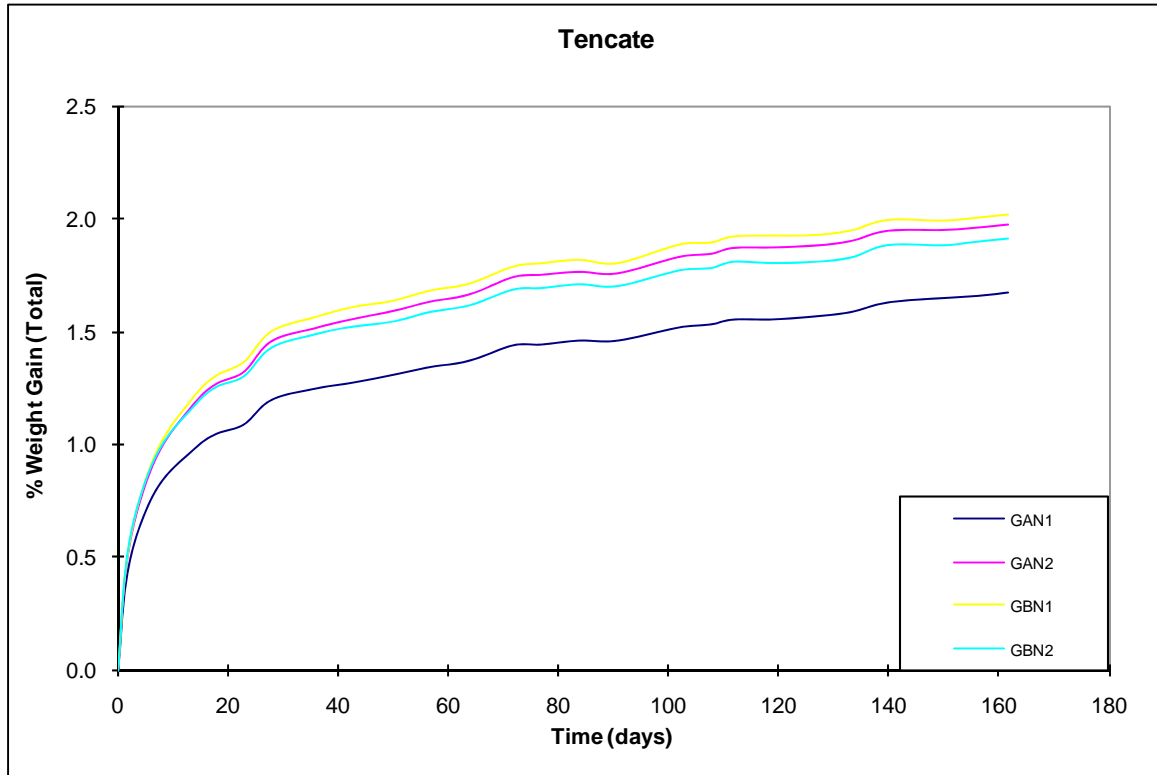
Table 5-2: Fluid Sensitivity Naming Convention



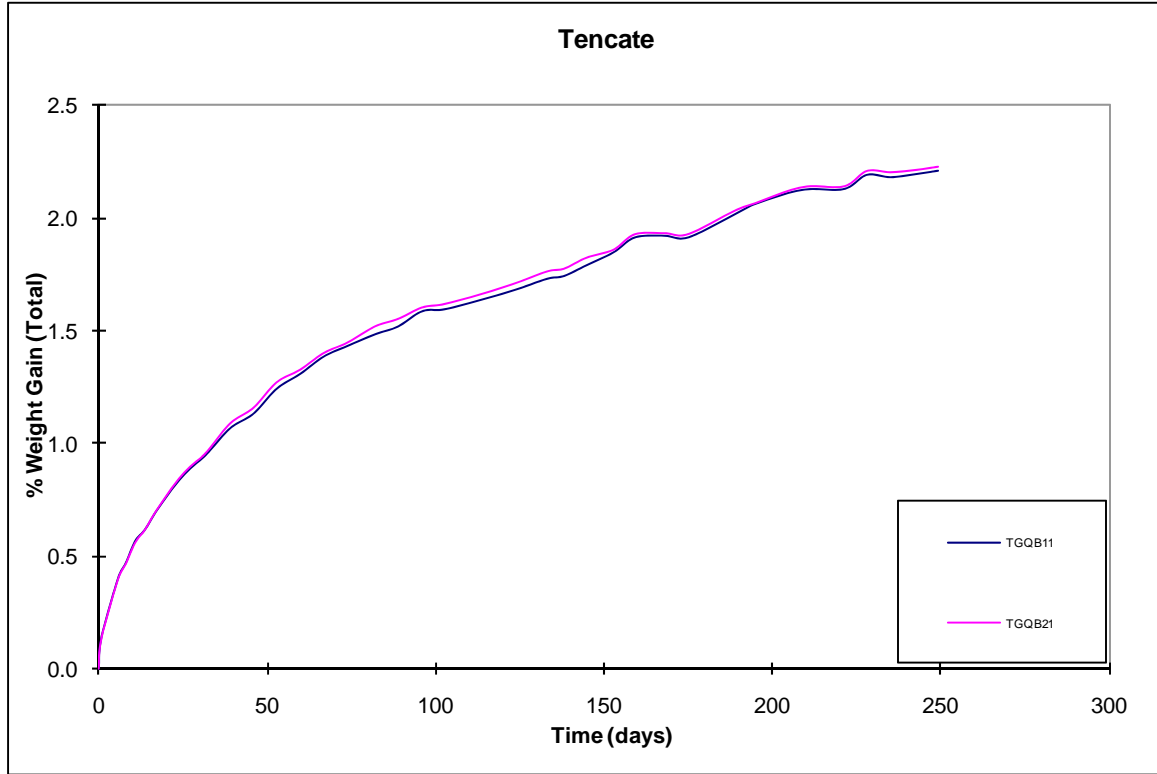
Fluid	SPECIMEN NAME	FLUID EXPOSURE, DURATION	CODE
1	TGQA120174	100 Low Lead Av Fuel @ RT, 90 days	FS11RT
2	TGQA120225	100 Low Lead Av Fuel @ 180F, 90 days	FS11ET
3	TGQA130256	SAE AMS 2629 JET REF FLUID @ RT, 90 days	FS12RT
4	TGQA130317	SAE AMS 2629 JET REF FLUID @ 1800F, 90 days	FS12ET
5	TGQA140378	MIL 5606 HYDRAULIC @ RT, 90 days	FS13RT
6	TGQA140479	MIL 5606 HYDRAULIC @ 180F, 90 days	FS13ET
7	TGQA1F160a	DRY @ RT, 90 days	FS32RT
8	TGQA1F168b	DRY @ 180F, 90 days	FS32ET
9	TGQA15051C	MIL 83282 HYDRAULIC @ RT, 90 days	FS14RT
10	TGQA15060D	MIL 83282 HYDRAULIC @ 180F, 90 days	FS14ET
11	TGQA16061H	MIL 7808 ENGINE OIL @ RT, 90 days	FS15RT
12	TGQA16071I	MIL 7808 ENGINE OIL @ 180F, 90 days	FS15ET
13	TGQA17076J	MIL 23699 ENGINE OIL @ RT, 90 days	FS16RT
14	TGQA17081K	MIL 23699 ENGINE OIL @ 180F, 90 days	FS16ET
15	TGQA18086L	SALT WATER @ RT, 90 days	FS17RT
16	TGQA18094M	SALT WATER @ 180F, 90 days	FS17ET
17	TGQA19101N	SKYDROL LD-4 @ RT, 90 days	FS18RT
18	TGQA19102O	SKYDROL LD-4 @ 180F, 90 days	FS18ET
19	TGQA1A109P	50% WATER AND 50% SKYDROL LD-4 @ RT, 90 days	FS19RT
20	TGQA1A118Q	50% WATER AND 50% SKYDROL LD-4 @ 180F, 90 days	FS19ET
21	TGQA1B120R	MEK WASHING FLUID ASTM D740 @ RT, 90 minutes	FS21RT
22	TGQA1B128S	MEK WASHING FLUID ASTM D740 @ 180F, 90 minutes	FS21ET
23	TGQA1C131T	POLYPROPYLENE GLYCOL DEICER @ RT, 90 minutes	FS22RT
24	TGQA1C135U	POLYPROPYLENE GLYCOL DEICER @ 180F, 90 minutes	FS22ET
25	TGQA1D141V	ISOPROPYL ALCOHOL DEICING AGENT @ RT, 48±4 hours	FS23RT
26	TGQA1D144W	ISOPROPYL ALCOHOL DEICING AGENT @ 180F, 48±4 hours	FS23ET
27	TGQA1E151X	DISTILLED WATER @ RT, 90 days	FS31RT
28	TGQA1E158Y	DISTILLED WATER @ 180F, 90 days	FS31ET
29	TGQA1G174m	85% RELATIVE HUMIDITY @ RT, per Sec 6.1 of test plan	FS33RT
30	TGQA1G177n	85% RELATIVE HUMIDITY @ 180F, per Sec 6.1 of test plan	FS33ET

8 MOISTURE CONDITIONING CHARTS

8.1 In-Plane Shear Properties – Thinnest Panel



8.2 Lamina Short Beam Shear Properties – Thickest Panel



The rest of the curves can be found on the CD that accompanies this report.

9 DMA Results

The charts below are only examples. The remaining files can be obtained from the CD provided with this report.

DMA Results Summary				
Tencate 071029C1 TGTX XX WET				
Sample #	Onset Storage Modulus		Peak of Tangent Delta	
	Tg [°C]	Tg [°F]	Tg [°C]	Tg [°F]
TGTA 11 (B02-ACT-SSB1-A-C1-DMA-WET)	93.08	199.54	131.61	268.90
TGTA 20 (B02-ACT-UNC1-A-C2-DMA-WET)	90.25	194.45	115.21	239.38
TGTA 29 (B02-ACT-FHC3-A-C2-DMA-WET)	92.73	198.91	119.48	247.06
TGTA 1G (B02-ACT-OHC1-A-C1-DMA-WET)	91.38	196.48	123.78	254.80
TGTA 1J (B02-ACT-WT-A-C1-DMA-WET)	94.63	202.33	117.02	242.64
TGTA 1L (B02-ACT-WC-A-C1-DMA-WET)	89.47	193.05	126.24	259.23
TGTA 2L (B02-ACT-WC-A-C2-DMA-WET)	87.81	190.06	120.98	249.76
TGTA 1U (B02-ACT-FT-A-C1-DMA-WET)	89.14	192.45	111.32	232.38
TGTB 29 (B02-ACT-FHC3-B-C2-DMA-WET)	89.19	192.54	121.20	250.16
TGTB 1J (B02-ACT-WT-B-C1-DMA-WET)	90.43	194.77	114.01	237.22
TGTB 2C (B02-ACT-UNT3-B-C2-DMA-WET)	90.38	194.68	110.67	231.21
TGTB 2I (B02-ACT-OHC3-B-C2-DMA-WET)	90.06	194.11	124.80	256.64
TGTB 2L (B02-ACT-WC-B-C2-DMA-WET)	89.92	193.86	132.46	270.43
TGTB 2U (B02-ACT-FT-B-C2-DMA-WET)	90.21	194.38	110.93	231.67
TGTB 2Y (B02-ACT-UNC3-B-C2-DMA-WET)	89.39	192.90	112.61	234.70
TGTB 1Z (B02-ACT-FC-B-C1-DMA-WET)	93.16	199.69	116.56	241.81
TGTC 11 (B02-ACT-SSB1-C-C1-DMA-WET)	93.90	201.02	128.19	262.74
TGTC 20 (B02-ACT-UNC1-C-C2-DMA-WET)	98.48	209.26	125.73	258.31
TGTC 26 (B02-ACT-FHT3-C-C2-DMA-WET)	91.53	196.75	122.66	252.79
TGTC 1G (B02-ACT-OHC1-C-C1-DMA-WET)	90.58	195.04	131.85	269.33
TGTC 1J (B002-ACT-WT-C-C1-DMA-WET)	86.50	187.70	113.27	235.89
TGTC 1L (B02-ACT-WC-C-C1-DMA-WET)	94.09	201.36	122.43	252.37
TGTC 2L (B02-ACT-WC-C-C2-DMA-WET)	93.84	200.91	118.22	244.80
TGTC 1U (B02-ACT-FT-C-C1-DMA-WET)	95.15	247.42	116.35	372.29
Average	91.47	198.49	120.32	254.02
Standard Deviation	2.68	11.40	6.79	27.96

Table 9-1: DMA Wet Results

DMA Results Summary				
Tencate 071029C1 TGTX XX RTD				
Sample #	Onset Storage Modulus		Peak of Tangent Delta	
	Tg [°C]	Tg [°F]	Tg [°C]	Tg [°F]
TGTA 11 (B02-ACT-SSB1-A-C1-DMA-DRY)	130.42	266.76	194.61	382.30
TGTA 20 (B02-ACT-UNC1-A-C2-DMA-DRY)	128.15	262.67	188.19	370.74
TGTA 29 (B02-ACT-FHC3-A-C2-DMA-DRY)	139.17	282.51	195.04	383.07
TGTA 1G (B02-ACT-OHC1-A-C1-DMA-DRY)	123.91	255.04	197.94	388.29
TGTA 1J (B02-ACT-WT-A-C1-DMA-DRY)	123.62	254.52	187.43	369.37
TGTA 1L (B02-ACT-WC-A-C1-DMA-DRY)	130.97	267.75	188.66	371.59
TGTA 2L (B02-ACT-WC-A-C2-DMA-DRY)	130.57	267.03	186.85	368.33
TGTA 1U (B02-ACT-FT-A-C1-DMA-DRY)	124.07	255.33	186.37	367.47
TGTB 29 (B02-ACT-FHC3-B-C2-DMA-DRY)	123.83	254.89	196.01	384.82
TGTB 1J (B02-ACT-WT-B-C1-DMA-DRY)	123.66	254.59	195.63	384.13
TGTB 2C (B02-ACT-UNT3-B-C2-DMA-DRY)	124.45	256.01	193.56	380.41
TGTB 2I (B02-ACT-OHC3-B-C2-DMA-DRY)	126.05	258.89	193.98	381.16
TGTB 2L (B02-ACT-WC-B-C2-DMA-DRY)	129.17	264.51	168.36	335.05
TGTB 2U (B02-ACT-FT-B-C2-DMA-DRY)	118.46	245.23	186.37	367.47
TGTB 2Y (B02-ACT-UNC3-B-C2-DMA-DRY)	125.06	257.11	187.60	369.68
TGTB 1Z (B02-ACT-FC-B-C1-DMA-DRY)	130.92	267.66	190.18	374.32
TGTC 11 (B02-ACT-SSB1-C-C1-DMA-DRY)	121.57	250.83	189.49	373.08
TGTC 20 (B02-ACT-UNC1-C-C2-DMA-DRY)	129.52	265.14	191.80	377.24
TGTC 26 (B02-ACT-FHT3-C-C2-DMA-DRY)	117.09	242.76	184.18	363.52
TGTC 1G (B02-ACT-OHC1-C-C1-DMA-DRY)	128.90	264.02	194.61	382.30
TGTC 1J (B002-ACT-WT-C-C1-DMA-DRY)	132.10	269.78	183.16	361.69
TGTC 1L (B02-ACT-WC-C-C1-DMA-DRY)	120.20	248.36	191.34	376.41
TGTC 2L (B02-ACT-WC-C-C2-DMA-DRY)	128.65	263.57	191.35	376.43
TGTC 1U (B02-ACT-FT-C-C1-DMA-DRY)	119.68	247.42	189.05	372.29
Average	126.26	259.26	189.66	373.38
Standard Deviation	5.10	9.17	6.03	10.85

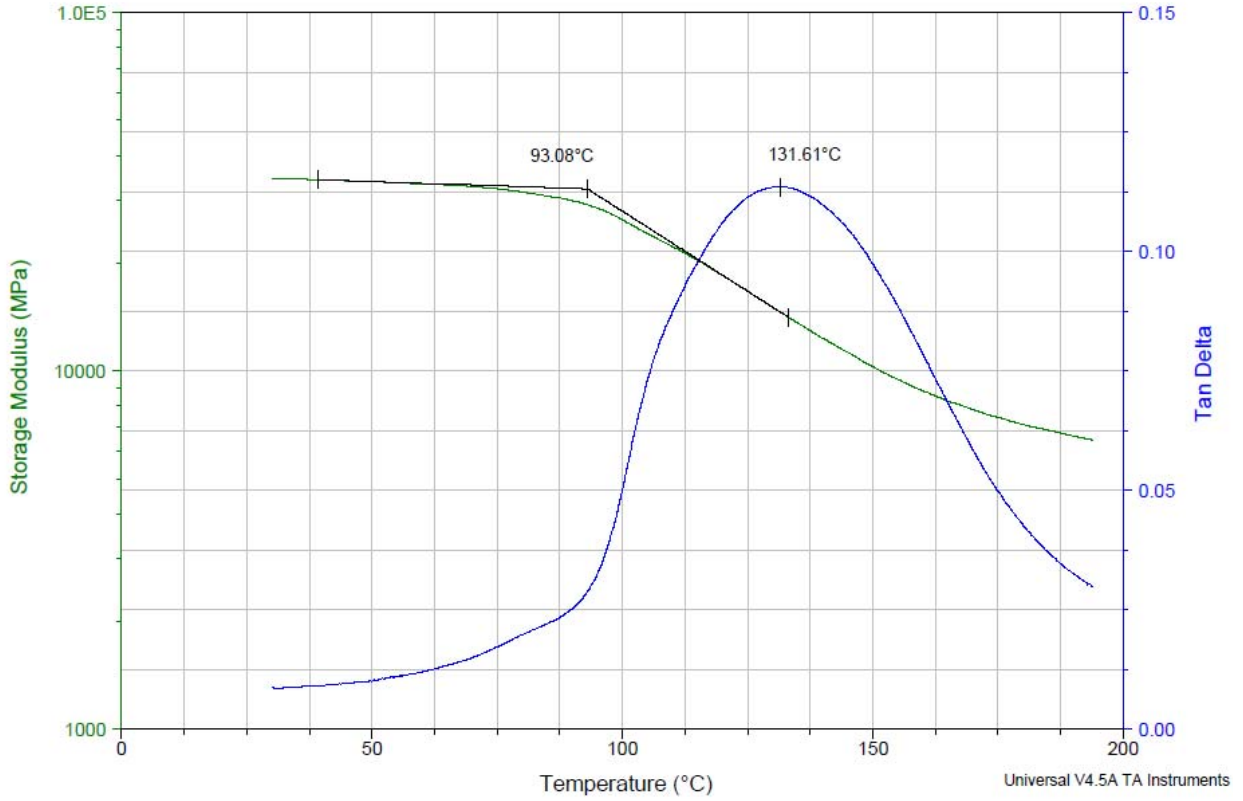
Table 9-2: DMA Dry Results

9.1 DMA Wet Batch A

Sample: TGTA 11
Size: 20.0000 x 6.3900 x 1.5000 mm
Method: Strain Controlled Ramp @ 5C/min
Comment: Tencate 071029C1 TGTA 11 (B02-ACT-SSB1-A-C1-DMA-WET)

DMA

File: \\...Tencate\071029C1WET\TGTA 11.001
Operator: Matt
Run Date: 15-Jul-2009 15:44
Instrument: DMA Q800 V7.5 Build 127

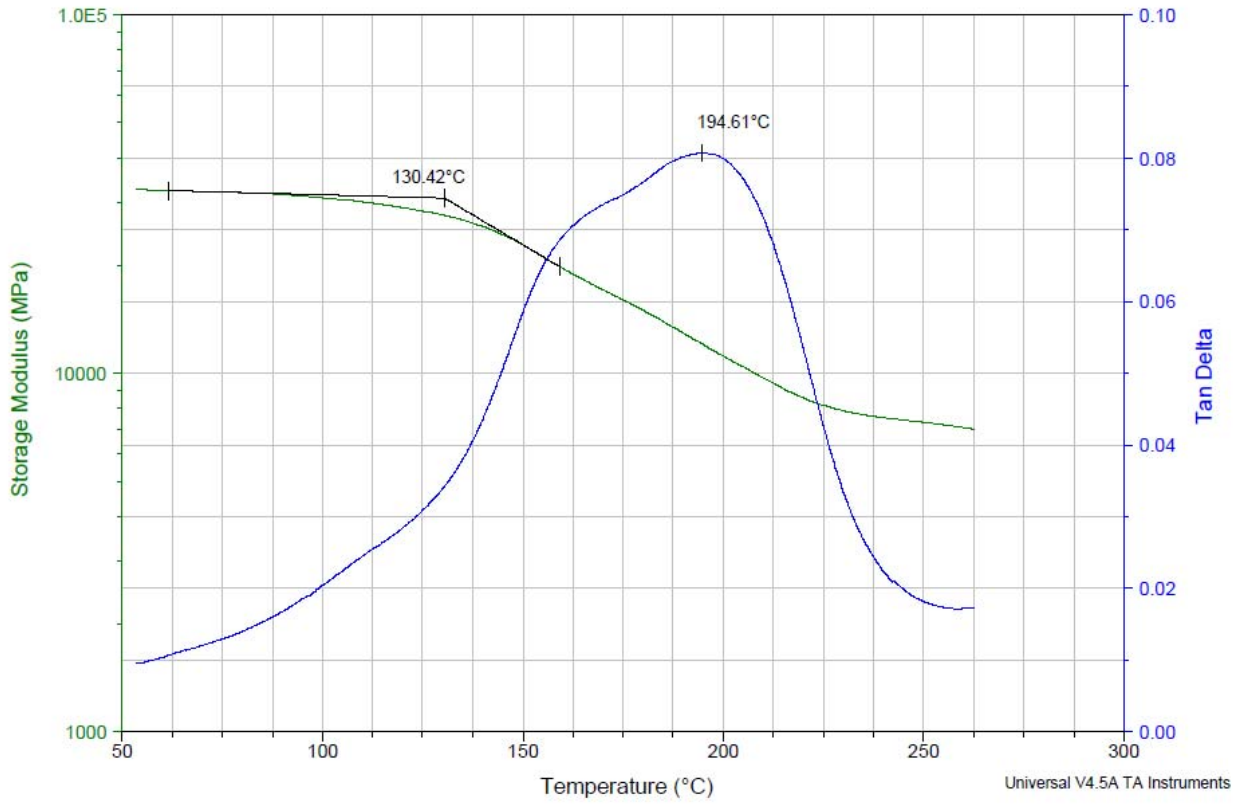


9.2 DMA Dry Batch A

Sample: TGTA 11
Size: 20.0000 x 6.4000 x 1.5300 mm
Method: Strain Controlled Ramp @ 5C/min
Comment: Tencate 071029C1 TGTA 11 (B02-ACT-SSB1-A-C1-DMA-DRY)

DMA

File: \\...071029C1 TGTX XX\RTD\TGTA 11.001
Operator: Ping
Run Date: 09-Mar-2009 10:44
Instrument: DMA Q800 V7.5 Build 127



10 Physical Test Results

Physical test results were obtained at TenCate. HPLC and chemical reactivity results can be obtained from the CD accompanying this report.

11 Deviations

For fluid sensitivity testing Jet Reference fluid called out in the NCAMP test plan is a rare fuel and therefore extremely expensive. As a replacement, we used Jet Fuel A per ASTM D1655. AMS2629 is a jet reference fuel intended to simulate jet engine fuel only. This was approved by all participating panel fabricators.

One of the Warp Tension Panels: NTP6888Q2-TCA-B02-ACT-WT-A-C2 is only 13" in length along the 0° direction instead of 24" as per the test plan panel dimensions.

Single Shear Bearing Batch A and B RTD tests were stopped soon after 2% offset was obtained; consequently Ultimate Bearing Load was not obtained.

Laminate Short Beam Strength specimens are taken from UNC1 panel instead of CAI1 in order to obtain enough samples to meet the test matrix (3 batches at 2 cures each)