

The logo for ARC23 is centered within a large white circle. It features the text "ARC23" in a bold, black, sans-serif font. Below the text are four stylized leaf shapes in a row, colored from left to right: orange, red, green, and blue. To the right of the white circle is a smaller, solid light gray circle.

ARC23



Data Reporting in Bb and Panopto

Carolyn Speer, PhD

Director, Office of Instructional Resources

Agenda

- The amount of data available to professors is increasing rapidly
- What are Impact Course Reports?
- How to find and run Impact Course Reports
 - Original
 - Ultra
- Reporting in Panopto



[This Photo](#) by Unknown Author is licensed under [CC BY-NC](#)

We are Expanding our Data Reach

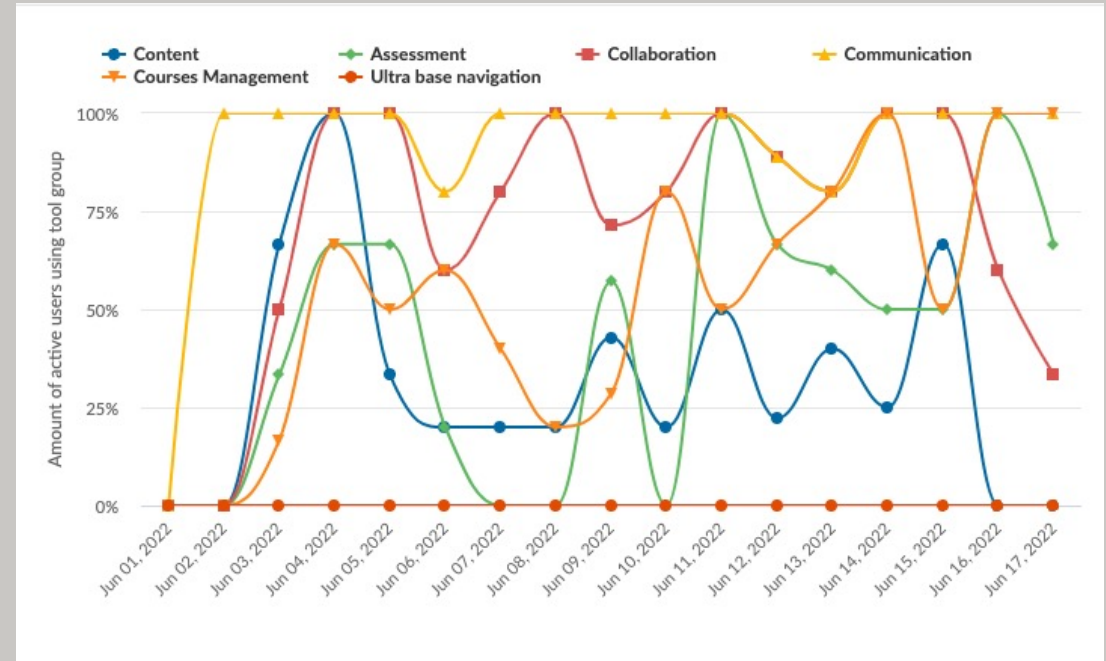
- The Office of Instructional Resources now has full access to the entire Bb database (read only!)
- That means we can track every single click inside of Bb
- We are expanding our capabilities in this area, but for now, faculty, chairs, and deans who would like us to run reports can send us a request at OIR@Wichita.edu



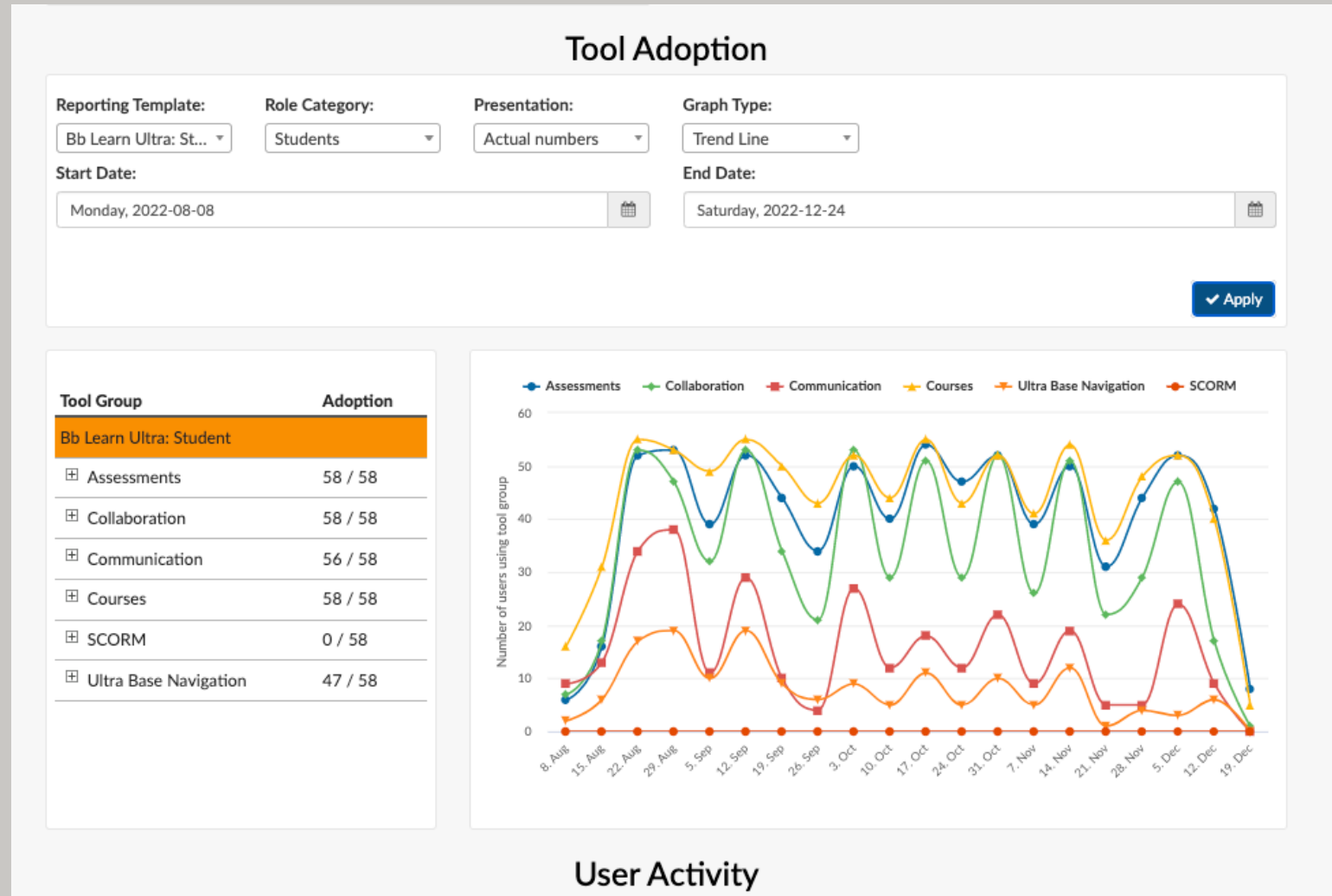
This Photo by Unknown Author is licensed under [CC BY](https://creativecommons.org/licenses/by/4.0/)

What are Impact Course Reports?

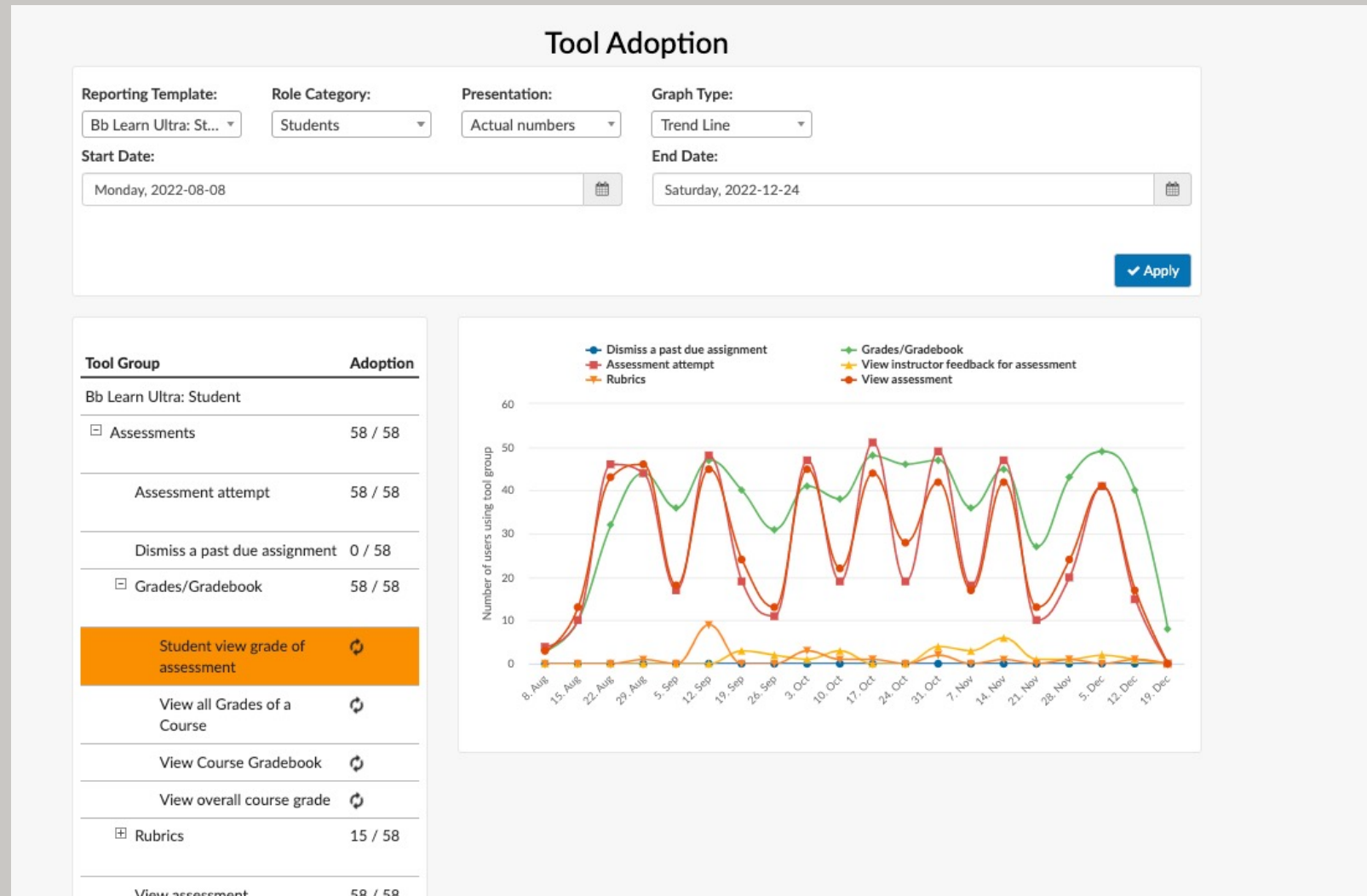
- Impact Course Reports are available to all instructors using Blackboard
- You do not need to request access to these reports, they are already there
- These reports do rely on “triggers” being placed appropriately, so if you see something weird in a report, we might not have sufficient triggers. Let us know!
- Graphs AND stats by student



Example #1: Properly Run Course Overview

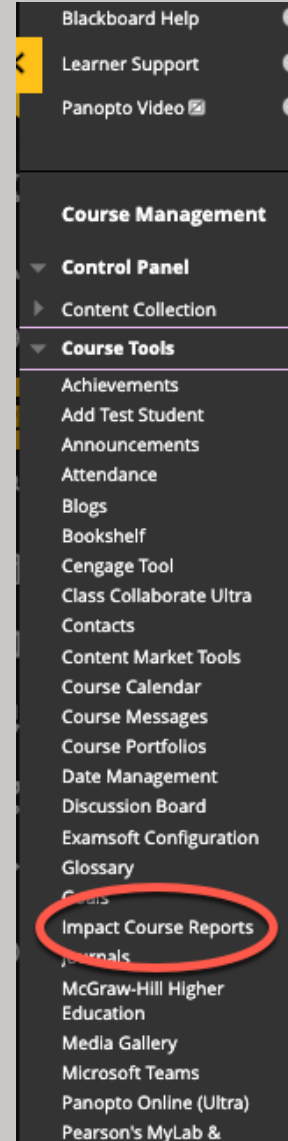


Example #2: Drilled Down Report



Accessing Impact Course Reports: Original

- These are easy to find:
- Course Management area > Course Tools > Impact Course Reports



Default Report Template Works for Original

Course Activity

American Politics (POL-121-11466-Fall 2022) (POL-121-11466-202310)

Key Figures	
Enrolled students	59
Student Participation Level	100%
Days since last student access	1
Days since last instructor access	0

Instructor	Course Role	Last Access
------------	-------------	-------------

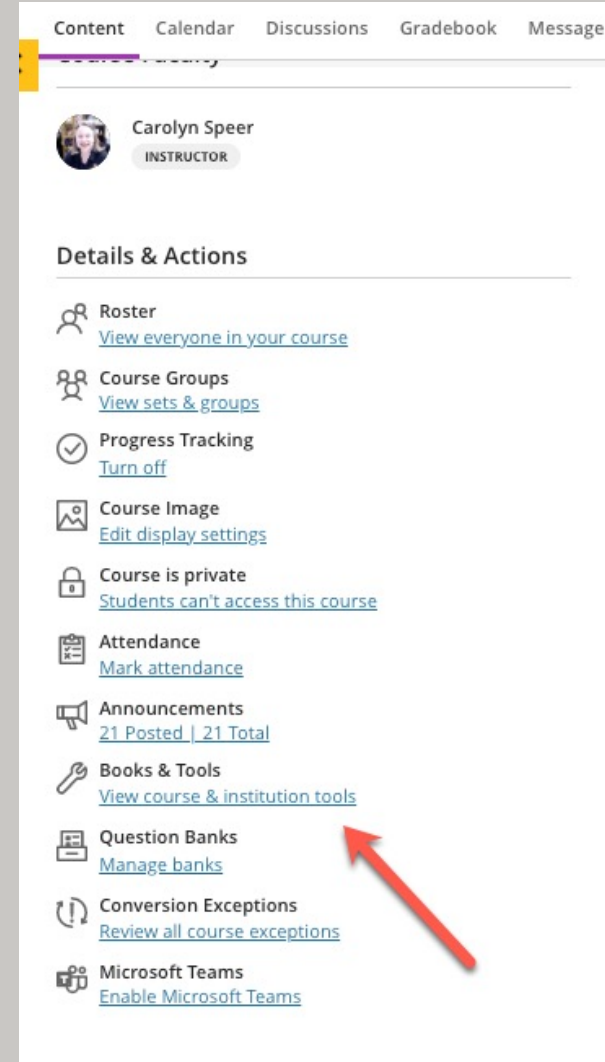
Tool Adoption

Reporting Template: **Bb Learn Original...** Role Category: **Students** Presentation: **Fixed %** Graph Type: **Trend Line**

Start Date: **Friday, 2022-10-07** End Date: **Saturday, 2023-01-07**

Accessing Impact Course Reports: Ultra

- Access from the “Books and Tools” link on the left
- Choose “Impact Course Reports”
- Make sure to run the Ultra (not Original) report!
- Change the parameters to suit your needs
- Click each + area to drill down
- Report problems!



The screenshot displays a course management interface with a navigation bar at the top containing links for Content, Calendar, Discussions, Gradebook, and Messages. Below the navigation bar, the user's profile is shown as Carolyn Speer, INSTRUCTOR. A 'Details & Actions' section lists various course management options, each with an icon and a link:

- Roster: [View everyone in your course](#)
- Course Groups: [View sets & groups](#)
- Progress Tracking: [Turn off](#)
- Course Image: [Edit display settings](#)
- Course is private: [Students can't access this course](#)
- Attendance: [Mark attendance](#)
- Announcements: [21 Posted | 21 Total](#)
- Books & Tools: [View course & institution tools](#)
- Question Banks: [Manage banks](#)
- Conversion Exceptions: [Review all course exceptions](#)
- Microsoft Teams: [Enable Microsoft Teams](#)

A red arrow points to the 'Books & Tools' link.

Default Reporting Template Changes for Ultra

Course Activity

American Politics (POLs-121-11466-Fall 2022) (POLs-121-11466-202310)

Key Figures

Enrolled students	59
Student Participation Level	100%
Days since last student access	1
Days since last instructor access	0

Instructor	Course Role	Last Access
Carolyn Speer	Instructor	2023, Jan 4
Carolyn Speer	Instructor	2023, Jan 7

Tool Adoption

Reporting Template:

Bb Learn Original...

Role Category:

Students

Presentation:

Fixed %

Graph Type:

Trend Line

End Date:

Saturday, 2023-01-07

Apply

Reporting Template:

Bb Learn Original...

Migration to Blackboard Learn Ultra Experience

Bb Learn Ultra: Instructor

Bb Learn Ultra: Student

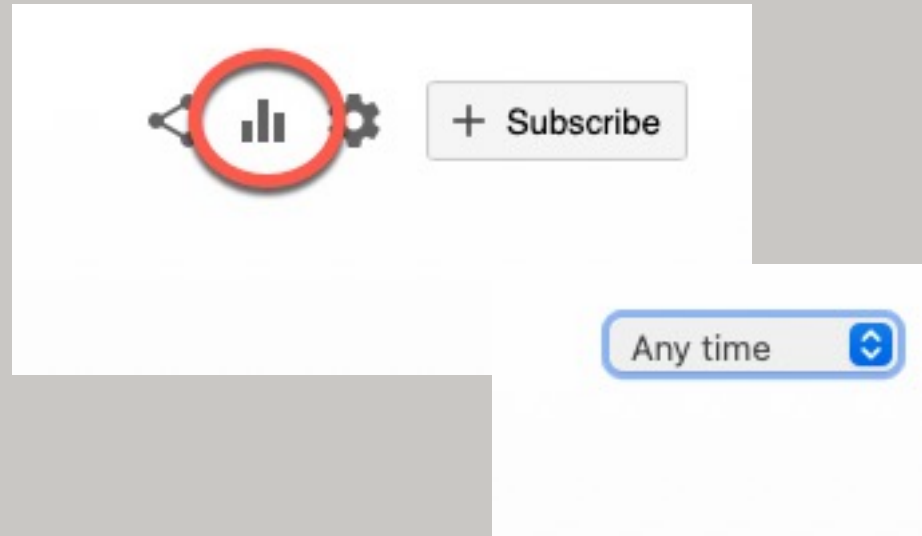
Integrated Tools

Tool	Adoption
Bb Learn Original: Student	
Assessment	0.0 %
Collaboration	0.0 %
Communication	0.0 %
Content	0.0 %
Courses Management	0.0 %
Ultra base navigation	41.1 %

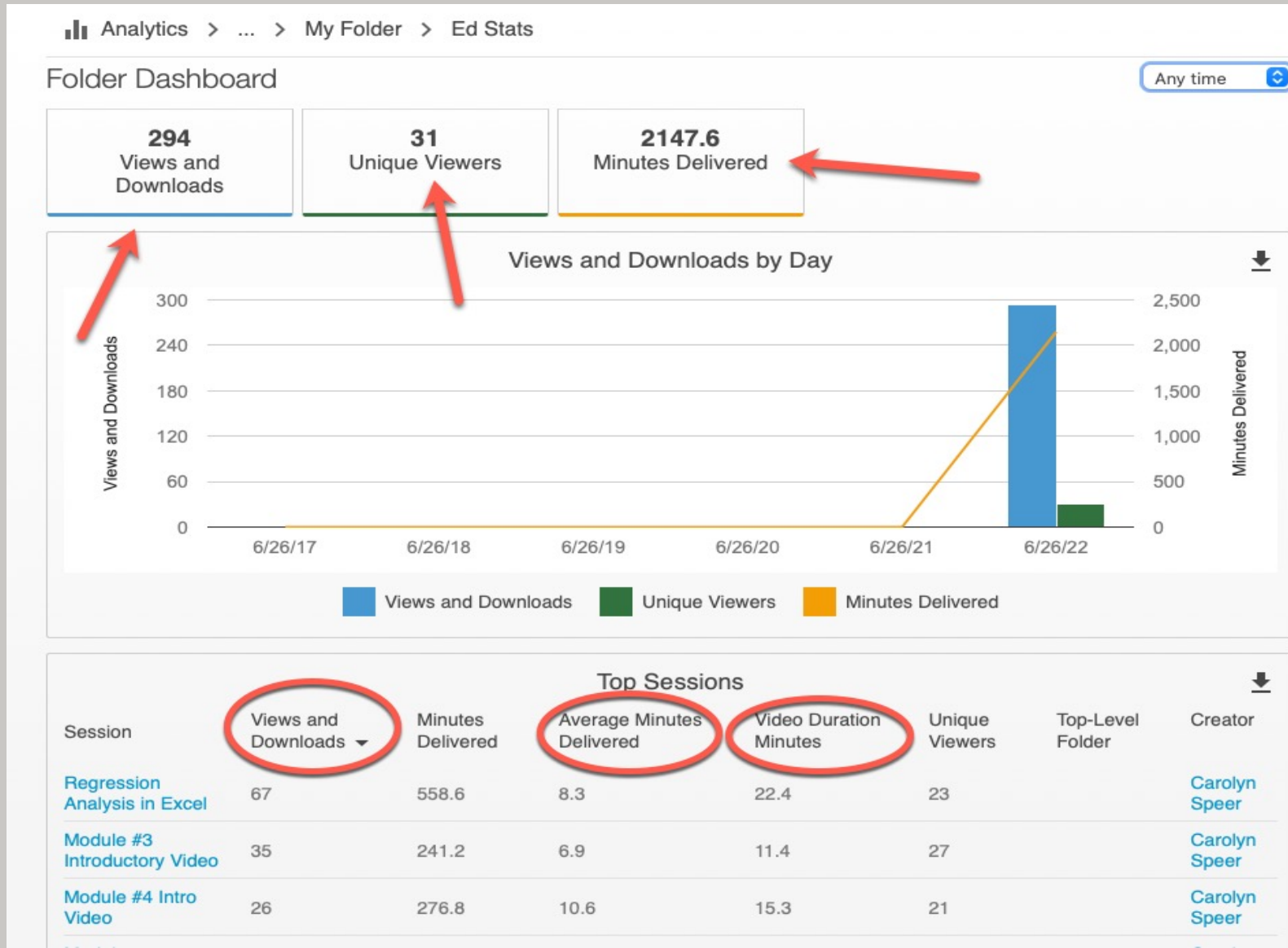
Date	Content	Courses Management	Assessment	Collaboration	Communication	Ultra base navigation
3 Oct	0.0%	0.0%	0.0%	0.0%	0.0%	~10%
10 Oct	0.0%	0.0%	0.0%	0.0%	0.0%	~5%
17 Oct	0.0%	0.0%	0.0%	0.0%	0.0%	~10%
24 Oct	0.0%	0.0%	0.0%	0.0%	0.0%	~5%
31 Oct	0.0%	0.0%	0.0%	0.0%	0.0%	~15%
7 Nov	0.0%	0.0%	0.0%	0.0%	0.0%	~5%
14 Nov	0.0%	0.0%	0.0%	0.0%	0.0%	~10%
21 Nov	0.0%	0.0%	0.0%	0.0%	0.0%	~5%
28 Nov	0.0%	0.0%	0.0%	0.0%	0.0%	~5%
5 Dec	0.0%	0.0%	0.0%	0.0%	0.0%	~5%
12 Dec	0.0%	0.0%	0.0%	0.0%	0.0%	~10%
19 Dec	0.0%	0.0%	0.0%	0.0%	0.0%	~5%
26 Dec	0.0%	0.0%	0.0%	0.0%	0.0%	41.1%
2 Jan	0.0%	0.0%	0.0%	0.0%	0.0%	0.0%

Panopto Reporting

- Wichita.hosted.Panopto.com
- Find your video or folder of videos
- In the upper right, look for the “bar graph” icon
- Change date range to suit your needs
- Apply!



Components of a Panopto Report



Getting Help

- OIR can help with technical problems and training needs
- Email us at OIR@Wichita.edu
- Come to Labs! Every Tuesday and Wednesday from 1:00-3:00 pm: Wichita.edu/OIRLabs for the Zoom link
- Come to Teaching Matters in March for any updates!
- All reports like Chrome best



[This Photo](#) by Unknown Author is licensed under [CC BY-SA-NC](#)



Thank You!