

2022 Regent Universities
USS-UPS Survey

Report for Wichita State University (WSU), including:
WSU UPS Results
Statewide UPS Results



August 2022

Brett Zollinger, Ph.D.
Director

Jian Sun, Ph.D.
Assistant Director

Michael S. Walker, M.S.
Research Scholar

Marisa M. Johnson, M.B.A.
Administrative Specialist

Leslie Watson-Divittore, M.S.
Research Coord. Admin. Specialist

*The staff of the Docking Institute of Public Affairs and its University Center for Survey Research
are dedicated to serving the people of Kansas and surrounding states.*

Mission:

To facilitate effective public policy decision-making among governmental and nonprofit entities



Docking Institute of Public Affairs
Fort Hays State University
600 Park Street
Hays, Kansas 67601-4099
Telephone: (785) 628-4197
FAX: (785) 628-4188
www.fhsu.edu/docking



2022 Regent Universities
USS-UPS Survey

Report for Wichita State University (WSU), including:
WSU UPS Results
Statewide UPS Results

Prepared By:

Michael S. Walker

and

Leslie Watson-Divittore
Wesley Davis
Hannah Cross

Docking Institute of Public Affairs

Copyright © August 2022
All Rights Reserved

Contents

Contents	i
Introduction	1
Introduction	1
Methods.....	1
Summary	2
Findings	4
Table 1: Years of Employment	4
Item Importance and Appreciation of Work Performance	5
Figure 1: Item Ranking	6
Table 2: Additional High Importance Items (Categories).....	7
Figure 2: Appreciation of Work Performed	9
Work Morale	10
Figure 3: Morale at Work.....	10
Figure 4: Morale Compared to Two Years Ago	11
Figure 5: Why Morale Has Worsened.....	12
Figure 6: Why Morale has Improved or Remained the Same.....	13
Wages and Second Job	14
Figure 7: Perception of Current Wages.....	15
Figure 8: Have or Consider a Second Job or Other Income	16
Figure 9: Why Have/Consider a Second Job or Other Income.....	18
Figure 10: Reasons for Continued University Employment.....	20
Job Satisfaction, Incentives, and Health Insurance	21

Figure 11a: Job Satisfaction	22
Figure 11b: Job Satisfaction (Continued)	23
Table 3: Additional Job Satisfaction Items/Issues (Categories)	24
Figure 12a: Incentives or Opportunities	26
Figure 12b: Incentives or Opportunities (Continued)	27
Table 4: Additional Incentives or Opportunities (Categories)	28
Figure 13: Opinions about Health Insurance	30
Budget Limitation Impacts	31
Figure 14: Opinions about Budget Limitation Impacts	32
Different Job	33
Figure 15: Looking for Different Job	33
Figure 16: Looking for On- and/or Off-Campus Job.....	34
Table 5: Additional Comments.....	35
Appendix A, B, C, and D included individual comments and were removed to maintain confidentiality as explained in the survey	
Appendix E: Survey.....	75
Email Invitation – 2022 Regent Universities USS-UPS Survey	75
2022 Regent Universities USS-UPS Survey Instrument.....	76

Introduction

Introduction

A coalition of representatives from University Support Staff (USS) and Unclassified Professional Staff (UPS) organizations from six Regent Universities in Kansas asked the Docking Institute of Public Affairs to conduct a survey of USS and UPS employees. The six universities included Emporia State University (ESU), Fort Hays State University (FHSU), Kansas State University (KSU), Pittsburg State University (PSU), Wichita State University (WSU), and the University of Kansas (KU).

The survey was conducted during spring 2022 using Qualtrics on-line survey software. Email addresses for USS and UPS employees of the six universities during the spring 2022 semester were provided to the Docking Institute. Invitations to participate in the survey (including a link to an online survey) were emailed to all USS and UPS employees listed. This research project was submitted to the FHSU Institutional Review Board (IRB) for review. Survey questions were developed in collaboration with the coalition of representatives from the USS and UPS organizations. The survey instrument can be found in Appendix E.

This report shows results from WSU UPS survey respondents (WSU UPS Employees) and all the UPS respondents (Statewide UPS Employees).

Methods

Email requests were sent to 9,190 USS and UPS employees at the six universities. The Institute received 4,053 completed interviews, a response rate of 44.1%. Since the lists provided by each university included all USS and UPS employees, no margin of error is calculated. The initial email was sent April 6, 2022. Follow-up email requests to non-responding employees were sent on April 14th, April 21st, and April 26th.

Regarding Wichita State University, emails were sent to 1,652 USS and UPS employees. The Institute received 619 completed surveys from 490 UPS employees and 129 USS employees.

Data were downloaded into SPSS software for analysis. Email addresses and the names of employees were deleted from the SPSS file before analysis began. Only grouped data were analyzed, and no attempt was made to link individual responses to individual respondents.

Summary

This report is for Wichita State University. Responses to each survey question are provided for all (Statewide) UPS Employees and WSU UPS Employees. Responses are shown in tables and figures.

The Docking Institute's independent analysis shows the following:

- Large percentages of WSU UPS Employees (63.3%) and Statewide UPS Employees (58.3%) have been employed at their universities for fewer than 10 years.
- When asked to rank (from first to fourth) the importance of various items, “amount of pay or compensation” was ranked first among most respondents (77.4% of Statewide UPS Employees and 78.6% of WSU UPS Employees). The item with the next highest percentages ranking it first is “recognition for work performed” at 14.8% among Statewide UPS Employees and 11.9% among WSU UPS Employees. A larger percentage of Statewide UPS Employees (35.9%) than WSU UPS Employees (33.6%) ranked “recognition for work performed” second. A larger percentage of WSU UPS Employees (36.5%) than Statewide UPS Employees (32.7%) ranked “additional incentives or perks” second.
- Regarding work appreciation, most respondents report that their “work is greatly appreciated” by their immediate supervisors and co-workers. A larger percentage of WSU UPS Employees (51%) than Statewide UPS Employees (48.2%) report that their “work is greatly appreciated” by department heads.
- Regarding work morale, a larger percentage of WSU UPS Employees (21.1%) than Statewide UPS Employees (18.7%) rate their morale as “extremely positive.” The largest percentage of both groups rate their morale as “somewhat positive” (44.2% of WSU UPS Employees and 44.6% of Statewide UPS Employees). A smaller percentage of WSU UPS Employees (42.9%) than Statewide UPS Employees (47.7%) report that their morale has worsened “compared to two years ago.” When asked why their morale has worsened, 41.6% of Statewide UPS Employees and 39.4% of WSU UPS Employees report that they “complete additional work duties with no or minimal pay increase.” Considerable percentages of both groups (42.3% of WSU UPS Employees and 36.5% of Statewide UPS Employees) report that their “salary increases haven’t kept up with costs.” Of those reporting that their morale improved, when asked why it had improved, 33.5% of Statewide UPS Employees and 36% of WSU UPS Employees report that the “morale of those around me has improved,” while 32.9% and 36.4% report that the “future of my position is less uncertain” among Statewide UPS Employees and WSU UPS Employees, respectively.
- A larger percentage of Statewide UPS Employees (46.4%) than WSU UPS Employees (42.0%) report that their wages are *at least* “somewhat reasonable.” A larger percentage of WSU UPS Employees (51.9%) than Statewide UPS Employees (47.2%) find their wages *at least* “somewhat unreasonable.”

- Similar percentages of WSU UPS Employees (27.1%) and Statewide UPS Employees (28%) report having a second job. Of those without second jobs, 40.2% of WSU UPS Employees and 38.2% of Statewide UPS Employees report “considering taking a second job.” Of those with second jobs or considering taking second jobs, 48.7% and 44.3% (WSU and Statewide, respectively) report that a second job will help them “provide better for their families.”
- Of those with second jobs or considering taking second jobs, more than 70% of both groups report that university employment provides health insurance benefits and stable employment. More than 50% of both groups report that enjoyment of the work they do and to maximize their retirement benefits are important reasons for continued university employment.
- Regarding job satisfaction, more than 80% of WSU UPS Employees and Statewide UPS Employees “agree” or “strongly agree” that they “enjoy the things they do at work” and that they are “sufficiently trained to complete their duties.” Almost 80% have “generally positive work environments.”
- Regarding important incentives or opportunities, more than half of WSU UPS and Statewide UPS Employees consider “flextime or flexible hours,” “improved healthcare benefits,” and “on-the-job training” as “very important” or “extremely important.”
- When asked about the value of health insurance, the single largest percentage of both groups rate it as “fair value and fair cost” at 38.6% among Statewide UPS Employees and 36.2% among WSU UPS Employees. About a third of each group find health insurance to be of “fair value at high cost.”
- When asked how budget limitations have impacted their jobs, more than 60% of both groups report that their “duties have increased” and the “quantity of work they perform has increased.”
- About the same percentages of WSU UPS Employees (43.9%) and Statewide UPS Employees (42%) report looking for a different job within the past year or so. Of those looking for a different job, 56.3% of Statewide UPS Employees and 50.2% of WSU UPS Employees report that they are interested in other on-campus employment, and in response to a separate question, 90.9% and 91.5% (Statewide and WSU, respectively) report being interested in off-campus employment.

Findings

This section of the report provides percentage responses to each question in the survey. Questions were grouped by theme and do not necessarily follow the flow of the survey questions (see Appendix E). The tables and figures below show responses for Statewide UPS Employees and WSU UPS Employees.

Table 1 shows that larger percentages of WSU UPS Employees (63.3%) than Statewide UPS Employees (58.3%) have been employed at their university for fewer than 10 years.

Table 1: Years of Employment

	Statewide UPS Employees		WSU UPS Employees	
	Freq.	Percent	Freq.	Percent
0-4 years	957	33.5	174	35.5
5-9 years	708	24.8	136	27.8
10-14 years	392	13.7	67	13.7
15-19 years	301	10.5	40	8.2
20 years or more	499	17.5	73	14.9
Total	2,857	100	490	100

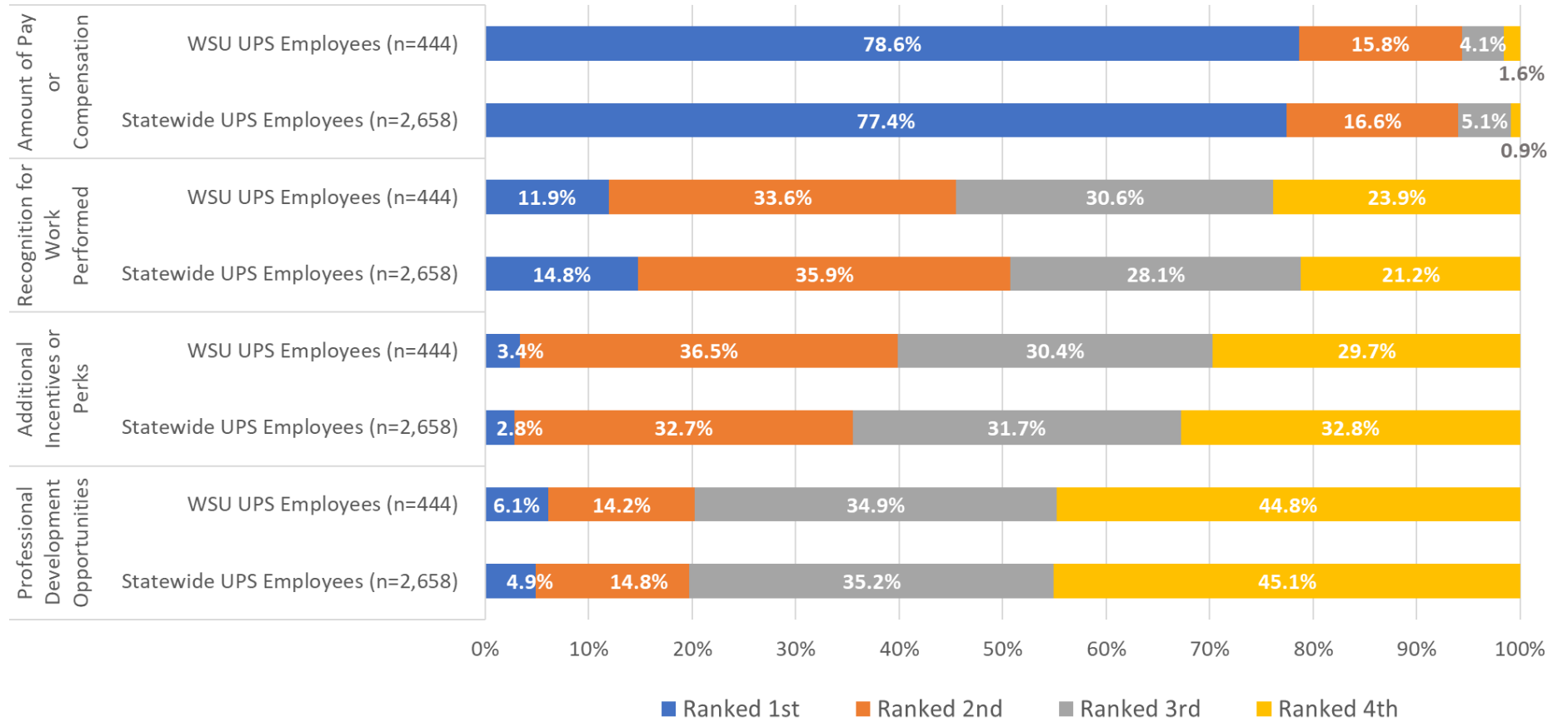
Item Importance and Appreciation of Work Performance

Figure 1 (next page) shows responses to four items. Respondents were asked to rank each according to importance from first to fourth. The items were:

- Recognition for the work you perform
- Amount of pay or compensation
- Additional incentives or perks
- Professional development opportunities

The figure shows the importance of various items, “amount of pay or compensation” was ranked first among most respondents (77.4% of Statewide UPS Employees and 78.6% of WSU UPS Employees). The item with the next highest percentages ranking it first is “recognition for work performed” at 14.8% among Statewide UPS Employees and 11.9% among WSU UPS Employees. A larger percentage of Statewide UPS Employees (35.9%) than WSU UPS Employees (33.6%) ranked “recognition for work performed” second. A larger percentage of WSU UPS Employees (36.5%) than Statewide UPS Employees (32.7%) ranked “additional incentives or perks” second.

Figure 1: Item Ranking



Respondents were asked “if there is another work-related item that you consider to be of high importance.” Table 2 shows all comments collapsed into 13 categories, ordered by Statewide UPS Employees. (NOTE: Some respondents provided more than one item. The categories below show the first item listed.) Appendix A shows all responses from WSU UPS Employees.

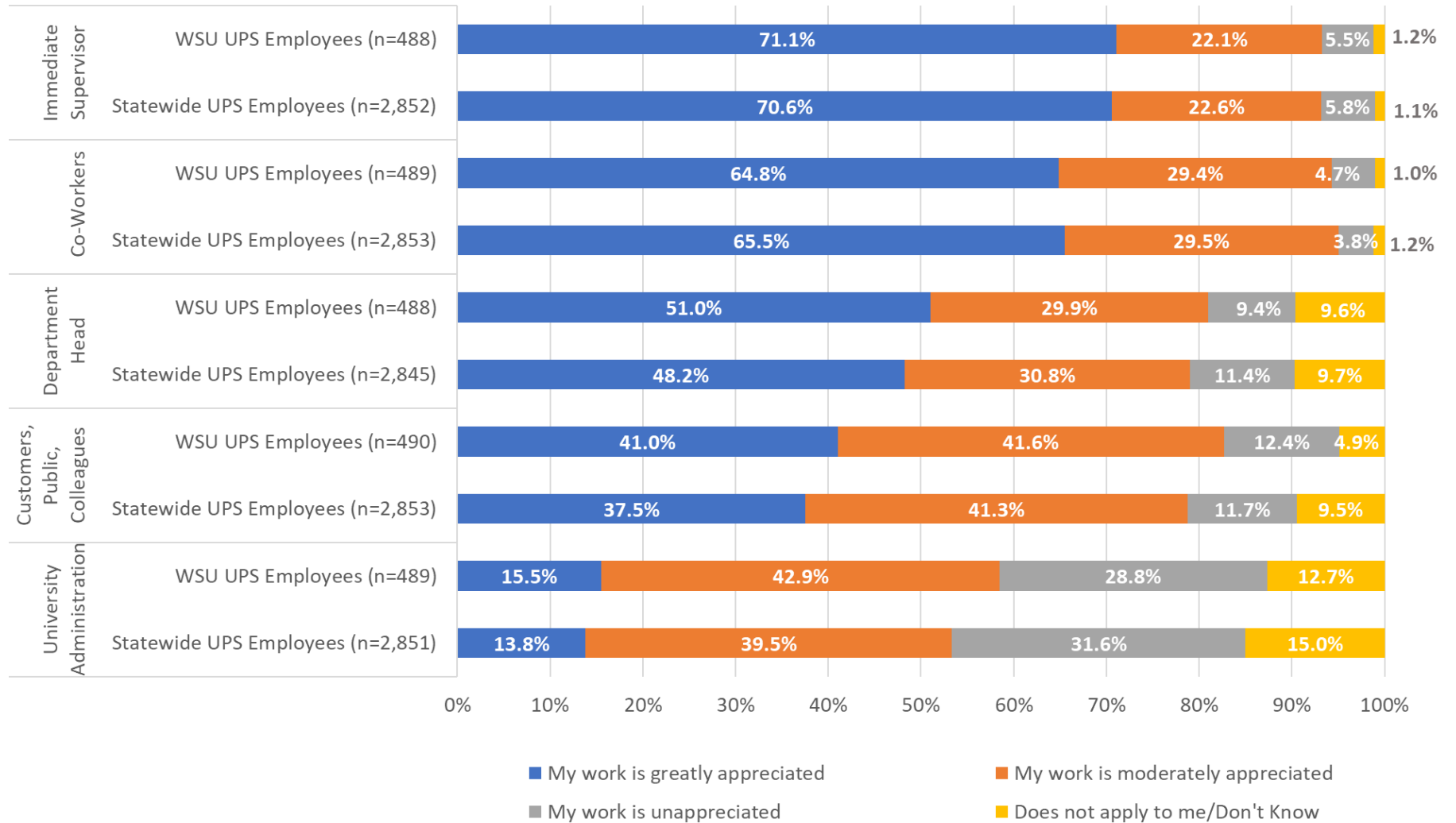
Table 2: Additional High Importance Items (Categories)

	Statewide UPS Employees		WSU UPS Employees	
	Freq.	Percent	Freq.	Percent
Healthy workplace culture, inclusion, sense of belonging	149	14.2	21	13.2
Flexible work hours & shifts, four-day work week	124	11.8	18	11.3
Better work-life balance, adequate time-off, appropriate workload	119	11.3	21	13.2
Respect, to be included in decision-making, have autonomy	116	11.1	23	14.5
Doing meaningful work, mentoring opportunities, collaboration	108	10.3	16	10.1
Opportunities for advancement, continuous learning, stability in employment	87	8.3	7	4.4
For pay/title/duties to correlate, valued/compensated for experience, cost of living pay increases	68	6.5	19	11.9
Better/more extensive benefits package, tuition assistance, paid time-off, parking	66	6.3	7	4.4
Adequate staffing/funding/resources	61	5.8	5	3.1
Opportunities for remote work, hybrid work	55	5.2	10	6.3
More equity & fairness, better workplace safety	47	4.5	4	2.5
More knowledgeable management, transparency, communication	41	3.9	8	5.0
Other comment	8	0.8		-
Total	1,049	100	159	100

Figure 2 (next page) shows responses to statements addressing the work performance appreciation by various groups and individuals. The groups and individuals include co-workers, immediate supervisors, department heads, and university administrators. The statements include “my work is unappreciated,” “my work is moderately appreciated,” “my work is greatly appreciated,” and “this item does not apply to me.”

Figure 2 shows that majorities of respondents’ report that their “work is greatly appreciated” by their immediate supervisors and co-workers. A larger percentage of WSU UPS Employees (51%) than Statewide UPS Employees (48.2%) report that their “work is greatly appreciated” by department heads.

Figure 2: Appreciation of Work Performed



Work Morale

This section of the report addresses work morale. Figure 3 shows responses to the question “generally speaking, how do you rate your morale at work?” Answer options ranged from “extremely positive” to “extremely negative.”

Figure 3 shows that a larger percentage of WSU UPS Employees (21.1%) than Statewide UPS Employees (18.7%) rate their morale as “extremely positive.” The largest percentage of both groups rate their morale as “somewhat positive” (44.2% of WSU UPS Employees and 44.6% of Statewide UPS Employees).

Figure 3: Morale at Work

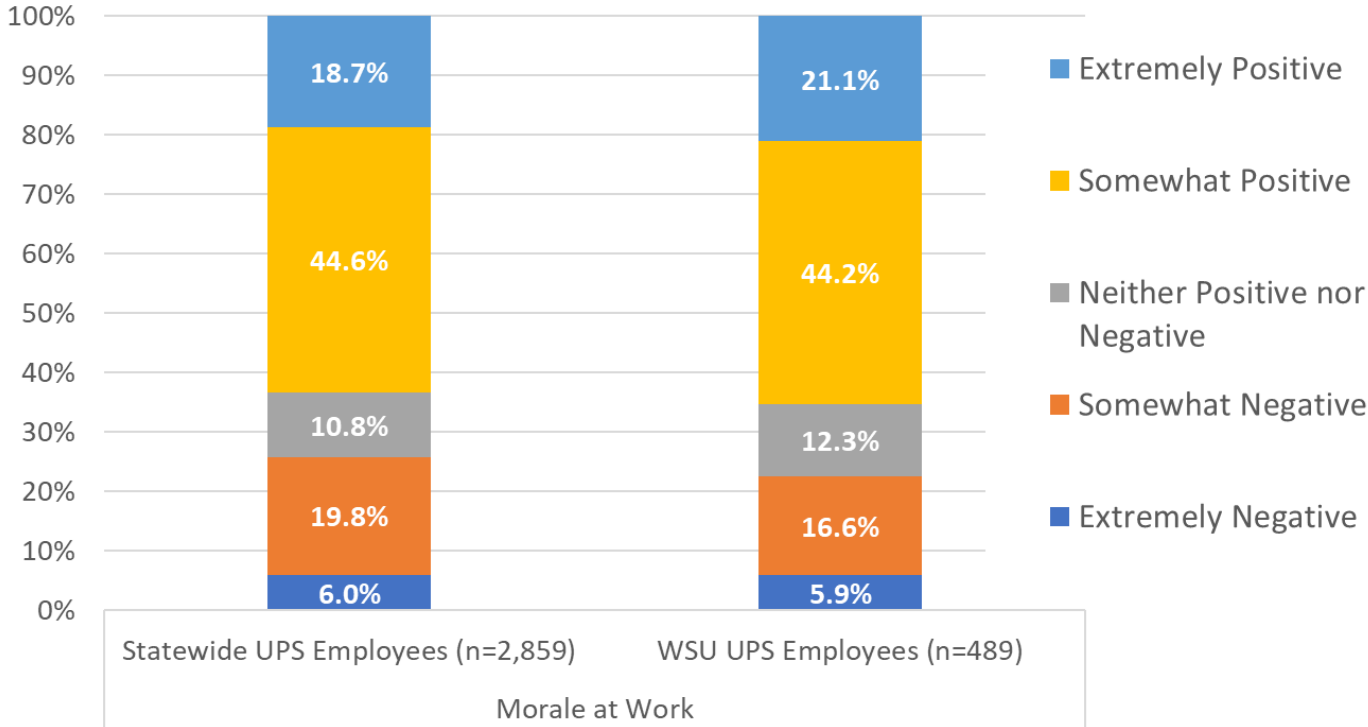
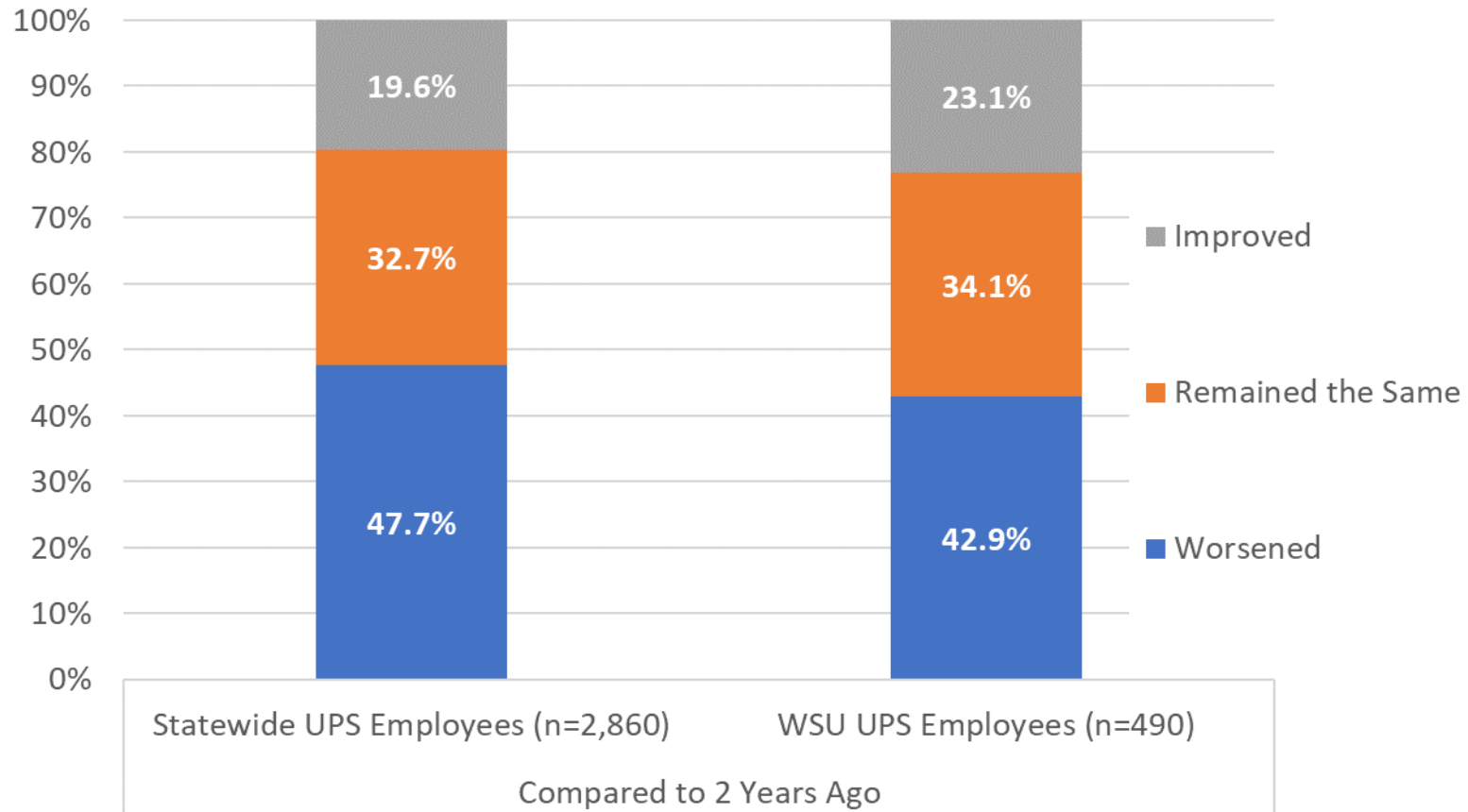


Figure 4 shows that a smaller percentage of WSU UPS Employees (42.9%) than Statewide UPS Employees (47.7%) report that their morale has worsened “compared to two years ago.”

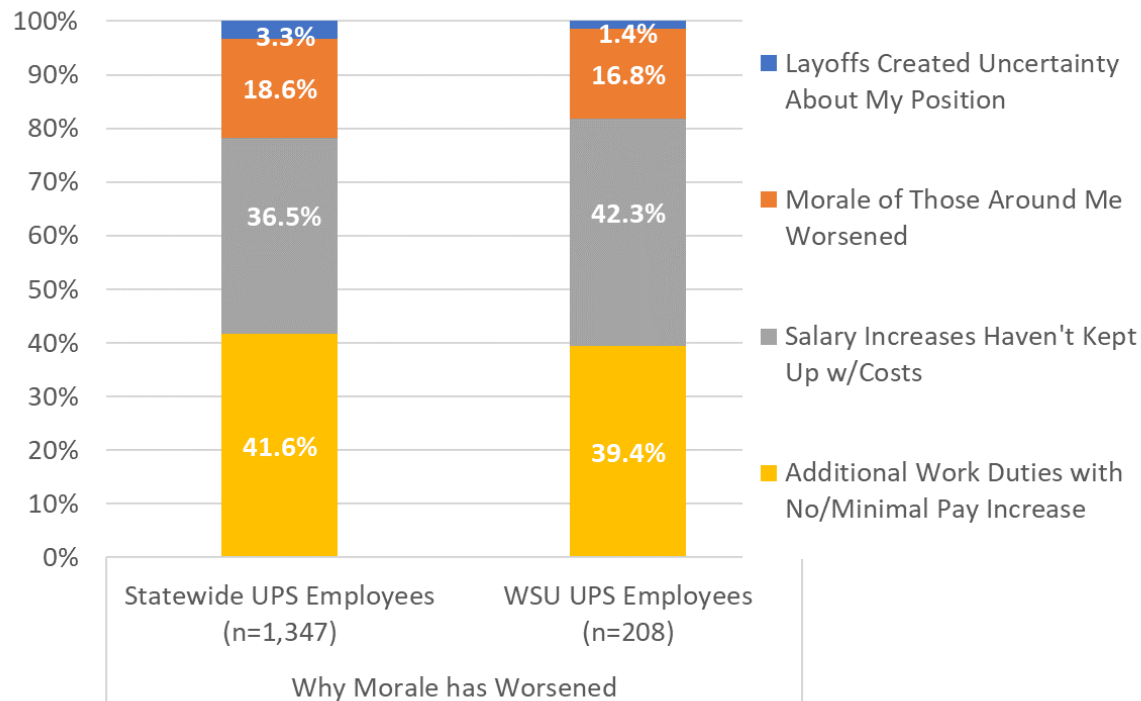
Figure 4: Morale Compared to Two Years Ago



Respondents indicating that their morale has worsened compared to two years ago (represented by the blue bars in the previous figure) were asked follow-up questions about why morale has worsened. Responses included “salary increases haven’t kept up with increased costs,” “had to take on additional work duties with no/minimal increases in pay,” “morale of those around me has worsened,” and “layoffs have created uncertainty about the future of my position.”

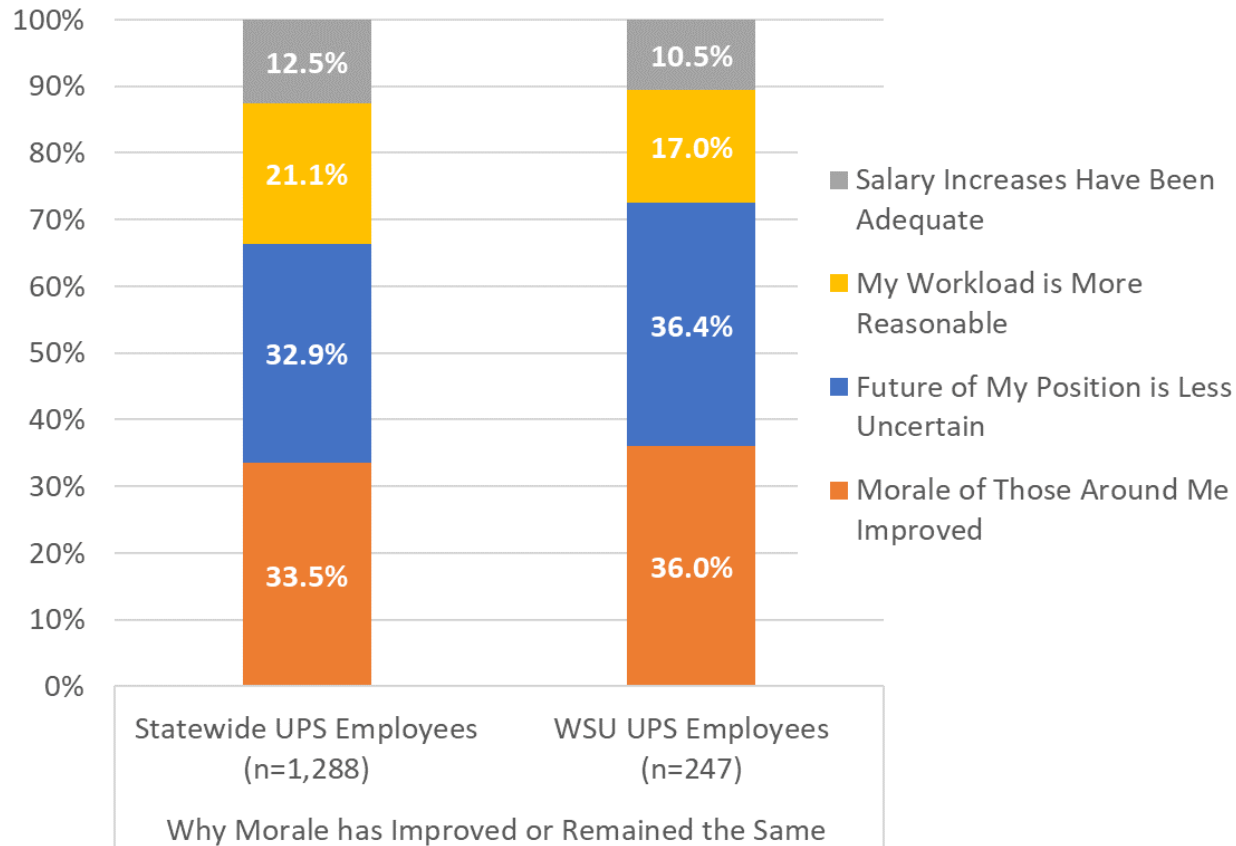
Figure 5 shows that 41.6% of Statewide UPS Employees and 39.4% of WSU UPS Employees report that they “complete additional work duties with no or minimal pay increase.” Considerable percentages of both groups (42.3% of WSU UPS Employees and 36.5% of Statewide UPS Employees) report that their “salary increases haven’t kept up with costs.”

Figure 5: Why Morale Has Worsened



Of those reporting that their morale improved, when asked why it had improved, 33.5% of Statewide UPS Employees and 36% of WSU UPS Employees report that the “morale of those around me has improved,” while 32.9% and 36.4% report that the “future of my position is less uncertain” (Statewide UPS Employees and WSU UPS Employees, respectively).

Figure 6: Why Morale has Improved or Remained the Same



Wages and Second Job

This section of the report addresses wages and a second job (if workers have a second job and/or if they have considered one).

Figure 7 (next page) shows responses to the question “how do you rate your salary or hourly wage with regard to the work you currently perform?” Answer options ranged from “extremely reasonable” to “extremely unreasonable.” The figure shows that a larger percentage of Statewide UPS Employees (46.4%) than WSU UPS Employees (42.0%) report that their wages are at least “somewhat reasonable.” A larger percentage of WSU UPS Employees (51.9%) than Statewide UPS Employees (47.2%) find their wages at least “somewhat unreasonable.”

Figure 7: Perception of Current Wages

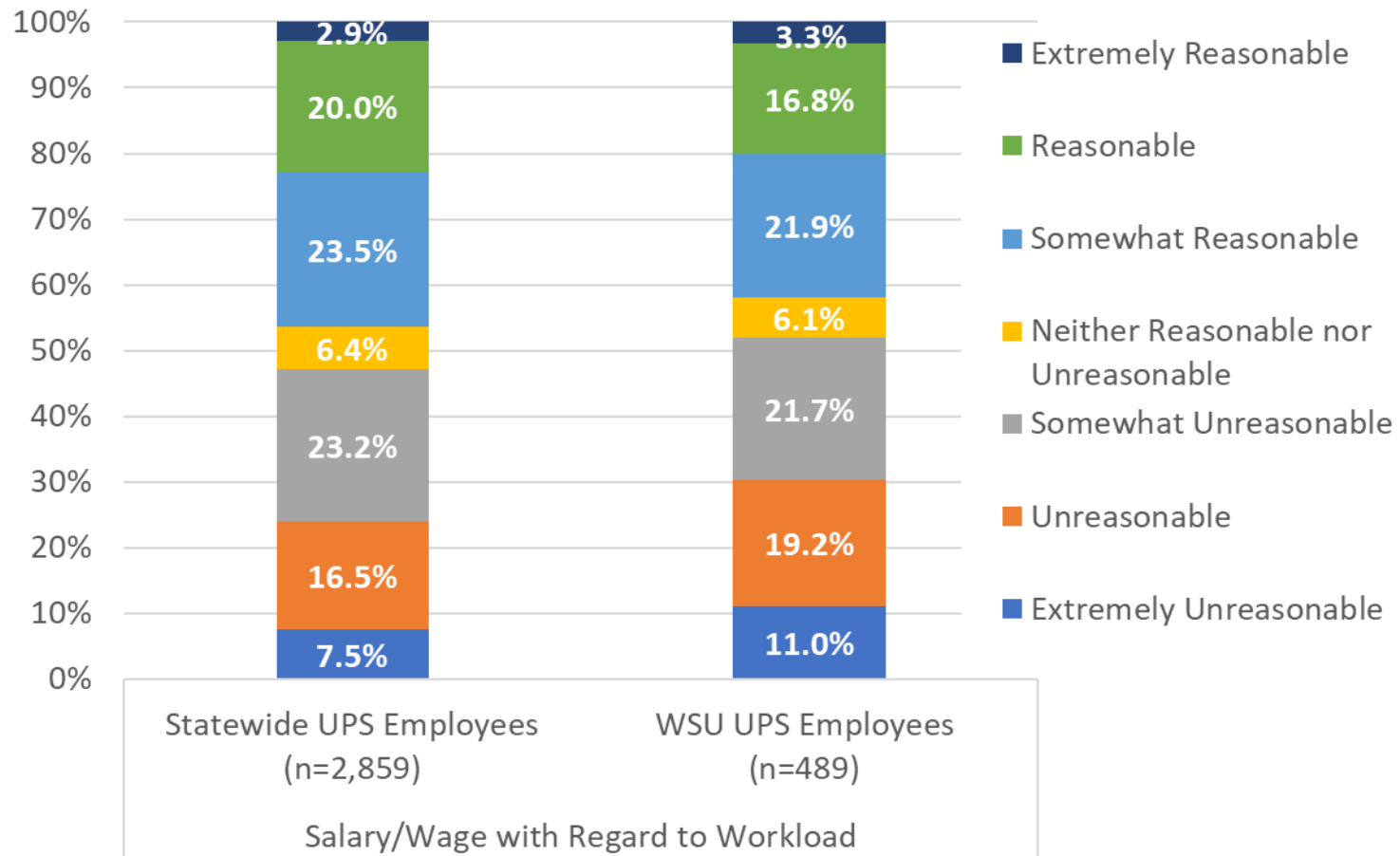
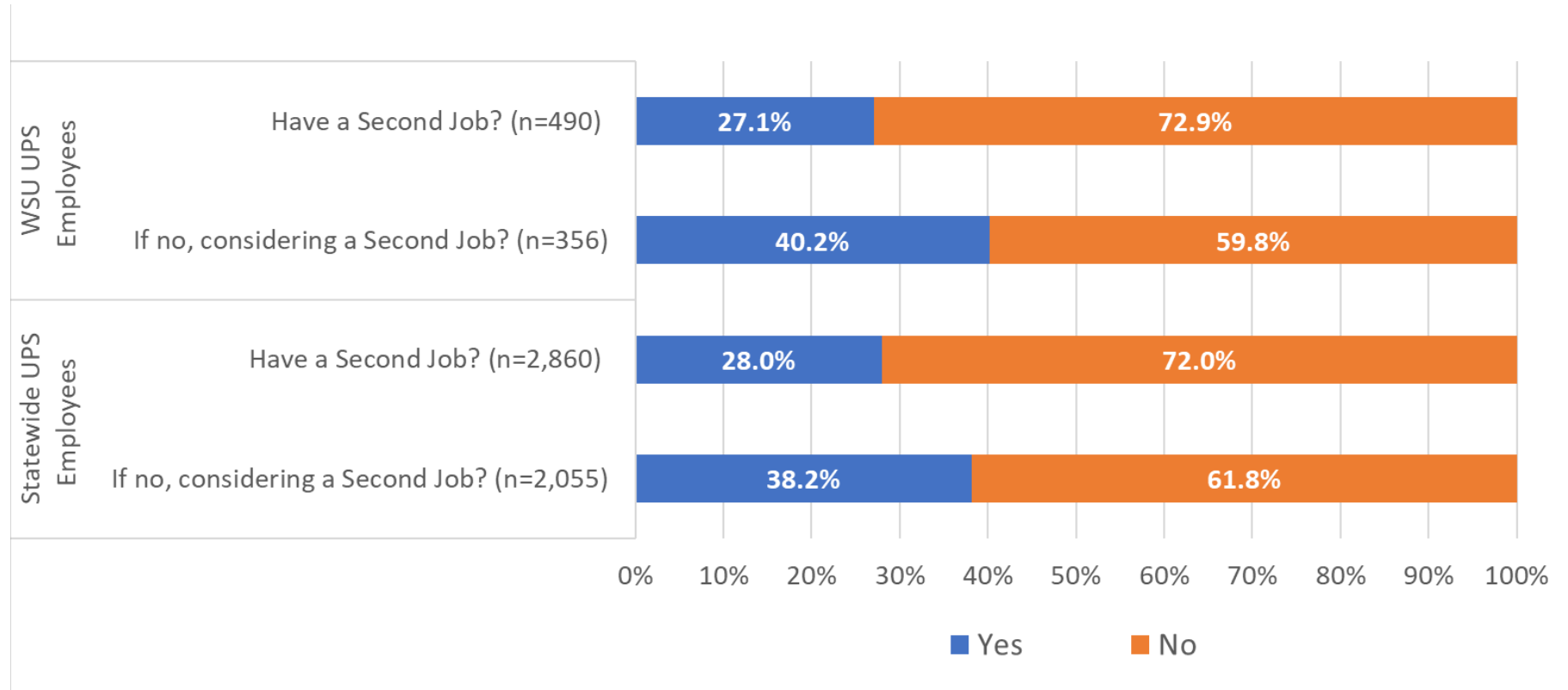


Figure 8 shows that similar percentages of WSU UPS Employees (27.1%) and Statewide UPS Employees (28%) report having a second job. Of those without second jobs, 40.2% of WSU UPS Employees and 38.2% of Statewide UPS Employees report “considering taking a second job.”

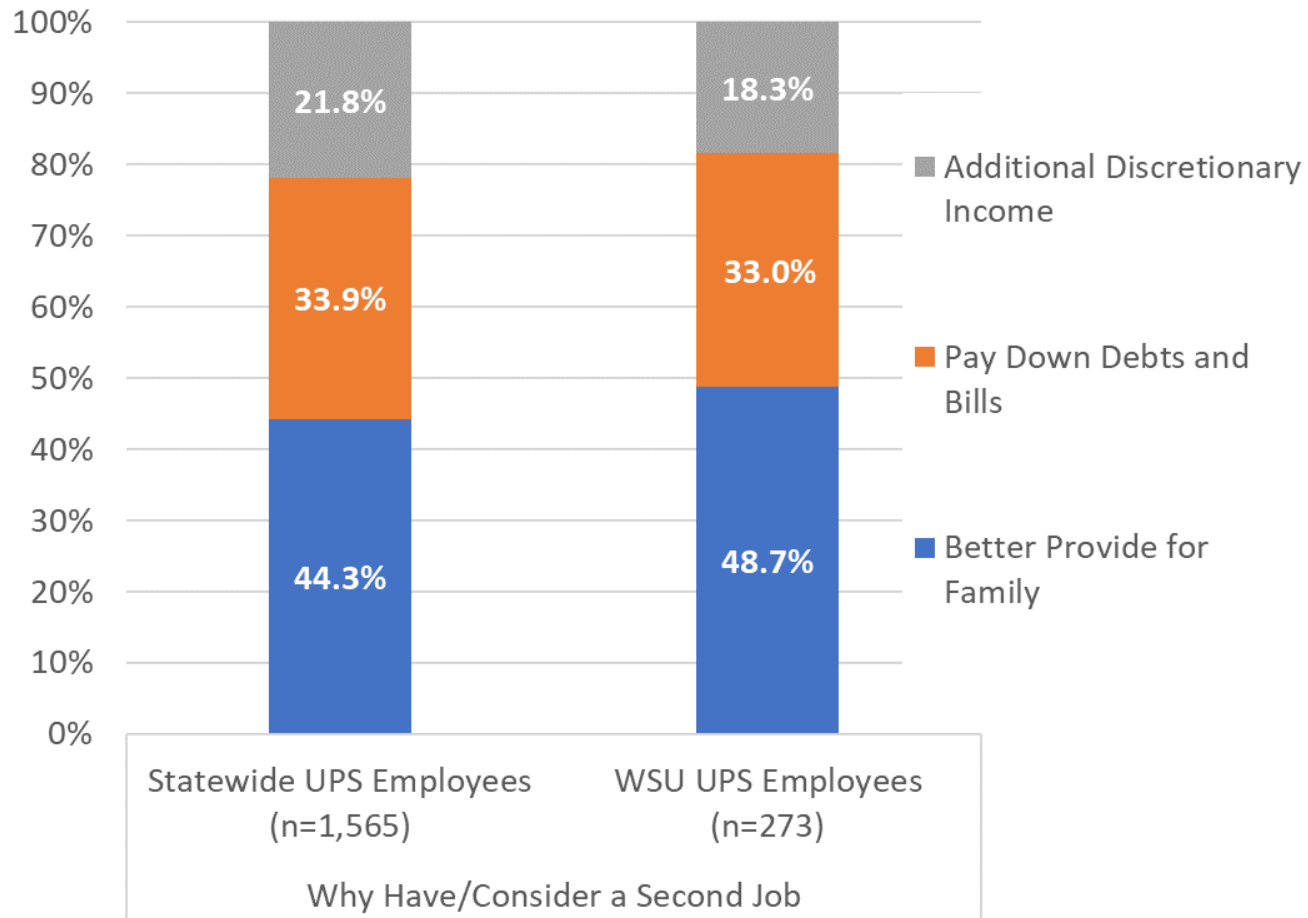
Figure 8: Have or Consider a Second Job or Other Income



Respondents with a second job or considering a second job (“yes” answers shown in Figure 8) were asked the question “of the following, which BEST describes the reason you have taken a second job or are considering a second job?”

Answer options included to “be able to better provide for family,” “help to pay down debts/bills,” and “be able to have additional discretionary income (i.e., to spend on vacations, upgraded car, etc.).” Figure 9 (next page) shows that of those with second jobs or considering taking second jobs, 48.7% and 44.3% (WSU and Statewide, respectively) report that a second job will help them “provide better for their families.”

Figure 9: Why Have/Consider a Second Job or Other Income



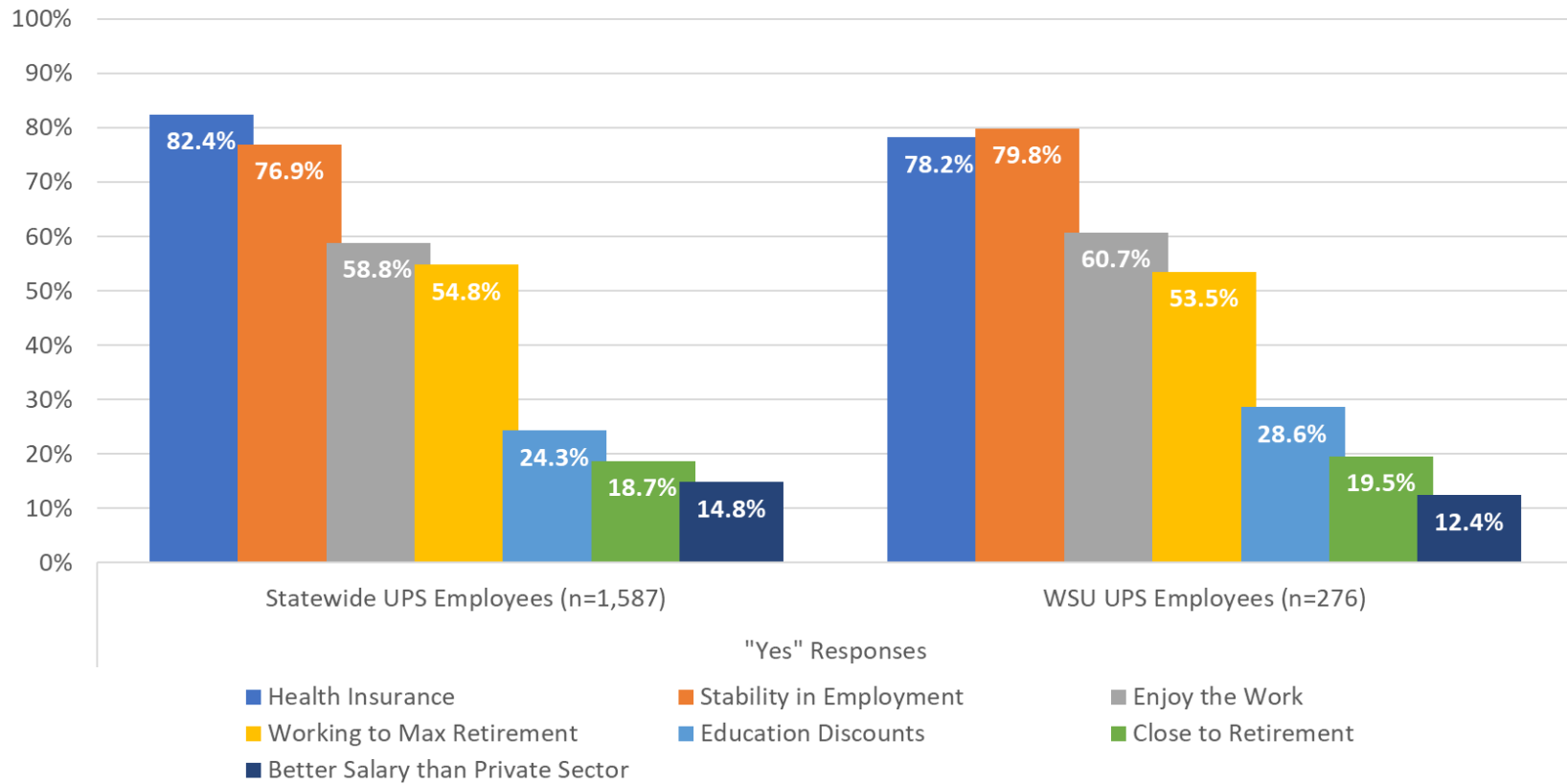
Respondents with a second job or considering a second job (“yes” answers shown in Figure 8) were asked the question “Regarding your job with the University, which of the following reasons have encouraged you to *remain employed* there?”

Answer options included the following:

- I earn a better salary than a comparable job in the private sector
- The stability in employment
- I need the health insurance
- I need access to the education discounts offered (i.e., tuition waivers) for self/dependents
- I am close to retirement age
- I want to continue working here to receive maximum retirement benefits
- I enjoy the work so much that I remain

Figure 10 (next page) shows that of those with second jobs or considering taking second jobs, more than 70% of both groups report that university employment provides health insurance benefits and stable employment. More than 50% of both groups report that enjoyment of the work they do and to maximize their retirement benefits are important reasons for continued university employment.

Figure 10: Reasons for Continued University Employment



Job Satisfaction, Incentives, and Health Insurance

This section of the report addresses job satisfaction, incentives or opportunities that might be of interest to employees, and opinions about health insurance.

Regarding job satisfaction, respondents were presented with several statements and asked to respond to each with answer options ranging from “strongly agree” to “strongly disagree.” The statements included the following:

- I enjoy the things I do at work
- I have a generally positive work environment
- I am sufficiently trained to complete my required job duties
- I have a reasonable workload
- I have a fair chance of advancement in my job
- I have a fair chance for future salary or wage increases

Figures 11a and 11b (following pages) show responses to the statements above. Figure 11a shows that more than 80% of WSU UPS Employees and Statewide UPS Employees “agree” or “strongly agree” that they “enjoy the things they do at work” and that they are “sufficiently trained to complete their duties.” Almost 80% have “generally positive work environments.”

Figure 11a: Job Satisfaction

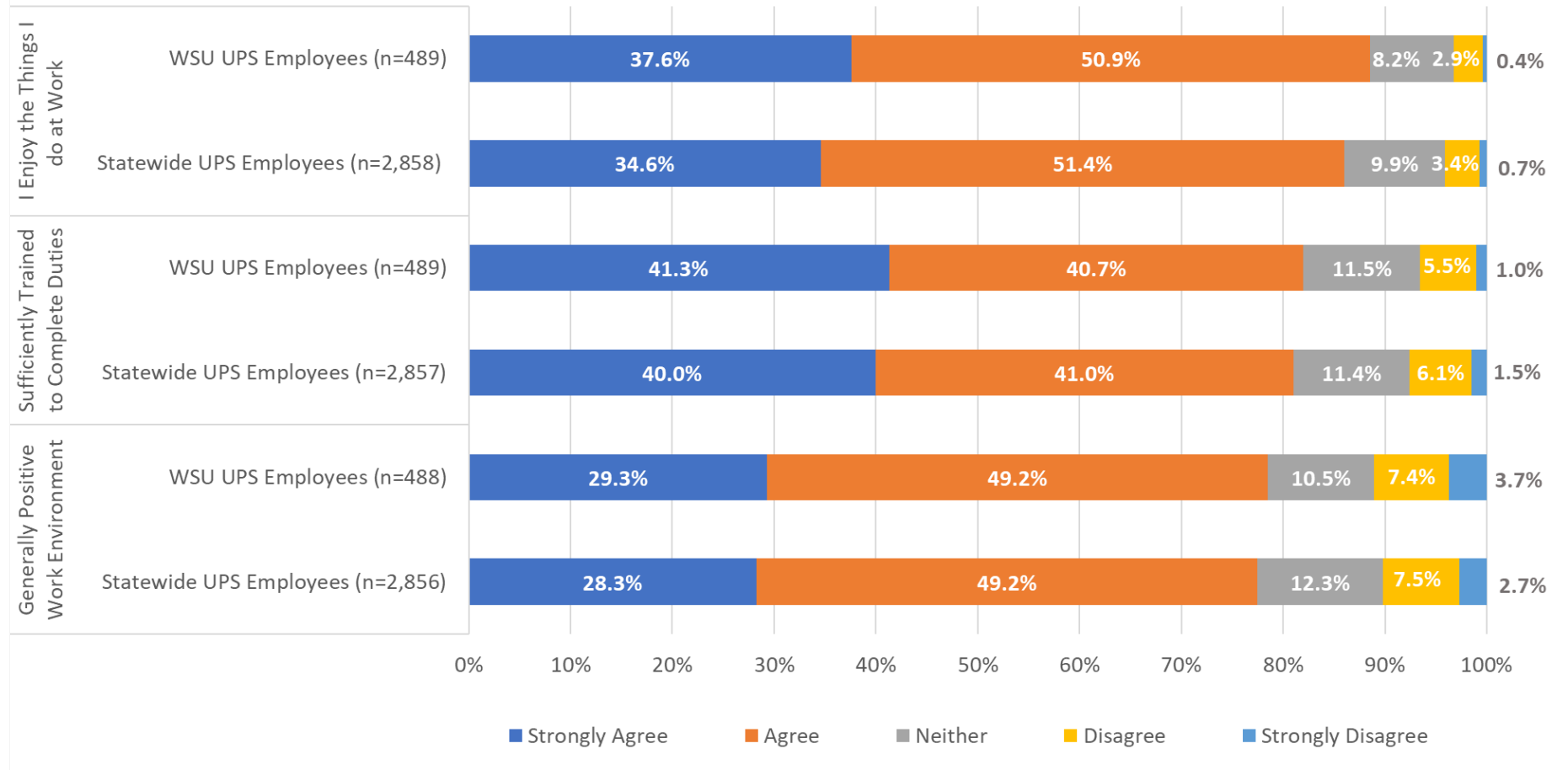
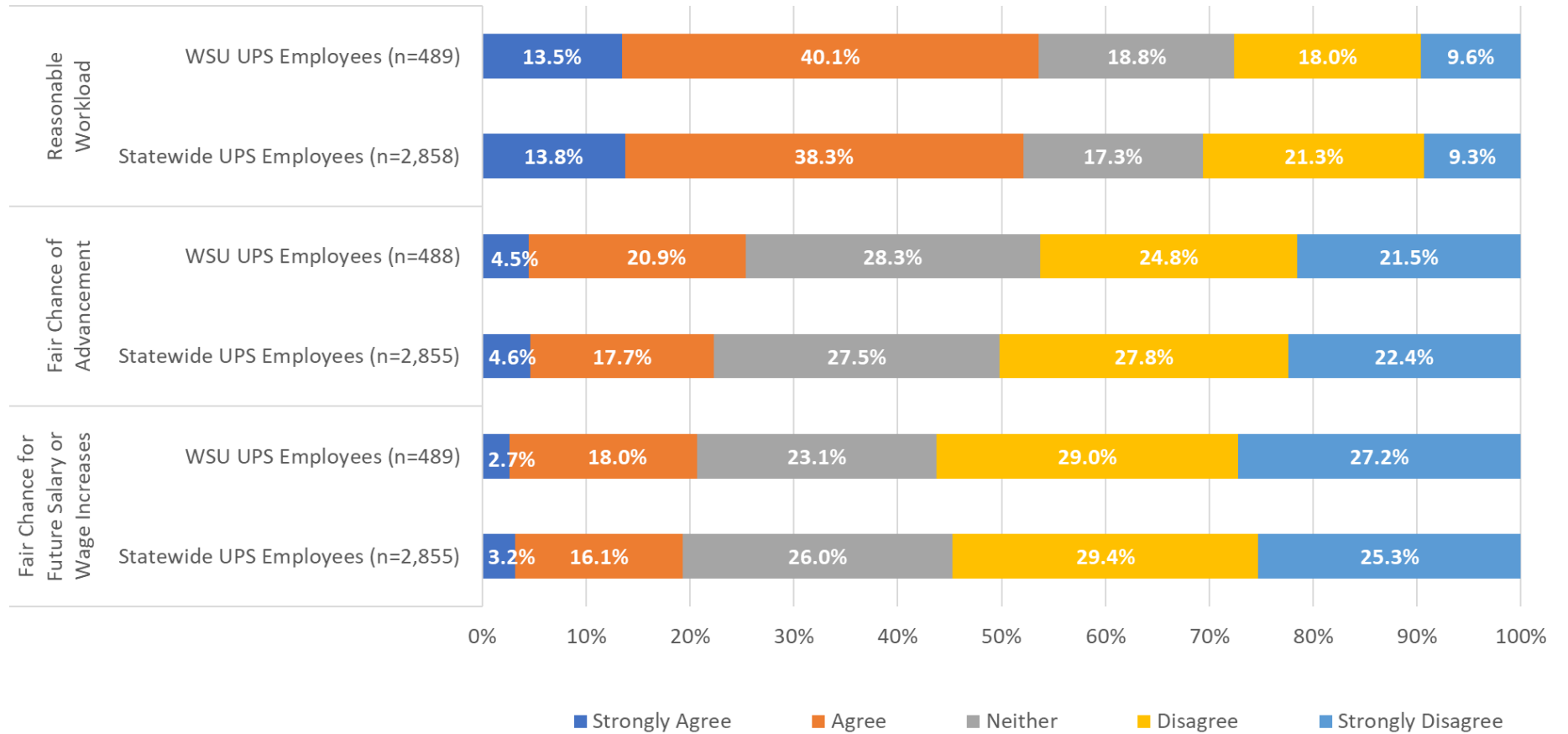


Figure 11b: Job Satisfaction (Continued)



Respondents were asked to provide another item or issue that they feel strongly about in a text box. Table 3 shows comments collapsed into 15 categories, ranked by Statewide UPS Employees. (NOTE: Some respondents provided more than one item or issue. The categories below show the first item/issue listed.) Appendix B shows all responses from WSU UPS Employees.

Table 3: Additional Job Satisfaction Items/Issues (Categories)

	Statewide UPS Employees		WSU UPS Employees	
	Freq.	Percent	Freq.	Percent
Leadership and/or supervisors are unsupportive & hinder problem solving	115	15.9	21	16.7
We need raises to meet expenses	78	10.8	14	11.1
I now have more than one position/have added duties with no/little support/compensation	65	9.0	11	8.7
I am concerned about job security/stability/future raises/advancement	63	8.7	8	6.3
I enjoy my job/coworkers/supervisor/position	63	8.7	7	5.6
Pay equity should be addressed/Salary compression is unfair	56	7.7	10	7.9
Workplace biases, favoritism, cliques are problems on campus	53	7.3	11	8.7
I must work 40+ hours/skip lunches/vacations due to staff reductions	47	6.5	6	4.8
I lack resources/training/staff/support to perform my duties well	38	5.2	13	10.3
Leadership and/or supervisors lack transparency/communication	37	5.1	6	4.8
We need cost of living increases	34	4.7	6	4.8
I benefit from/would benefit from remote/hybrid/flexible work	24	3.3	3	2.4
I am overqualified/should earn more given my skills and/or education	21	2.9	4	3.2
Other comment	16	2.2	4	3.2
I feel the tuition assistance/parking/HR/PTO/holiday policies need modification	15	2.1	2	1.6
Total	725	100	126	100

Figures 12a and 12b show responses to the series of statements regarding incentives or opportunities that might be of interest to employees. Respondents were asked to respond to each with answer options ranging from “extremely important” to “not at all important.” The incentives or opportunities are listed below:

- Flextime or flexible hours
- On-the-job training
- Childcare assistance (such as financial assistance or care at work)
- Improved healthcare benefits
- Tuition assistance for dependents attending another university
- Tuition assistance for dependents attending a nearby community college or technical school

Figures 12a and 12b (following pages) show responses to the statements above. Figure 12a shows that more than half of WSU UPS and State UPS Employees consider “flextime or flexible hours,” “improved healthcare benefits,” and “on-the-job training” as “very important” or “extremely important.”

Figure 12a: Incentives or Opportunities

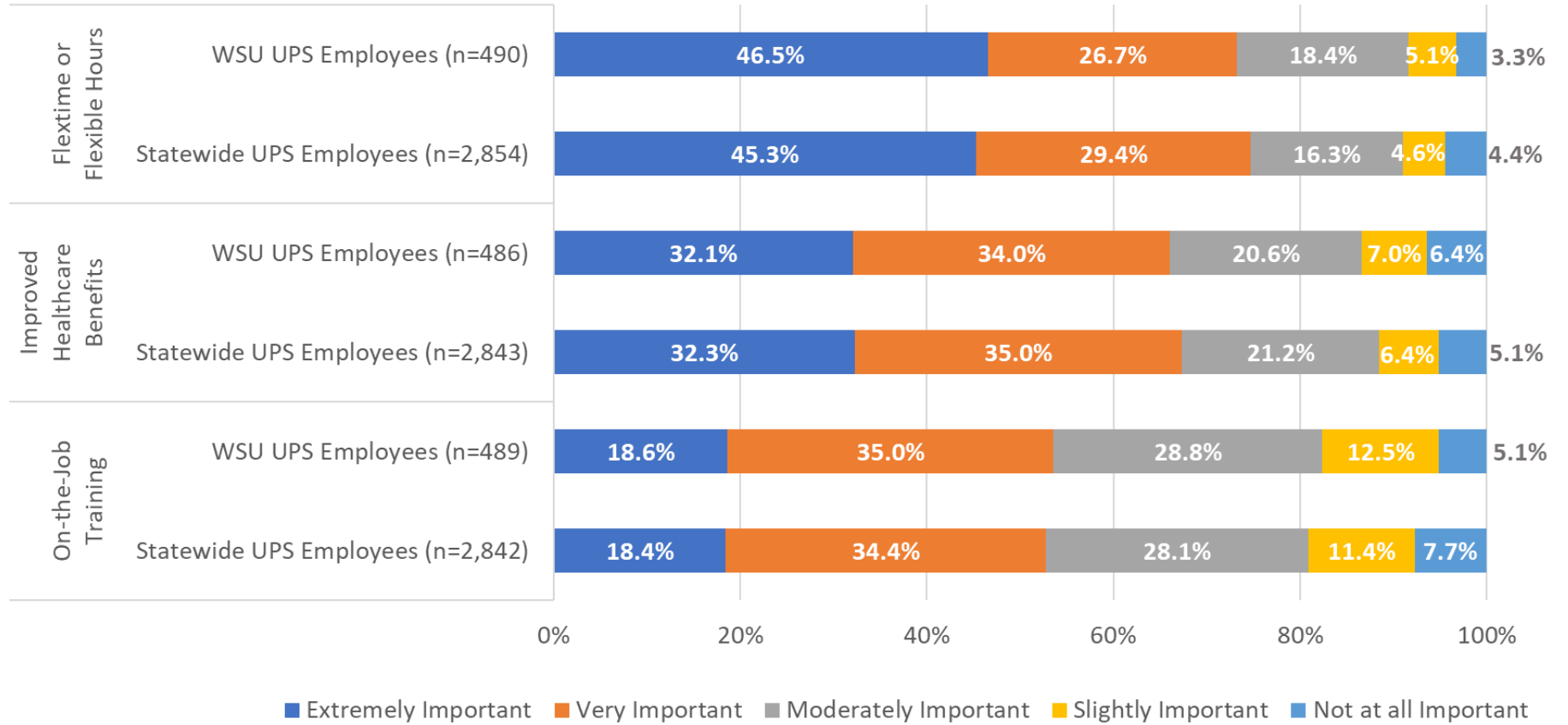
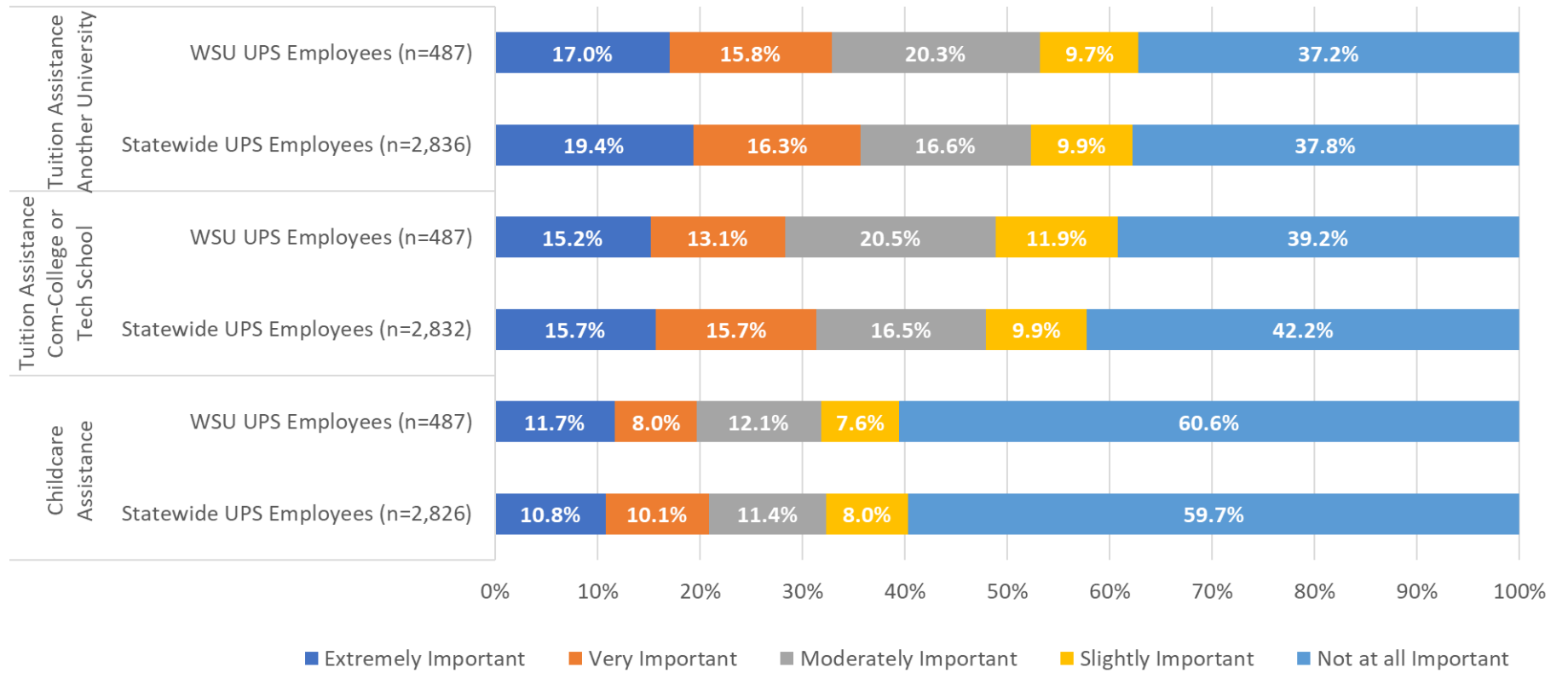


Figure 12b: Incentives or Opportunities (Continued)



Respondents were asked to provide another incentive in a text box. Table 4 shows comments collapsed into 14 categories, ranked by Statewide UPS Employees. (NOTE: Some respondents provided more than item. The categories below show the first item listed.) Appendix C shows all responses from WSU UPS Employees.

Table 4: Additional Incentives or Opportunities (Categories)

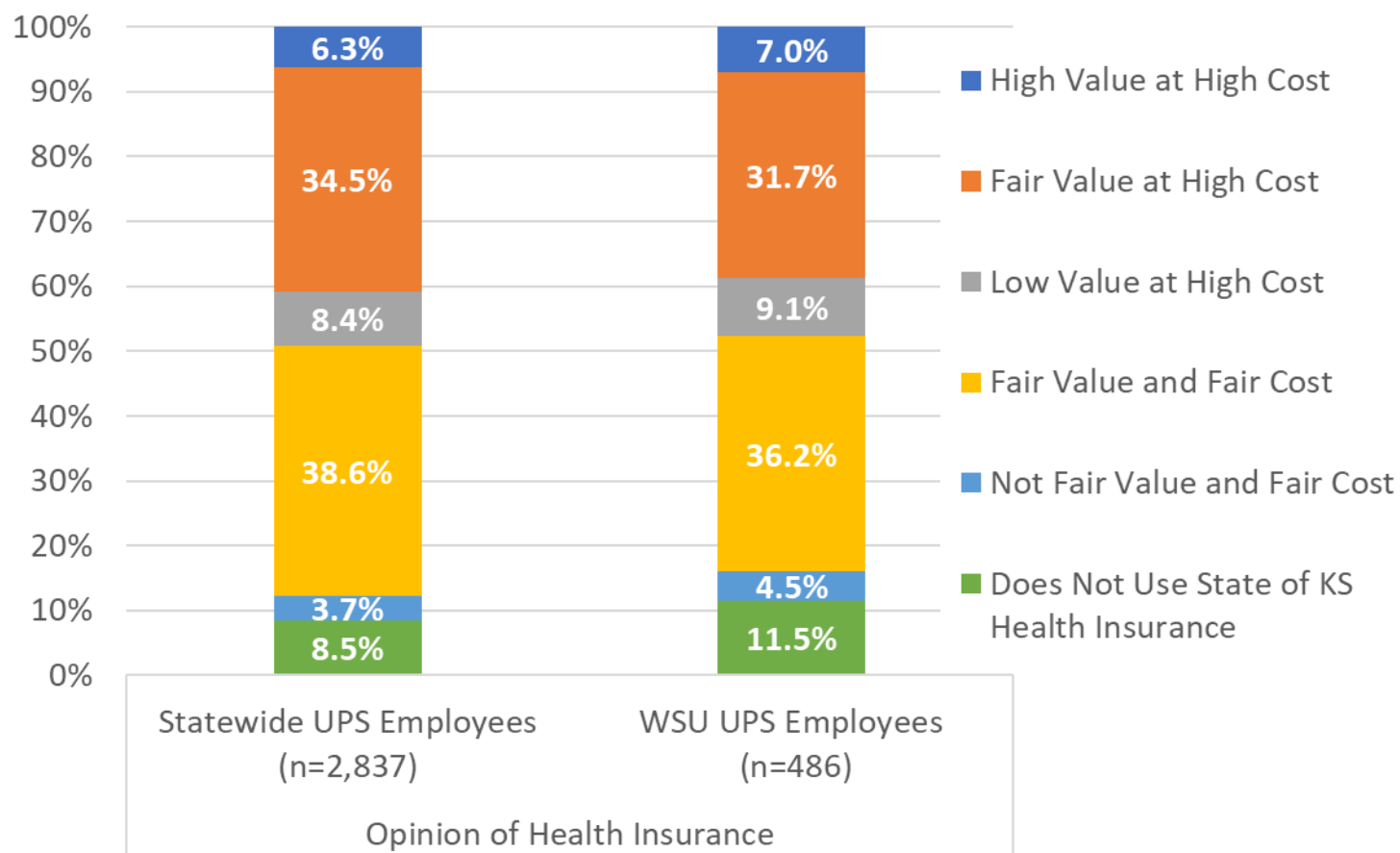
	Statewide UPS Employees		WSU UPS Employees	
	Freq.	Percent	Freq.	Percent
Remote work, hybrid work, equipment for remote work	167	24.9	35	33.7
Tuition assistance, more opportunities to receive/use tuition assistance	139	20.7	13	12.5
Wage increases, livable wages, cost of living increases	61	9.1	10	9.6
Adequate staffing/resources, improved work environment/management	48	7.2	6	5.8
Free parking, access to pool, exercise & recreation facilities, gift cards	43	6.4	1	1.0
Merit pay, cost of living increases, longevity bonus	41	6.1	7	6.7
Support for better work-life balance, appropriate workload, PTO, adequate time off	41	6.1	5	4.8
Improved primary, mental, dental benefits/coverage, more affordable	26	3.9	5	4.8
Support for/time off for professional development	26	3.9	3	2.9
Flexible schedule/hours/days, four-day workweek	24	3.6	3	2.9
Childcare assistance, parental leave, dependent care, funeral leave	18	2.7	-	-
Improved retirement packages, retirement incentives	15	2.2	10	9.6
Opportunities for advancement/merit and transparency about process	12	1.8	6	5.8
Other comment	10	1.5	-	-
Total	671	100	104	100

Respondents were next asked to respond to the statement “with regard to your health insurance through the State of Kansas, which of the following statements MOST applies to you.” The following items were provided:

- I'm receiving high value at high cost
- I'm receiving fair value at high cost
- I'm receiving low value at high cost
- I'm receiving fair values at fair cost
- I'm not receiving fair value at a fair cost
- I don't use the State of Kansas Health Insurance

Figure 13 (next page) shows that the single largest percentage of both groups rate it as “fair value and fair cost” at 38.6% among Statewide UPS Employees and 36.2% among WSU UPS Employees. Almost a third of each group find health insurance to be of “fair value at high cost.”

Figure 13: Opinions about Health Insurance



Budget Limitation Impacts

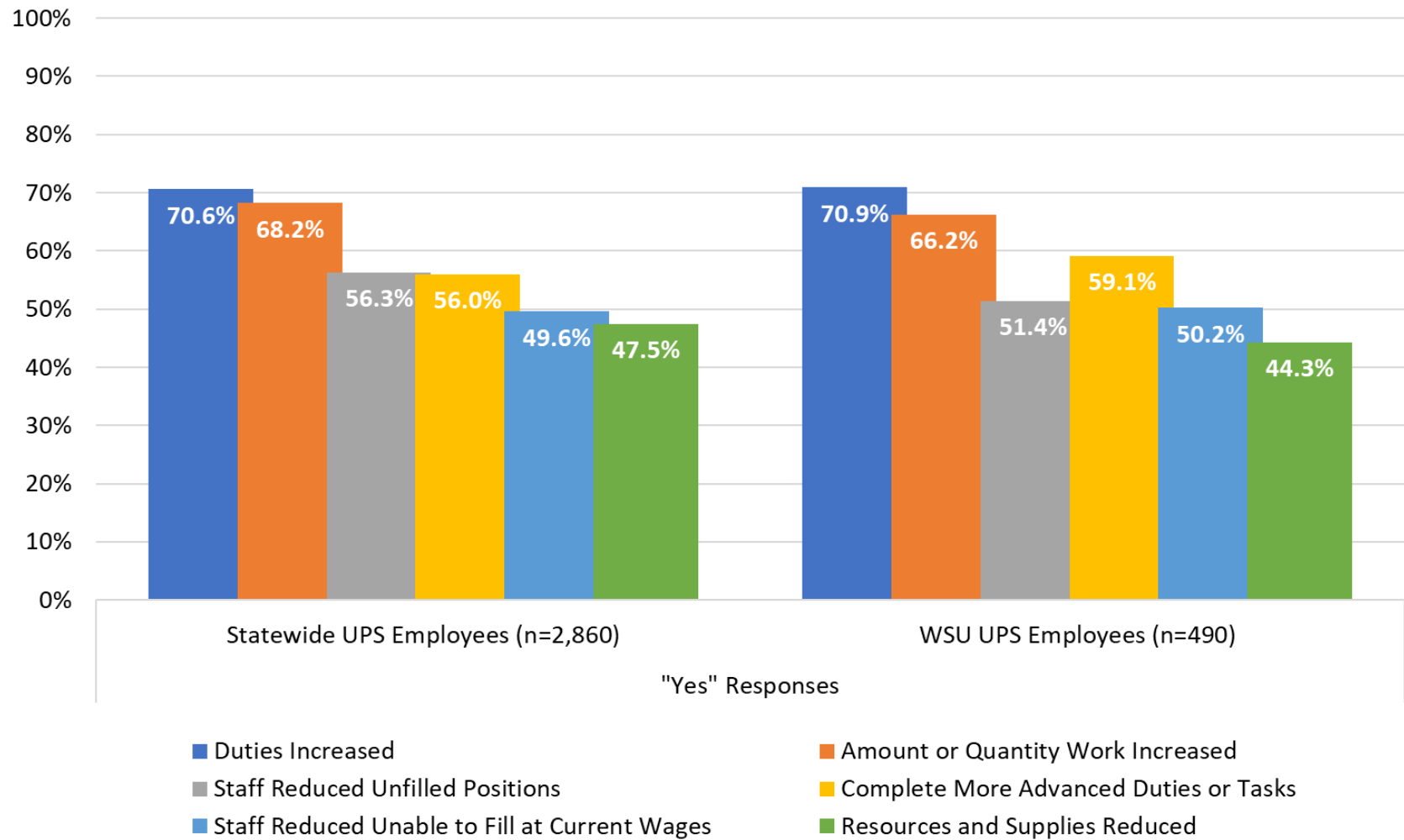
This section of the report addresses opinions about the impacts of budget limitations. Respondents were presented with the following question and statement: “Have budget limitations impacted your job? If so, please mark all the areas below that have been impacted by budget limitations.”

Respondents were then presented with a table containing the items below and asked to select “yes” or “no” to each.

- My amount or quantity of my work has increased
- My duties have increased
- I now complete more advanced level duties/tasks
- Our staff has been reduced because of unfilled positions
- Our staff has been reduced because we are unable to fill open positions at current salary/wage levels
- Resources and supplies have been reduced
- None of the above

Figure 14 (next page) shows that more than 60% of both groups report that their “duties have increased” and the “quantity of work they perform has increased.”

Figure 14: Opinions about Budget Limitation Impacts

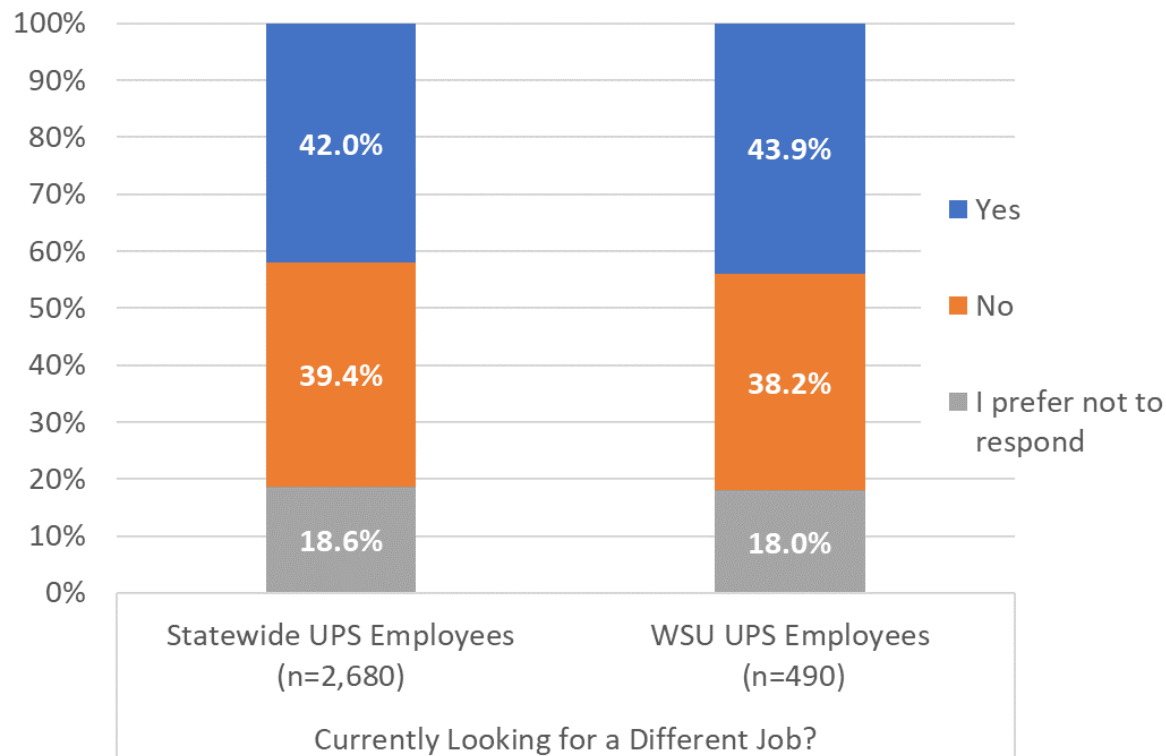


Different Job

Respondents were asked “are you currently looking for a different job or have you looked for a new job in the past year or so?”

Figure 15 below shows that similar percentages of WSU UPS Employees (43.9%) and Statewide UPS Employees (42%) report looking for a different job within the past year or so. Notable percentages of both groups preferred not to respond to this question.

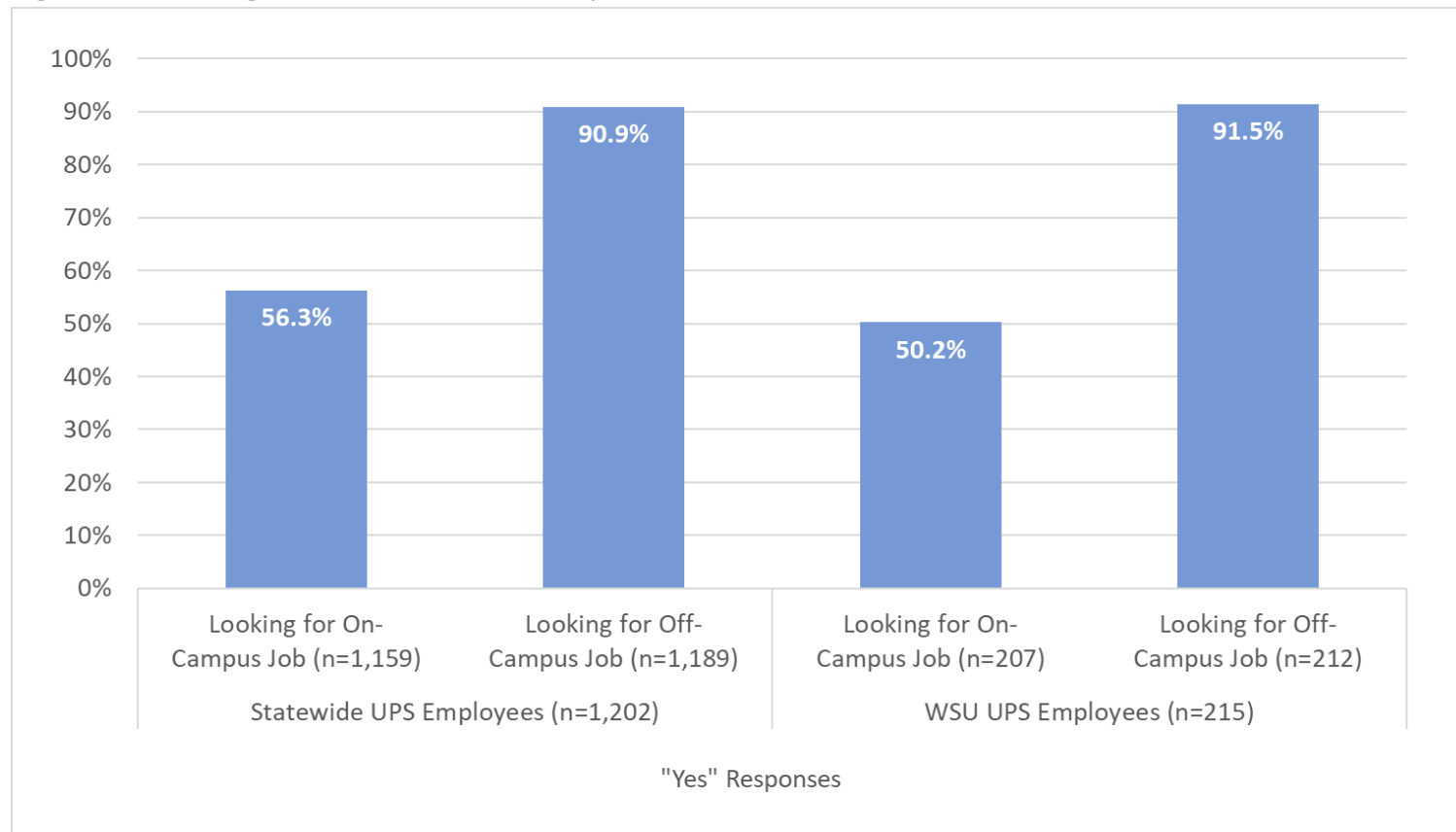
Figure 15: Looking for Different Job



Respondents who answered “yes” to the question “are you currently looking for a different job or have you looked for a new job in the past year or so” were asked two questions: “are you looking for an on-campus job” and “are you looking for an off-campus job.”

Figure 16 shows that, of those looking for a different job, 56.3% of Statewide UPS Employees and 50.2% of WSU UPS Employees report that they are interested in other on-campus employment, and in response to a separate question, 90.9% and 91.5% (Statewide and WSU, respectively) report being interested in off-campus employment.

Figure 16: Looking for On- and/or Off-Campus Job



Finally, respondents were asked if they had any other comments they would like to add. Table 5 shows responses collapsed into 16 categories, ordered by Statewide UPS Employees. (NOTE: Many respondents provided more than one comment. The categories below show the first listed.) Appendix D shows all responses from WSU UPS Employees.

Table 5: Additional Comments

	Statewide UPS Employees		WSU UPS Employees	
	Freq.	Percent	Freq.	Percent
Wage increases, wage equity, cost of living adjustments, merit pay, bonuses	151	19.4	34	27.4
Leadership/management unresponsive, unresponsive, untrusted, micromanage	93	12.0	17	13.7
Generalized frustration/low morale expressed	88	11.3	11	8.9
Understaffed, under-resourced, overworked, and overloaded	78	10.0	14	11.3
Favorable comments about university employment, supervisor, coworkers	70	9.0	8	6.5
Tuition assistance, health insurance, childcare, parking	52	6.7	4	3.2
Wages should better match skills, output, and/or loyalty/longevity	45	5.8	11	8.9
Considering retirement or new job	41	5.3	2	1.6
Top heavy administration, wage increases go to top. favoritism regarding departments	28	3.6	4	3.2
Positive comments about survey/participation	26	3.3	3	2.4
Kansas Legislature imprudent/unsupportive	23	3.0	1	0.8
Opportunities for advancement are lacking	23	3.0	3	2.4
More flexibility in work hours and locations (remote/hybrid)	21	2.7	6	4.8
Critique of survey, recommendations for survey/analysis	14	1.8	2	1.6
Other comment	14	1.8	3	2.4
Pessimism expressed regarding the use of survey findings	10	1.3	1	0.8
Total	777	100.0	124	100

Appendix E: Survey

Email Invitation – 2022 Regent Universities USS-UPS Survey

Hello \${m://FirstName},

As you may know, the Docking Institute of Public Affairs has been asked by University Support Staff (USS) and Unclassified Professional Staff (UPS) representatives from six Regent Universities in Kansas to conduct a short survey of USS and UPS employees. This online survey should take about 10 minutes complete.

The purpose of this survey is to measure USS and UPS employee morale with regard to recognition and appreciation, compensation, workload, job satisfaction, desired incentives, training, budget limitations, and other issues.

A link is provided below. I ask that you complete this survey within a week, so that I may begin data analysis soon. My analysis, and subsequent report(s), will be of grouped data only. Responses from individuals will not be reported nor linked to individual respondents. Your confidentiality is assured.

This survey is also completely voluntary. You are not required to begin nor complete the survey, and you may exit at any time. I will not report who did or did not participate. The survey is for respondents 18 years of age and older. If you are under the age of 18, please do not begin.

If you have any questions, please contact me at 785-628-5563 or mswalker@fhsu.edu.

Follow this link to the Survey: \${l://SurveyLink?d=Take the Survey}

Or copy and paste the URL below into your internet browser: \${l://SurveyURL}

Thank you!

Mike Walker
Docking Institute of Public Affairs and
Department of Sociology
300 Custer Hall
Fort Hays State University

Follow the link to opt out of future emails: \${l://OptOutLink?d=Click here to unsubscribe} *

*If you opt out now, you will be locked out of the survey. Please do not opt out if you plan to finish the survey later. I will send you only one reminder.

2022 Regent Universities USS-UPS Survey Instrument

[Note to Reviewers: Question numbers (e.g., Q1) and values (e.g., (1)) are not visible to survey respondents.]

QIntro The Docking Institute of Public Affairs has been asked to conduct a survey of current University Support Staff (USS) and Unclassified Professional Staff (UPS) employed at Kansas Regent Universities.

Participation in this survey is completely voluntary. You may exit at any time by simply closing your browser. You may skip any question once you begin. Your decision to participate (or to not participate) will have no impact on your employment status.

This survey is also completely confidential. Your responses will be grouped with responses from other respondents. Only grouped data will be analyzed. Individual responses will NOT be attributed to individual respondents. Please do not leave your name or other personal identifiers in the text boxes.

This survey is intended for adults 18 years old or older. If you are not 18, please select "No, I will not participate" below. Select "Yes - I will participate" if you would like to begin the survey. Selecting "Yes - I will participate" is providing your consent to participate.

If you would like to review the IRB-approved consent document before continuing, please select "Review consent document." Then click the Go Forward button.

- Yes, I will participate
- No, I will not participate
- Review consent document

"No, I will not participate" = skip to End of INTRO BLOCK. "Yes, I will participate" = skip to Q1. "Review consent document" = continue to QCONSENT.

QCONSENT

INTRODUCTION

The Docking Institute of Public Affairs supports the practice of protecting human subjects participating in research. You are being asked to participate in a survey. It is your choice whether or not to participate. The following information is provided to help you decide if you would like to participate. You may refuse to begin this survey and not participate in this study. Even if you agree to participate, you are free to withdraw at any time. Withdrawing from this study will result in no negative consequences.

PURPOSE OF THE SURVEY

The purpose of the survey is to provide information which may be used for university policy development or modification. Below are some of the topics we address in this survey:

- Work satisfaction and morale.
- Perceptions of supervisor appreciation.
- Perceptions about wages and benefits.
- Whether respondents have a second job, and why if so.
- Desired incentives, opportunities, and benefits.
- Opinions about State of Kansas health insurance.

PROCEDURES

You are being asked to complete a survey in Qualtrics. We anticipate that completing the survey will take approximately 10 minutes.

RISKS

We do not anticipate any risk to participants. However, if you feel distressed during or after completing the survey, please reach out to your university health center or call FHSU Health and Wellness Services for emotional support:

Health and Wellness Services
Fort Hays State University
Fischli-Wills Center for Student Success
Third Floor, Room 301
(785) 628-4401

BENEFITS

Information gathered may inform university policy regarding employment and benefit faculty and staff at the six universities.

PARTICIPANT CONFIDENTIALITY

The Docking Institute of Public Affairs has a long history of successful data gathering and protecting the identities of survey participants. We have never experienced a data breach, and we follow industry best practices when collecting and storing data. Information gathered will be analyzed at the group level only. Individual survey responses will not be linked to any individual survey respondents, unless (a) it is required by law or university policy, or (b) you give written permission. The former has never been required of the Docking Institute, and the latter has never been requested by the Docking Institute.

WITHDRAWAL

You may stop answering questions at any time without penalty. Any information you have provided prior to withdrawal will be destroyed upon request. Your decision to stop your participation will not affect your employment status.

If you provide information now but change your mind later and wish to not participate, you may request to have your data removed from the data file. Information you provide will be deleted unless the request is made after the information has been deidentified. You will not be penalized in any way for changing your mind.

VOLUNTARY PARTICIPATION

You are not required to agree to this Consent and Authorization form, and you may refuse to do so without affecting your employment status nor any services currently enjoyed at your university.

CONTACT INFORMATION

Questions about the study should be directed to Mike Walker at mwalker@fhsu.edu, 785-628-5563, 300 Custer Hall, Fort Hays State University.

PARTICIPANT CERTIFICATION:

I have read this Consent and Authorization form. I have had the opportunity to ask, and I have received answers to, any questions I had regarding the study. I understand that if I have any additional questions about my rights as a research participant, I may call (785) 628-4349, write the Office of Scholarship and Sponsored Projects (OSSP), Fort Hays State University, 600 Park St., Hays, Kansas 67601, or email irb@fhsu.edu.

I agree to participate in this survey and affirm that I am at least 18 years old and that I have received a copy of this Consent and Authorization form.

Please select "Yes - I will participate" to proceed. Select "No - I will not participate" to exit now. Then click "Go Forward."

- Yes, I will participate
- No, I will not participate

"No, I will not participate" = skip to End of INTRO BLOCK. "Yes, I will participate" = continue to Q1

End of INTRO BLOCK

Thank you for your time.

Please close your browser to exit the survey.

If you would like more information about this survey, please contact Mike Walker at mwalker@fhsu.edu.

If the questions or the process made you feel uneasy or uncomfortable in any way, please call Health and Wellness Services at 785-628-4401 and speak with a counselor.

NOTE TO REVIEWERS: Respondents selecting "No, I will not participate" for either QINTRO or QCONSENT reach this "thank you" statement. They exit the survey before answering any substantive questions.

START OF SURVEY

Q1 For which university are you employed as a USS or UPS employee?

- Emporia State University (1)
- Fort Hays State University (2)
- Kansas State University (3)
- Pittsburg State University (4)
- Wichita State University (5)
- University of Kansas (6)

Q2 How long have you been employed with your current university?

- 0-4 years (1)
 - 5-9 years (2)
 - 10-14 years (3)
 - 15-19 years (4)
 - 20 years or more (5)
-

Q3 To the best of your knowledge, what is your employment classification?

- Unclassified Professional Staff (UPS) - Hourly Wage (1)
- Unclassified Professional Staff (UPS) - Salary (2)
- University Support Staff (USS) - Hourly Wage (3)
- University Support Staff (USS) - Salary (4)
- I don't know (5)

Q4 Please rank the following items from highest to lowest in importance to you.

[Use your mouse to grab an item and move it up or down. **The item of highest importance to you should end up on top (1)**, followed by the second most important item (2), followed by the third most important item (3), and followed by the fourth most important item (4).]

- _____ Recognition for the work you perform (Q4_1)
- _____ Amount of pay or compensation (Q4_2)
- _____ Additional incentives or perks (Q4_3)
- _____ Professional development opportunities (Q4_4)

Q4a Is there another work-related item that you consider to be of *high importance*? If so, please provide that item in the space below.

Q5 How much do you feel your work is appreciated by the following groups/entities?

	My work is unappreciated (1)	My work is moderately appreciated (2)	My work is greatly appreciated (3)	This item does not apply to me/don't know (4)
Your co-workers (Q5a)	<input type="radio"/>	<input type="radio"/>	<input type="radio"/>	<input type="radio"/>
Your immediate supervisor (Q5b)	<input type="radio"/>	<input type="radio"/>	<input type="radio"/>	<input type="radio"/>
Your department head (Q5c)	<input type="radio"/>	<input type="radio"/>	<input type="radio"/>	<input type="radio"/>
University Administration (Q5d)	<input type="radio"/>	<input type="radio"/>	<input type="radio"/>	<input type="radio"/>
Customers / Public / Campus Colleagues (Q5e)	<input type="radio"/>	<input type="radio"/>	<input type="radio"/>	<input type="radio"/>

Q6 Generally speaking, how do you rate your morale at work?

- Extremely positive (1)
 - Somewhat positive (2)
 - Neither positive nor negative (3)
 - Somewhat negative (4)
 - Extremely negative (5)
-

Q7 Compared to two years ago, would you say your morale has improved, remained the same, or worsened?

- Improved (1)
 - Remained the Same (2)
 - Worsened (3)
-

Display This Question: If Q7 = Worsened

Q7a Which of the following best describes why your morale has worsened compared to two years ago?

- Salary increases haven't kept up with increased costs (1)
 - Had to take on additional work duties with no/minimal increases in pay (2)
 - Morale of those around me has worsened (3)
 - Layoffs have created uncertainty about the future of my position (4)
-

Display This Question: If Q7 ≠ Worsened

Q7b Which of the following best describes why your morale has improved or remained the same compared to two years ago?

- Salary increases have been adequate (1)
 - My workload has become more reasonable (2)
 - Morale of those around me has improved (3)
 - The future of my position has become less uncertain (4)
-

Q8 How do you rate your salary or hourly wage with regard to the work that you currently perform?

For the work I perform, my wage is...

- Extremely reasonable (1)
 - Reasonable (2)
 - Somewhat reasonable (3)
 - Neither reasonable nor unreasonable (4)
 - Somewhat unreasonable (5)
 - Unreasonable (6)
 - Extremely unreasonable (7)
-

Q9 Do you (yourself) have a second job or other means of income?

Yes (1)

No (2)

Display This Question: If Q9 = No

Q9a Are you considering getting a second job (or considering some other option) to increase your income?

Yes (1)

No (2)

Display This Question: If Q9 = Yes Or Q9a = Yes

Q9b Of the following, which BEST describes the reason you have taken a second job or are considering a second job?

To be able to better provide for family (1)

To help to pay down debt/bills (2)

To be able to have additional discretionary income (i.e., to spend on vacations, upgraded car, etc.) (3)

Display This Question: If Q9 = Yes Or Q9a = Yes

9c You mentioned that you have a second job or that you are considering taking a second job. Regarding your job with the University, which of the following reasons have encouraged you to *remain employed* there?

	Yes (1)	No (2)
I earn a better salary than I would at a comparable private sector job (Q9c1)	<input type="radio"/>	<input type="radio"/>
The stability in employment (Q9c2)	<input type="radio"/>	<input type="radio"/>
I need the health insurance (Q9c3)	<input type="radio"/>	<input type="radio"/>
I need access to the education discounts offered (i.e. tuition waivers) for self/dependents (Q9c4)	<input type="radio"/>	<input type="radio"/>
I am close to retirement age (Q9c5)	<input type="radio"/>	<input type="radio"/>
I want to continue working here to receive maximum retirement benefits (Q9c6)	<input type="radio"/>	<input type="radio"/>
I enjoy the work so much that I remain (Q9c7)	<input type="radio"/>	<input type="radio"/>

Q10 For each statement below, please strongly agree, agree, disagree, or strongly disagree.

	Strongly Agree (1)	Agree (2)	Neither Agree nor Disagree (3)	Disagree (4)	Strongly Disagree (5)
I enjoy the things I do at work (Q10a)	<input type="radio"/>	<input type="radio"/>	<input type="radio"/>	<input type="radio"/>	<input type="radio"/>
I have a generally positive work environment (Q10b)	<input type="radio"/>	<input type="radio"/>	<input type="radio"/>	<input type="radio"/>	<input type="radio"/>
I am sufficiently trained to complete my required job duties (Q10c)	<input type="radio"/>	<input type="radio"/>	<input type="radio"/>	<input type="radio"/>	<input type="radio"/>
I have a reasonable workload (Q10d)	<input type="radio"/>	<input type="radio"/>	<input type="radio"/>	<input type="radio"/>	<input type="radio"/>
I have a fair chance of advancement in my job (Q10e)	<input type="radio"/>	<input type="radio"/>	<input type="radio"/>	<input type="radio"/>	<input type="radio"/>
I have a fair chance for future salary or wage increases (Q10f)	<input type="radio"/>	<input type="radio"/>	<input type="radio"/>	<input type="radio"/>	<input type="radio"/>

Q10g Do you have another item or issue that you feel strongly about? If so, please use the space below to provide that item or issue.

Q11 Are any of the following incentives or opportunities of interest to you? [These options may or may not be under consideration at your institution, and/or are provided for already.]

	Extremely Important (1)	Very Important (2)	Moderately Important (3)	Slightly Important (4)	Not at all Important (5)
Flex-time or flexible hours (Q11a)	<input type="radio"/>	<input type="radio"/>	<input type="radio"/>	<input type="radio"/>	<input type="radio"/>
On-the-job training (Q11b)	<input type="radio"/>	<input type="radio"/>	<input type="radio"/>	<input type="radio"/>	<input type="radio"/>
Childcare assistance (such as financial assistance or care at work) (Q11c)	<input type="radio"/>	<input type="radio"/>	<input type="radio"/>	<input type="radio"/>	<input type="radio"/>
Improved healthcare benefits (Q11d)	<input type="radio"/>	<input type="radio"/>	<input type="radio"/>	<input type="radio"/>	<input type="radio"/>
Tuition assistance for dependents attending another university (Q11e)	<input type="radio"/>	<input type="radio"/>	<input type="radio"/>	<input type="radio"/>	<input type="radio"/>
Tuition assistance for dependents attending a nearby community college or technical school. (Q11f)	<input type="radio"/>	<input type="radio"/>	<input type="radio"/>	<input type="radio"/>	<input type="radio"/>

Q12 Is another incentive important to you? If so, please provide that incentive in the space below.

Q13 With regard to your health insurance through the State of Kansas, which of the following statements MOST applies to you:

- I'm receiving high value at high cost (1)
- I'm receiving fair value at high cost (2)
- I'm receiving low value at high cost (3)
- I'm receiving fair value at fair cost (4)
- I'm not receiving fair value at a fair cost (5)
- I don't use the State of Kansas Health Insurance (6)

Q14 Have budget limitations impacted your job? If so, please mark all of the areas below that have been impacted by budget limitations.

	Yes (1)	No (2)
My amount or quantity of my work has increased (Q14a)	<input type="radio"/>	<input type="radio"/>
My duties have increased (Q14b)	<input type="radio"/>	<input type="radio"/>
I now complete more advanced level duties/tasks (Q14c)	<input type="radio"/>	<input type="radio"/>
Our staff has been reduced because of unfilled positions (Q14d)	<input type="radio"/>	<input type="radio"/>
Our staff has been reduced because we are unable to fill open positions at current salary/wage levels (Q14e)	<input type="radio"/>	<input type="radio"/>
Resources and supplies have been reduced (Q14f)	<input type="radio"/>	<input type="radio"/>
None of the above (Q14g)	<input type="radio"/>	<input type="radio"/>

Q15 Are you currently looking for a different job or have you looked for a new job in the past year or so?

- Yes (1)
 - No (2)
 - I would prefer not to respond (3)
-

Display This Question: If Q15 = Yes

Q15a Please select all that apply for your job search.

	Yes (1)	No (2)
I am looking or have looked for a different ON-campus job (Q15a1)	<input type="radio"/>	<input type="radio"/>
I am looking or have looked for a different job OFF campus (Q15a2)	<input type="radio"/>	<input type="radio"/>

Q16 And finally, do you have any other comments to add? If so, please provide comments below.

FINALIZE: If you are ready to **finalize and submit** your responses, please click on the "**Go Forward**" button below.

REVIEW: If you would like to **review your answers** before submitting the survey, please click on the "**Go Back**" button below.

PREVIEW: If you are simply previewing the survey now for completion later, please **close your browser**. (If you click "go forward" now you will be locked out. Please email Mike Walker at mwalker@fhsu.edu for assistance.)

End of SURVEY

Thank you for completing this survey!

Please close your browser to exit the survey.

If you would like more information about this survey, please contact Mike Walker at mwalker@fhsu.edu.

If the questions or the process made you feel uneasy or uncomfortable in any way, please call Health and Wellness Services at 785-628-4401 and speak with a counselor.

